
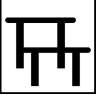





2015 Artistic Gymnastics BC Championships

North Vancouver

Session 4b - JO 7 (2003, 2002)

JO 7 2002 / JO 7 2003

#	Athlete	Club	Category															
				D	Score	Rk	D	Score	Rk	D	Score	Rk	D	Score	Rk	D	Score	Rk
7013	STEWART Eva	Z4 Delta Gymnastics Society	JO 7 2003	10.00	9.250	3	10.00	8.675	1	10.00	9.125	12	10.00	9.475	1	40.00	36.525	1
7011	GROVES Ava	Z4 Delta Gymnastics Society	JO 7 2003	10.00	9.525	1	9.20	7.950	12	10.00	9.500	1	10.00	9.400	3	39.20	36.375	2
7010	BENJAMIN Rachel	Z4 Delta Gymnastics Society	JO 7 2002	10.00	9.200	4	10.00	8.375	5	9.50	8.775	19	10.00	9.450	2	39.50	35.800	3
7012	MILETICH Anna	Z4 Delta Gymnastics Society	JO 7 2003	10.00	9.025	8	10.00	8.600	3	10.00	8.875	18	10.00	9.275	6	40.00	35.775	4
7068	JACOBS Jade	Z8 Prince George Gymnastics	JO 7 2003	10.00	8.975	9	10.00	8.450	4	10.00	9.300	3	10.00	8.825	24	40.00	35.550	5
7028	TO Corris	Z3 Flip City Gymnastics Club	JO 7 2002	10.00	8.700	15	10.00	8.250	7	10.00	9.175	9	10.00	9.375	4	40.00	35.500	6
7018	BUTCHER Mia	Z6 Falcon Gymnastics	JO 7 2002	10.00	8.700	15	10.00	8.625	2	10.00	9.100	13	10.00	8.750	27	40.00	35.175	7
7023	POLLAK Talya	Z5 Flicka Gymnastics Club	JO 7 2003	10.00	9.050	6	9.50	7.750	18	10.00	9.325	2	10.00	8.900	20	39.50	35.025	8
7016	BROWN Tahara	Z6 Duncan Dynamics Gymnastics Club	JO 7 2003	10.00	8.950	10	10.00	7.950	12	10.00	9.150	10	10.00	8.875	22	40.00	34.925	9
7014	TOBIN Sarah	Z4 Delta Gymnastics Society	JO 7 2002	10.00	8.400	24	10.00	8.350	6	10.00	8.925	17	10.00	9.175	11	40.00	34.850	10
7053	JAYLA Franklin	Z6 Nanaimo Gymnastics School	JO 7 2003	10.00	8.100	29	10.00	8.150	8	10.00	9.225	7	10.00	9.275	6	40.00	34.750	11
7055	MILES Olivia	Z6 Nanaimo Gymnastics School	JO 7 2003	10.00	8.450	22	9.20	7.925	15	10.00	9.225	7	10.00	9.100	12	39.20	34.700	12
7047	RIZKALLAH Seraphina (Saphi)	Z3 Langley Gymnastics Foundation	JO 7 2003	10.00	8.750	13	10.00	8.125	9	10.00	8.625	22	10.00	9.050	13	40.00	34.550	13
7019	CHU Veronica	Z6 Falcon Gymnastics	JO 7 2002	10.00	8.825	11	10.00	7.925	15	10.00	8.775	19	10.00	8.950	19	40.00	34.475	14
7064	LECOUTEUR Victoria	Z6 Powell River Gymnastics	JO 7 2002	10.00	9.450	2	10.00	7.700	19	10.00	8.425	25	10.00	8.650	30	40.00	34.225	15

7036	PENNA Isa	Z1 Key City Gymnastics	JO 7 2002	10.00	8.400	24	9.50	7.450	22	10.00	8.975	16	10.00	9.350	5	39.50	34.175	16
8049	SMITH Courtney	Z3 Langley Gymnastics Foundation	JO 7 2003	10.00	8.550	19	9.50	7.250	25	10.00	9.275	5	10.00	9.000	17	39.50	34.075	17
6094	DAVIDSON Katelyn	Z3 Langley Gymnastics Foundation	JO 7 2003	10.00	8.750	13	10.00	7.850	17	10.00	8.625	22	10.00	8.825	24	40.00	34.050	18
7078	CANNON Alexa	Z3 Surrey Gymnastic Society	JO 7 2002	10.00	9.125	5	9.50	7.400	23	9.50	8.125	28	10.00	9.275	6	39.00	33.925	19
7009	ANDERSON Natalie	Z4 Delta Gymnastics Society	JO 7 2003	10.00	9.050	6	9.50	7.350	24	9.50	8.500	24	10.00	8.800	26	39.00	33.700	20
7022	MORONEY Senna	Z5 Flicka Gymnastics Club	JO 7 2002	10.00	8.775	12	10.00	8.100	10	10.00	8.075	29	10.00	8.700	29	40.00	33.650	21
7049	BOYLAN Karli	Z6 Nanaimo Gymnastics School	JO 7 2003	10.00	8.375	27	10.00	8.000	11	10.00	9.250	6	9.50	7.925	32	39.50	33.550	22
7057	SCOTT Julie	Z6 Nanaimo Gymnastics School	JO 7 2002	10.00	7.975	31	9.50	7.500	21	10.00	9.075	15	10.00	9.000	17	39.50	33.550	22
7074	MUELLER Katarina	Z4 Richmond Gymnastics Association	JO 7 2003	10.00	8.525	21	8.70	7.000	27	9.40	8.700	21	10.00	9.250	9	38.10	33.475	24
7073	LANCASTER Laryssa	Z4 Richmond Gymnastics Association	JO 7 2003	10.00	7.900	32	9.50	6.925	28	10.00	9.300	3	10.00	9.250	9	39.50	33.375	25
7040	JOHNSON Katelyn	Z1 Kimberley Gymnastics Society	JO 7 2002	10.00	8.400	24	9.50	7.950	12	9.50	7.950	30	10.00	9.050	13	39.00	33.350	26
7044	FRANCIS Aisha	Z3 Langley Gymnastics Foundation	JO 7 2003	10.00	8.650	17	10.00	7.700	19	9.50	8.425	25	9.50	8.325	31	39.00	33.100	27
7080	WOODWARD Eva	Z3 Surrey Gymnastic Society	JO 7 2002	10.00	8.000	30	8.40	6.550	30	10.00	9.150	10	10.00	9.050	13	38.40	32.750	28
7059	BOWDEN Taylor	Z2 Okanagan Gymnastics Centre	JO 7 2003	10.00	8.650	17	9.50	7.200	26	9.50	7.675	31	10.00	8.900	20	39.00	32.425	29
7075	BORTHWICK Lexie	Z3 Splitz Gymnastics	JO 7 2002	10.00	8.175	28	9.20	6.300	31	10.00	9.100	13	10.00	8.725	28	39.20	32.300	30
7048	WATSON Sierra	Z3 Langley Gymnastics Foundation	JO 7 2002	10.00	8.550	19	8.70	6.250	32	10.00	8.350	27	10.00	9.050	13	38.70	32.200	31
7039	STRAIN Christine	Z2 KGTC	JO 7 2002	10.00	8.425	23	9.00	6.700	29	9.20	7.325	32	10.00	8.875	22	38.20	31.325	32

Generated Fri, 10 Apr 2015 21:01:39 -0700 in 0.005 seconds by kscore.ca