






2015 Artistic Gymnastics BC Championships

North Vancouver

Session 4a - JO 7 (2005, 2004)

JO 7 2004 / JO 7 2005

#	Athlete	Club	Category															
				D	Score	Rk	D	Score	Rk	D	Score	Rk	D	Score	Rk	D	Score	Rk
7043	DUKE Kennedy	Z3 Langley Gymnastics Foundation	JO 7 2005	10.00	9.500	2	10.00	8.850	2	10.00	8.775	5	10.00	9.250	5	40.00	36.375	1
7071	BATES Amy	Z4 Richmond Gymnastics Association	JO 7 2004	10.00	9.175	6	10.00	8.200	8	10.00	9.150	1	10.00	9.500	1	40.00	36.025	2
7008	SHUKYN Arden	Z3 Club Aviva	JO 7 2004	10.00	9.550	1	10.00	8.450	4	10.00	9.125	2	10.00	8.625	16	40.00	35.750	3
7062	NICOLSON Kayleigh	Z2 Okanagan Gymnastics Centre	JO 7 2004	10.00	8.575	20	10.00	9.100	1	10.00	8.625	8	10.00	8.925	11	40.00	35.225	4
7066	MCLAREN Jessa	Z6 Powell River Gymnastics	JO 7 2005	10.00	9.100	9	10.00	8.250	7	10.00	8.550	9	10.00	9.325	3	40.00	35.225	4
7024	SENTLINGER Eve	Z5 Flicka Gymnastics Club	JO 7 2004	10.00	9.000	12	10.00	8.350	6	10.00	8.825	4	10.00	8.700	13	40.00	34.875	6
7042	CRAWFORD Kyleigh	Z3 Langley Gymnastics Foundation	JO 7 2005	10.00	9.475	3	10.00	7.800	12	10.00	8.075	13	10.00	9.150	8	40.00	34.500	7
7054	JONES Samantha	Z6 Nanaimo Gymnastics School	JO 7 2005	10.00	9.125	7	10.00	8.400	5	9.50	7.600	19	10.00	9.350	2	39.50	34.475	8
7029	TO Sammi	Z3 Flip City Gymnastics Club	JO 7 2004	10.00	9.325	4	10.00	7.625	14	10.00	8.750	6	10.00	8.675	14	40.00	34.375	9
7063	WOODCOX Kenedi	Z2 Okanagan Gymnastics Centre	JO 7 2004	10.00	8.700	16	9.50	7.900	11	10.00	8.550	9	10.00	9.150	8	39.50	34.300	10
7077	BASHKO Maria	Z3 Surrey Gymnastic Society	JO 7 2004	10.00	9.250	5	9.50	8.100	9	9.50	7.950	17	10.00	9.000	10	39.00	34.300	10
7026	HUNG Melody	Z3 Flip City Gymnastics Club	JO 7 2004	10.00	9.075	10	10.00	8.675	3	10.00	7.975	16	10.00	8.525	18	40.00	34.250	12
7001	CHAILLER Nya	Z6 Campbell River Spring	JO 7 2004	10.00	8.700	16	9.50	8.000	10	10.00	8.050	14	10.00	9.325	3	39.50	34.075	13
7052	HOWELL Kayla	Z6 Nanaimo Gymnastics	JO 7 2004	10.00	8.800	14	8.70	7.150	16	10.00	8.550	9	10.00	9.225	6	38.70	33.725	14

		School																	
7083	REITSEMA Samantha	Z3 Twisters Gymnastics	JO 7 2005	10.00	9.125	7	9.50	7.700	13	10.00	8.125	12	10.00	8.525	18	39.50	33.475	15	
7030	STEFANI Brienne	Z1 Glacier Gymnastics Club	JO 7 2004	10.00	8.700	16	8.70	6.075	20	10.00	8.925	3	10.00	9.225	6	38.70	32.925	16	
7037	SHAW Danica	Z1 Key City Gymnastics	JO 7 2004	10.00	9.025	11	9.20	6.350	19	10.00	8.700	7	9.70	8.625	16	38.90	32.700	17	
7084	ROMEO Lucie	Z3 Twisters Gymnastics	JO 7 2004	10.00	8.975	13	9.50	7.500	15	10.00	7.250	21	9.70	8.650	15	39.20	32.375	18	
7085	WOOD Hannah	Z3 Twisters Gymnastics	JO 7 2005	10.00	8.575	20	8.70	6.700	17	10.00	8.025	15	9.70	8.325	20	38.40	31.625	19	
7045	GRANT Cassandra	Z3 Langley Gymnastics Foundation	JO 7 2004	10.00	8.600	19	8.70	6.425	18	9.20	7.525	20	10.00	8.800	12	37.90	31.350	20	
7046	HERNBERG Grace	Z3 Langley Gymnastics Foundation	JO 7 2004	10.00	8.775	15	8.20	6.050	21	10.00	7.875	18	9.20	8.200	21	37.40	30.900	21	

Generated Fri, 10 Apr 2015 21:00:16 -0700 in 0.003 seconds by kscore.ca