






2015 Artistic Gymnastics BC Championships

North Vancouver

Session 7a - JO 8 (2001, 2000)

JO 8 2000 / JO 8 2001

#	Athlete	Club	Category															
				D	Score	Rk	D	Score	Rk	D	Score	Rk	D	Score	Rk	D	Score	Rk
8077	MAY Celine	Z3 TAG Sports Centre	JO 8 2001	10.00	9.000	3	9.90	8.775	2	10.00	8.950	9	10.00	8.650	15	39.90	35.375	1
8056	ABEDROP Regina	Z2 Okanagan Gymnastics Centre	JO 8 2000	9.80	9.050	2	9.50	8.250	3	10.00	9.050	5	10.00	9.000	4	39.30	35.350	2
8006	WHEELDON Reese	Z6 Campbell River Spring	JO 8 2001	9.50	8.650	11	9.50	8.200	5	10.00	9.250	2	10.00	9.025	3	39.00	35.125	3
8021	SCHMIDT Emily	Z6 Falcon Gymnastics	JO 8 2000	9.50	8.625	14	9.50	7.575	15	10.00	9.500	1	10.00	9.150	1	39.00	34.850	4
8026	NIKOLOVA Yoanna	Z5 Flicka Gymnastics Club	JO 8 2001	9.50	8.650	11	9.50	8.200	5	10.00	9.100	4	10.00	8.875	7	39.00	34.825	5
8012	ANDERTON Michelle	Z4 Delta Gymnastics Society	JO 8 2001	9.80	8.850	4	9.20	8.125	7	9.50	8.425	15	10.00	9.075	2	38.50	34.475	6
8025	KERFOOT Soleil	Z5 Flicka Gymnastics Club	JO 8 2000	9.50	8.525	16	10.00	7.850	12	10.00	9.000	6	10.00	8.825	10	39.50	34.200	7
8059	BULCOCK Vanessa	Z2 Okanagan Gymnastics Centre	JO 8 2001	9.80	8.825	7	10.00	8.125	7	9.50	8.350	18	10.00	8.700	14	39.30	34.000	8
8030	YAMAOKA Misa	Z5 Flicka Gymnastics Club	JO 8 2001	9.80	8.825	7	10.00	9.150	1	9.50	7.575	26	10.00	8.450	19	39.30	34.000	8
8028	ROMERO Alexis	Z5 Flicka Gymnastics Club	JO 8 2001	9.50	8.325	21	10.00	7.975	10	10.00	9.125	3	10.00	8.550	16	39.50	33.975	10
8067	DOHM Katie	Z6 Powell River Gymnastics	JO 8 2000	9.80	8.850	4	10.00	7.100	20	10.00	8.750	12	10.00	8.925	5	39.80	33.625	11
8022	BENT Claire	Z5 Flicka Gymnastics Club	JO 8 2001	9.80	8.850	4	9.50	7.725	14	10.00	8.675	13	10.00	8.250	23	39.30	33.500	12
8016	SCHULTZ Darcy	Z4 Delta Gymnastics Society	JO 8 2001	9.50	8.400	19	9.50	7.900	11	9.50	8.375	17	10.00	8.775	12	38.50	33.450	13
8017	ARDEN Keerstin	Z6 Duncan Dynamics Gymnastics Club	JO 8 2001	9.70	8.450	17	9.90	6.975	22	10.00	8.975	8	10.00	8.900	6	39.60	33.300	14

8032	TORRANCE Alecksa	Z3 Flip City Gymnastics Club	JO 8 2001	9.00	8.200	23	9.50	7.475	17	10.00	9.000	6	10.00	8.075	27	38.50	32.750	15
8037	LIM Kayley	Z1 Key City Gymnastics	JO 8 2000	9.80	8.600	15	9.20	8.250	3	9.50	7.325	29	10.00	8.550	16	38.50	32.725	16
8013	CHAN Sarah	Z4 Delta Gymnastics Society	JO 8 2000	9.50	8.050	28	8.90	6.975	22	10.00	8.825	11	10.00	8.800	11	38.40	32.650	17
8011	ANDERSON Jenna	Z4 Delta Gymnastics Society	JO 8 2001	9.50	8.725	10	8.90	6.650	26	9.50	8.250	19	10.00	8.875	7	37.90	32.500	18
8076	CLYNE Taya	Z3 TAG Sports Centre	JO 8 2001	10.00	9.275	1	10.00	6.875	24	9.50	7.675	24	10.00	8.500	18	39.50	32.325	19
8051	LEIGH Paris	Z6 Lion's Pride Gymnastics Academy	JO 8 2000	9.80	8.775	9	10.00	8.100	9	9.50	7.150	31	10.00	8.000	29	39.30	32.025	20
8066	ANDERSON Abigail	Z6 Port Alberni Gymnastics Academy	JO 8 2001	9.20	8.000	29	10.00	7.550	16	10.00	8.425	15	10.00	8.050	28	39.20	32.025	20
8079	ANSELL Jadyne	Z3 Twisters Gymnastics	JO 8 2001	9.50	8.175	24	9.20	6.075	31	10.00	8.675	13	10.00	8.850	9	38.70	31.775	22
8070	PARKER Mekenna	Z8 Prince George Gymnastics	JO 8 2000	9.50	8.650	11	10.00	7.025	21	9.50	7.600	25	10.00	8.425	20	39.00	31.700	23
8029	WALTERS Amaiya	Z5 Flicka Gymnastics Club	JO 8 2001	9.50	8.400	19	9.20	7.275	19	9.50	7.575	26	10.00	8.325	21	38.20	31.575	24
8060	DILLON Braelyn	Z2 Okanagan Gymnastics Centre	JO 8 2001	9.00	8.250	22	10.00	6.525	28	10.00	7.850	22	10.00	8.750	13	39.00	31.375	25
8018	CHASE Jodi	Z6 Falcon Gymnastics	JO 8 2001	9.00	8.075	27	8.60	6.850	25	9.50	7.950	21	10.00	8.250	23	37.10	31.125	26
8065	RINDAHL Madeline	Z3 Omega Gymnastics	JO 8 2000	9.40	8.175	24	9.40	6.625	27	9.70	8.125	20	10.00	8.125	26	38.50	31.050	27
8042	WOOD Jade	Z2 KGTC	JO 8 2000	9.50	8.000	29	8.70	6.500	29	9.50	7.750	23	10.00	8.325	21	37.70	30.575	28
8003	HENDERSON Mackenzie	Z6 Campbell River Spring	JO 8 2001	9.00	8.125	26	9.20	7.475	17	9.70	7.300	30	10.00	7.500	31	37.90	30.400	29
8040	BUTCHER Quinn	Z2 KGTC	JO 8 2001	9.50	8.450	17	8.90	6.350	30	9.70	7.350	28	10.00	8.175	25	38.10	30.325	30
8050	KEMBALL Ciara	Z6 Lion's Pride Gymnastics Academy	JO 8 2000	0.00	0.000	31	9.50	7.850	12	9.50	8.950	9	9.50	7.750	30	28.50	24.550	31

Generated Sat, 11 Apr 2015 17:31:06 -0700 in 0.004 seconds by [kscore.ca](http://use.kscore.ca)