






## 2015 Artistic Gymnastics BC Championships

North Vancouver

## Session 8a - JO 9

JO 9 1994, JO 9 1996, JO 9 1997, JO 9 1998, JO 9 1999,

JO 9 2000

																		
#	Athlete	Club	Category	D	Score	Rk	D	Score	Rk	D	Score	Rk	D	Score	Rk	D	Score	Rk
9012	OWEN Brianna	Z8 North Peace Gymnastics Association	JO 9 1996	9.70	8.750	6	8.60	7.300	2	9.40	8.225	3	9.70	8.525	4	37.40	32.800	1
9005	BROADWAY Micaylla	Z6 Duncan Dynamics Gymnastics Club	JO 9 1997	9.60	8.200	9	9.90	7.900	1	9.70	7.925	4	9.80	8.375	6	39.00	32.400	2
9006	MCINTYRE Darby	Z6 Duncan Dynamics Gymnastics Club	JO 9 2000	9.70	8.900	4	9.80	7.050	4	9.40	7.300	10	10.00	9.050	1	38.90	32.300	3
9024	MCPHEE Madelyn	Z3 TAG Sports Centre	JO 9 2000	9.70	9.075	1	9.00	5.850	11	9.30	8.250	2	9.90	8.850	2	37.90	32.025	4
9021	JONES Alanna	Z3 Surrey Gymnastic Society	JO 9 1994	9.60	8.875	5	8.70	7.050	4	9.80	8.450	1	9.70	7.625	12	37.80	32.000	5
9026	ROBINSON Justine	Z3 Twisters Gymnastics	JO 9 1998	9.70	9.000	2	8.70	6.825	7	9.20	7.400	9	9.80	8.150	9	37.40	31.375	6
9019	GOTO Lina	Z8 Prince George Gymnastics	JO 9 1997	9.70	8.600	7	8.90	6.375	9	9.20	7.800	5	9.70	8.300	8	37.50	31.075	7
9022	ENGLAND Erin	Z3 TAG Sports Centre	JO 9 1998	9.70	8.925	3	8.90	5.650	12	9.30	7.750	6	9.70	8.325	7	37.60	30.650	8
9007	BOLINK Emily	Z6 Falcon Gymnastics	JO 9 1998	9.60	7.950	10	9.20	7.100	3	9.70	7.450	8	9.70	7.725	10	38.20	30.225	9
9018	SENILOVA Ekaterina	Z6 Powell River Gymnastics	JO 9 2000	9.60	7.250	11	8.70	6.675	8	9.70	7.675	7	9.70	8.450	5	37.70	30.050	10
9008	BOLKO Julie	Z1 Key City Gymnastics	JO 9 1998	9.70	8.250	8	7.70	6.125	10	9.20	7.100	11	9.70	8.575	3	36.30	30.050	10
9023	JORDAN Emma	Z3 TAG Sports Centre	JO 9 1998	0.00	0.000	12	9.40	7.000	6	8.40	6.200	12	9.20	7.725	10	27.00	20.925	12

Generated Sat, 11 Apr 2015 20:56:39 -0700 in 0.002 seconds by [kscore.ca](http://kscore.ca)