





# 2015 Artistic Gymnastics BC Championships

North Vancouver  
Session 8a - JO 9  
JO 9 2001, JO 9 2002, JO 9 2003

#	Athlete	Club	Category													<b>AA</b>		
				D	Score	Rk	D	Score	Rk	D	Score	Rk	D	Score	Rk	D	Score	Rk
9004	ROGERS Ella	Z4 Delta Gymnastics Society	JO 9 2003	9.60	8.650	4	8.80	7.350	1	9.70	8.225	5	9.70	8.500	4	37.80	32.725	1
9002	ANDERSON Sophie	Z4 Delta Gymnastics Society	JO 9 2003	9.70	8.625	5	8.80	6.500	7	9.80	8.700	2	9.70	8.800	1	38.00	32.625	2
9013	MICK Jenna	Z2 Okanagan Gymnastics Centre	JO 9 2001	9.70	8.700	2	8.90	6.825	6	9.80	8.525	3	9.70	8.475	5	38.10	32.525	3
9017	PAYN Frederique	Z3 Omega Gymnastics	JO 9 2002	9.70	8.750	1	8.80	7.125	3	9.70	7.850	8	9.70	8.325	7	37.90	32.050	4
9015	GOBLE Megan	Z3 Omega Gymnastics	JO 9 2002	9.70	8.550	8	8.50	7.100	4	9.80	7.950	6	9.70	8.225	8	37.70	31.825	5
9001	ZEBALLOS Marisol	Z3 Club Aviva	JO 9 2003	9.60	8.475	9	8.30	5.950	8	9.80	8.850	1	9.70	8.225	8	37.40	31.500	6
9010	SAGER-HOFFARD Kyra	Z3 Langley Gymnastics Foundation	JO 9 2003	9.60	8.575	7	8.40	5.900	9	9.80	8.250	4	9.70	8.425	6	37.50	31.150	7
9003	CHANG Sierra	Z4 Delta Gymnastics Society	JO 9 2001	9.70	8.425	10	8.80	6.850	5	9.20	7.025	10	9.70	8.525	3	37.40	30.825	8
9016	NOBLE Grace	Z3 Omega Gymnastics	JO 9 2002	9.70	8.700	2	8.00	5.075	10	9.20	7.950	6	9.70	8.600	2	36.60	30.325	9
9009	BISHOP-BEAURONE Sage	Z3 Langley Gymnastics Foundation	JO 9 2001	9.60	8.625	5	8.90	7.350	1	9.20	7.250	9	9.70	7.050	10	37.40	30.275	10

Generated Sat, 11 Apr 2015 20:58:50 -0700 in 0.002 seconds by [kscore.ca](http://kscore.ca)