







**2015 Artistic Gymnastics BC Championships**  
 North Vancouver  
**Session 7b - Level 4, Elite 4, Elite 3**  
**Level 4**

#	Athlete	Club																			<b>AA</b>		
			D	Score	Rk	D	Score	Rk	D	Score	Rk	D	Score	Rk	D	Score	Rk	D	Score	Rk	D	Score	Rk
404	SCHALLIG Cole	Z4 Delta Gymnastics Society	3.90	12.750	1	3.20	11.400	3	2.40	11.150	2	2.80	11.200	2	3.40	11.750	1	2.00	10.700	3	17.70	68.950	1
403	BIDEWELL Que	Z4 Delta Gymnastics Society	3.60	12.350	2	2.90	12.000	2	2.40	11.150	2	2.80	10.800	4	3.40	11.400	4	2.30	10.850	1	17.40	68.550	2
405	FORREST Douglas	Z5 Flicka Gymnastics Club	3.50	11.350	8	2.50	10.950	6	2.10	10.050	6	2.00	10.400	9	3.10	11.650	2	2.00	10.350	4	15.20	64.750	3
406	MULLER Erik	Z5 Flicka Gymnastics Club	3.40	11.850	3	2.50	11.400	3	2.10	10.800	4	2.00	10.750	5	3.00	9.750	9	1.90	9.450	5	14.90	64.000	4
408	TAZIZ Muzzammil	Z4 Richmond Gymnastics Association	2.70	11.400	7	3.10	12.200	1	2.00	11.250	1	2.00	10.500	8	2.60	10.200	7	1.90	8.350	6	14.30	63.900	5
417	CLEGG Brady	Z2 Okanagan Gymnastics Centre	2.90	11.700	4	2.60	7.300	9	2.30	9.900	7	2.80	11.300	1	2.60	11.450	3	2.00	10.750	2	15.20	62.400	6
409	NEUFELD Brogan	Z3 Twisters Gymnastics	3.60	11.500	5	2.00	9.800	7	2.30	10.550	5	2.80	11.000	3	3.10	10.650	6	2.10	7.600	7	15.90	61.100	7
410	TARBAJ DJ	Z3 Twisters Gymnastics	3.30	11.450	6	2.10	11.000	5	2.00	9.350	9	2.00	10.550	6	3.10	10.900	5	2.10	5.700	9	14.60	58.950	8
416	MOTT Riley	Z2 KGTC	3.50	11.050	9	1.90	9.400	8	2.00	9.750	8	2.80	10.550	6	3.00	10.200	7	1.70	7.550	8	14.90	58.500	9

Generated Sat, 11 Apr 2015 18:16:58 -0700 in 0.002 seconds by [kscore.ca](http://kscore.ca)