
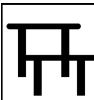





2015 Artistic Gymnastics BC Championships

North Vancouver
Session 2a - JO 6 (2002, 2001)
JO 6 2002

#	Athlete	Club															
			D	Score	Rk	D	Score	Rk	D	Score	Rk	D	Score	Rk	D	Score	Rk
6077	GANSTAL Linnea	KGTC	10.00	8.750	2	10.00	8.600	3	10.00	8.950	5	10.00	9.225	5	40.00	35.525	1
6049	SOLOMONS Leonie	Falcon Gymnastics	10.00	7.175	19	10.00	9.200	1	10.00	9.075	3	10.00	9.175	7	40.00	34.625	2
6010	TASAKA Olivia	Balance Gymnastics	10.00	8.700	3	10.00	8.000	7	9.70	8.850	7	10.00	9.075	11	39.70	34.625	2
6151	HANSEN Alyssa	TAG Sports Centre	10.00	8.475	4	10.00	8.375	4	10.00	8.325	17	10.00	9.375	3	40.00	34.550	4
6147	CZERNIAKOWSKI Nicole	Surrey Gymnastic Society	10.00	8.000	10	10.00	8.675	2	10.00	8.700	10	10.00	9.150	9	40.00	34.525	5
6165	ROBINSON Lowri	White Rock Gymnastics	10.00	9.225	1	8.70	6.900	17	9.90	8.975	4	10.00	9.175	7	38.60	34.275	6
6044	DESCHAMPS Sarah	Duncan Dynamics Gymnastics Club	10.00	8.250	7	10.00	7.450	12	10.00	9.100	1	10.00	9.225	5	40.00	34.025	7
6161	FAERGE Katie	Whistler Gymnastics	10.00	8.450	5	10.00	8.250	6	10.00	8.400	16	10.00	8.550	21	40.00	33.650	8
6048	SIMARD Josee	Falcon Gymnastics	10.00	8.100	8	9.20	7.250	13	10.00	9.100	1	10.00	8.950	14	39.20	33.400	9
6027	GILL Priya	Cartwheels Gym Surrey	10.00	8.375	6	9.20	7.050	15	10.00	8.650	12	10.00	9.100	10	39.20	33.175	10
6064	MCCRORY Gwen	Glacier Gymnastics Club	10.00	7.500	15	9.50	7.500	10	10.00	8.625	14	10.00	9.450	1	39.50	33.075	11
6134	LONG Dallyn	Prince George Gymnastics	10.00	7.900	12	8.70	6.950	16	10.00	8.650	12	10.00	9.350	4	38.70	32.850	12
6122	MATE Aiyanna	Omega Gymnastics	10.00	7.450	18	10.00	7.650	8	10.00	8.675	11	10.00	9.025	13	40.00	32.800	13
6131	GOULD Hannah	Prince George Gymnastics	10.00	7.800	14	9.00	7.500	10	10.00	8.750	9	10.00	8.750	16	39.00	32.800	13
6140	SCHNEIDER Alyssa	Quesnel Technics Gymnastics Club	10.00	8.100	8	9.40	6.700	18	10.00	8.900	6	10.00	8.950	14	39.40	32.650	15
6119	ZANDEE Hayley	Okanagan Gymnastics Centre	10.00	7.475	16	10.00	7.600	9	10.00	8.850	7	10.00	8.575	19	40.00	32.500	16
6031	KOSOLA Morgan	Club Aviva	10.00	7.900	12	10.00	8.325	5	10.00	7.625	21	10.00	8.600	18	40.00	32.450	17
6026	DAVID Melina	Cartwheels Gym Surrey	10.00	7.475	16	8.70	5.750	22	10.00	8.525	15	10.00	9.050	12	38.70	30.800	18

6091	DESROSIERS Anne	Kitimat Dynamics Gymnastics Club	10.00	6.550	22	9.50	7.100	14	10.00	8.325	17	10.00	8.725	17	39.50	30.700	19
6107	ZUCCARO Rachel	Nanaimo Gymnastics School	10.00	7.050	20	8.70	6.450	19	9.70	7.150	23	10.00	9.425	2	38.40	30.075	20
6162	SPIERINGS Ayva	Whistler Gymnastics	10.00	7.950	11	8.60	5.650	23	9.80	7.675	20	10.00	8.575	19	38.40	29.850	21
6008	PARMAR Taylor	Balance Gymnastics	10.00	6.700	21	9.20	6.300	20	9.20	7.550	22	8.70	6.800	23	37.10	27.350	22
6100	GREEN Elise	Nanaimo Gymnastics School	0.00	0.000	23	9.00	6.200	21	10.00	7.725	19	9.50	7.950	22	28.50	21.875	23

Generated Fri, 10 Apr 2015 14:27:26 -0700 in 0.004 seconds by kscore.ca