



2012 BC Gymnastics Championships

North Vancouver - April 13-15, 2012

Session 7 - Level 1 Combined

#	Gymnast's Name	Club / City	yr Born (Age)	Floor	Pom. H.	Rings	Vault	Par. Bars	Hor. Bar	AA
				Sol	Arçons	Anneaux	Saut	Barres p	Barre f	All Around
										
				Award	Award	Award	Award	Award	Award	Note total
208	Sean Humber	Balance /	2000 (12)	Bronze	Bronze	Silver	Bronze	Bronze	Bronze	Bronze
209	Thomas Pedley	Balance /	2000 (12)	Silver	Silver	Bronze	Silver	Gold	Silver	Silver
211	Carson Ogg	Campbell River /	2003 (9)	Gold	Silver	Gold	Silver	Gold	Silver	Silver
216	Adam Glowa	Delta /	2002 (10)	Gold	Bronze	Gold	Silver	Silver	Silver	Silver
223	Alex Stewart	Delta /	2000 (12)	Gold	Bronze	Gold	Silver	Silver	Silver	Silver
214	Carson Cam	Delta /	2002 (10)	Gold	Gold	Silver	Gold	Gold	Silver	Gold
221	Cole Schallig	Delta /	2001 (11)	Gold	Gold	Silver	Gold	Silver	Silver	Gold
226	Hunter Woodhead	Delta /	2004 (8)	Gold	Bronze	Bronze	Gold	Bronze	Bronze	Bronze
215	Joel Chamberlain	Delta /	2001 (11)	Silver	Gold	Gold	Silver	Gold	Bronze	Silver
217	Keegan Kozack	Delta /	2002 (10)	Silver	Bronze	Silver	Bronze	Silver	Bronze	Bronze
224	Keegan Turbitt	Delta /	2003 (9)	Silver	Bronze	Silver	Silver	Silver	Silver	Silver
220	Nathan Rerup	Delta /	2000 (12)	Silver	Silver	Silver	Silver	Silver	Bronze	Silver
225	Nathanial Woo	Delta /	2002 (10)	Gold	Gold	Silver	Gold	Gold	Silver	Gold
219	Nicolas Pham	Delta /	2004 (8)	Silver	Bronze	Bronze	Silver	Bronze	Bronze	Bronze
213	Que Bidewell	Delta /	2003 (9)	Gold	Gold	Gold	Silver	Gold	Gold	Gold
218	Sean Marenych	Delta /	2004 (8)	Silver	Bronze	Bronze	Silver	Bronze	Bronze	Bronze
227	Trevor Zyp	Delta /	2003 (9)	Gold	Gold	Gold	Gold	Gold	Silver	Gold
222	Tyler Silva	Delta /	2003 (9)	Silver	Silver	Silver	Silver	Silver	Bronze	Silver
230	Aaron Kruger	Flicka /	2002 (10)	Gold	Bronze	Silver	Gold	Silver	Gold	Silver
231	Brandon Lang	Flicka /	2005 (7)	Silver	Bronze	Silver	Silver	Silver	Silver	Silver
229	Douglas Forrest	Flicka /	2001 (11)	Gold	Gold	Gold	Gold	Silver	Silver	Silver
228	Keegan Fitzpatrick	Flicka /	2004 (8)	Gold	Gold	Silver	Silver	Silver	Silver	Silver
232	Nicholas Silva	Flicka /	2003 (9)	Gold	Gold	Silver	Gold	Silver	Gold	Gold
233	Jake Nichol	Flipside /	2001 (11)	Gold	Gold	Silver	Gold	Gold	Gold	Gold
237	Christopher Lawrence	Glacier /	2002 (10)	Gold	Silver	Gold	Silver	Gold	Silver	Silver
234	Matthew Bullen	Glacier /	2001 (11)	Gold	Bronze	Silver	Silver	Silver	Silver	Silver
235	Noah Daigle Arsenaul	Glacier /	2000 (12)	Gold	Silver	Gold	Silver	Silver	Silver	Silver
238	River Murphy	Glacier /	2002 (10)	Gold	Gold	Gold	Silver	Silver	Silver	Silver
236	Sam Fisher	Glacier /	2003 (9)	Gold	Silver	Gold	Gold	Silver	Silver	Silver
239	Riley Mott	Kamloops /	2003 (9)	Silver	Silver	Gold	Gold	Gold	Silver	Silver
245	Ben Lee	Kerrigan /	2002 (10)	Gold	Silver	Silver	Gold	Silver	Silver	Gold
240	Braeden Bossert	Kerrigan /	2004 (8)	Gold	Silver	Silver	Gold	Gold	Silver	Silver
243	Devyn Hook	Kerrigan /	2003 (9)	Gold	Silver	Silver	Gold	Silver	Silver	Silver
247	Mitchell Slater	Kerrigan /	2001 (11)	Gold	Gold	Silver	Gold	Silver	Silver	Silver
242	Nikolai Golovyak	Kerrigan /	2005 (7)	Gold	Gold	Silver	Gold	Gold	Silver	Gold
246	Noah Lee	Kerrigan /	2004 (8)	Gold	Gold	Silver	Gold	Silver	Silver	Gold
241	Rowan Brown	Kerrigan /	2003 (9)	Gold	Gold	Silver	Gold	Silver	Silver	Gold
248	Aidan Archer	Langley /	2001 (11)	Gold	Gold	Gold	Gold	Gold	Gold	Gold
251	Chris Delesalle	Langley /	2002 (10)	Gold	Bronze	Gold	Bronze	Silver	Silver	Silver
252	Ethan Gaetz	Langley /	2001 (11)	Silver	Silver	Silver	Silver	Bronze	Bronze	Silver
255	Jaaron Muters	Langley /	2001 (11)	Gold	Gold	Silver	Silver	Gold	Bronze	Silver
253	Jayden Kress	Langley /	2003 (9)	Gold	Silver	Silver	Gold	Gold	Silver	Silver
257	Luke Van Harmelen	Langley /	2004 (8)	Gold	Silver	Gold	Silver	Gold	Silver	Silver
258	Maddy Woznica	Langley /	2003 (9)	Gold	Silver	Gold	Silver	Gold	Silver	Gold




2012 BC Gymnastics Championships

Session Session 7 - Level 1 (Flight 2)

North Vancouver - April 13-15, 2012







Session 7 - Level 1 Combined

#	Gymnast's Name	Club / City	yr Born (Age)	Floor	Pom. H.	Rings	Vault	Par. Bars	Hor. Bar	AA
				Sol	Arçons	Anneaux	Saut	Barres p	Barre f	All Around
										
				Award	Award	Award	Award	Award	Award	Note total
256	Matthew Sainsbury	Langley /	2001 (11)	Silver	Gold	Silver	Bronze	Gold	Silver	Silver
249	Nathaniel Beier	Langley /	2001 (11)	Silver	Bronze	Silver	Silver	Silver	Bronze	Silver
250	Ryder Croome	Langley /	2004 (8)	Gold	Silver	Silver	Bronze	Gold	Silver	Silver
254	Trevor Ma	Langley /	2003 (9)	Gold	Gold	Silver	Silver	Silver	Silver	Silver
285	Cameron Andres	Phoenix /	2003 (9)	Gold	Silver	Gold	Silver	Gold	Silver	Gold
286	Evan Fedder	Phoenix /	2003 (9)	Gold	Silver	Silver	Gold	Gold	Gold	Gold
287	Ivar Kraljii	Phoenix /	2003 (9)	Gold	Silver	Gold	Bronze	Gold	Gold	Silver
288	Robson Underwood	Phoenix /	2004 (8)	Silver	Bronze	Silver	Silver	Silver	Bronze	Silver
260	Clayton Kimball	Powell River /	2001 (11)	Silver	Bronze	Silver	Bronze	Silver	Bronze	Silver
263	Dylan Werner	Powell River /	2001 (11)	Gold	Bronze	Silver	Silver	Bronze	Bronze	Bronze
262	Rhys Tyler	Powell River /	1997 (15)	Silver	Bronze	Silver	Gold	Bronze	Bronze	Bronze
259	Samuel Kazakoff	Powell River /	1996 (16)	Gold	Silver	Gold	Gold	Silver	Silver	Silver
265	Colbey Simunac	Prince George /	2001 (11)	Silver	Bronze	Silver	Silver	Gold	Bronze	Silver
267	Evan Weis	Prince George /	2003 (9)	Silver	Bronze	Bronze	Silver	Silver	Silver	Silver
264	Lane Oke	Prince George /	2003 (9)	Silver	Bronze	Silver	Bronze	Silver	Bronze	Bronze
266	Tyler Strizich	Prince George /	2002 (10)	Silver	Bronze	Bronze	Silver	Silver	Silver	Silver
271	Ari Linde	Richmond /	2002 (10)	Gold	Silver	Gold	Silver	Silver	Silver	Silver
270	Kai Iwaasa	Richmond /	2004 (8)	Gold	Gold	Silver	Silver	Silver	Silver	Silver
269	Kristopher Hori	Richmond /	1998 (14)	Gold	Gold	Gold	Gold	Silver	Gold	Gold
281	Brogan Neufeld	Twisters /	2001 (11)	Gold	Gold	Gold	Gold	Silver	Silver	Gold
283	Dj Tarbaj	Twisters /	2001 (11)	Gold	Gold	Silver	Silver	Silver	Gold	Gold
277	Ethan Ikeda	Twisters /	2004 (8)	Silver	Silver	Silver	Silver	Silver	Silver	Silver
282	Evan Raible	Twisters /	2004 (8)	Silver	Bronze	Silver	Silver	Silver	Bronze	Silver
275	Jeremy Filtrault	Twisters /	2003 (9)	Silver	Bronze	Silver	Gold	Silver	Bronze	Silver
278	Logan Isfeld	Twisters /	2003 (9)	Gold	Silver	Silver	Gold	Gold	Gold	Silver
284	Matthew Yokoyama	Twisters /	2002 (10)	Bronze	Bronze	Silver	Silver	Bronze	Bronze	Bronze
276	Michael Frew	Twisters /	2002 (10)	Silver	Silver	Silver	Gold	Gold	Gold	Gold
280	Tj Jordbakke	Twisters /	2003 (9)	Gold	Silver	Gold	Gold	Gold	Silver	Silver
279	Trent Johnson	Twisters /	2003 (9)	Gold	Silver	Silver	Silver	Silver	Gold	Silver
272	David Hignell	Surrey /	2001 (11)	Gold	Gold	Silver	Silver	Gold	Silver	Gold
273	Kevin Hua	Surrey /	2000 (12)	Gold	Gold	Silver	Bronze	Silver	Silver	Silver
274	Martin Malcolm	Surrey /	2003 (9)	Gold	Gold	Gold	Silver	Gold	Bronze	Silver

2012 BC Championships

Level 2 Combined Men

4/13/2012 - 4/15/2012







Rank	Num	Name	Gym							AA
1	205	Jase Goerzen	Okanagan	Diff: 5.000 Exec: 7.050 ND: . Final: 12.050 Place: 4	5.000 8.400 . 13.400 3	5.300 7.700 . 13.000 2	5.000 8.850 0.100 13.950 2	5.000 7.800 . 12.800 1	5.000 8.800 . 13.800 2	79.000 1
2	206	Lucas Fabian	Okanagan	Diff: 5.000 Exec: 8.600 ND: . Final: 13.600 Place: 1	5.500 8.700 . 14.200 1	5.600 7.950 0.100 13.650 1	5.000 9.300 . 13.600 1	1.500 7.100 . 8.600 2	5.000 9.400 0.100 14.500 1	78.150 2
3	207	Joshua Hoven	Surrey	Diff: 5.400 Exec: 7.350 ND: . Final: 12.750 Place: 3	5.500 7.950 0.100 13.550 2	4.300 7.350 . 11.650 3	5.000 8.450 . 13.450 4	0.500 6.850 0.100 7.450 3	5.000 8.400 0.100 13.500 3	72.350 3
4	204	Lucas Klopstein	Flip City	Diff: 5.000 Exec: 7.800 ND: . Final: 12.800 Place: 2	5.000 7.650 0.100 12.750 4	4.000 6.950 0.100 11.050 4	5.000 8.750 . 13.750 3	0.500 6.750 0.100 7.350 4	5.000 6.700 . 11.700 4	69.400 4

2012 BC Championships

Meet Results - Level 3 (Under 13)

Men

4/13/2012 - 4/15/2012







Rank	Num	Name	Gym	Diff							AA
1	197	Jonathan Ray	Richmond	Diff: 2.200	2.700	2.100	3.000	2.100	2.100		
				Exec: 8.600	9.150	8.950	9.450	9.350	8.850		
				ND: 0.100	0.100	0.100		0.100	0.100		
				Final: 10.900	11.950	11.150	12.450	11.550	11.050	69.050	
				Place: 7T	4	3	5	1	2	1	
2	198	Treyson Cerrato	Surrey	Diff: 2.100	2.600	2.200	3.000	2.200	2.100		
				Exec: 8.700	9.300	9.100	8.750	8.250	8.900		
				ND: 0.100	0.100	0.100		0.100			
				Final: 10.900	12.000	11.400	11.750	10.550	11.000	67.600	
				Place: 7T	2T	1	19*	10T	3	2	
3	193	Cameron Jarvis	Langley	Diff: 2.400	2.500	2.100	3.400	2.100	2.100		
				Exec: 8.600	8.300	8.750	9.100	8.600	9.100		
				ND: .		0.100	0.100	0.100			
				Final: 11.000	10.800	10.950	12.600	10.800	11.200	67.350	
				Place: 4T	16	6	3T	7	1	3	
4	196	Kristofer Laguardia	Richmond	Diff: 2.300	2.400	2.100	3.800	2.100	2.100		
				Exec: 8.950	8.500	8.600	9.250	9.050	7.950		
				ND: .	0.100			0.100			
				Final: 11.250	11.000	10.700	13.050	11.250	10.050	67.300	
				Place: 2	14	13	1	2T	15	4	
5	182	Eric Wiebe	Delta	Diff: 2.300	2.500	2.100	3.000	2.100	2.100		
				Exec: 9.050	8.450	8.700	9.150	8.900	8.350		
				ND: 0.100	0.100	0.100	0.100	0.100			
				Final: 11.450	11.050	10.900	12.250	11.100	10.450	67.200	
				Place: 1	13	7T	9T	4	9	5	
6	191	Muzzammil Taziz	Kerrigan	Diff: 2.400	2.900	2.100	3.000	2.200	1.900		
				Exec: 8.550	9.200	8.800	9.300	7.700	8.650		
				ND: .	0.100		0.100	0.100			
				Final: 10.950	12.200	10.900	12.400	10.000	10.550	67.000	
				Place: 6	1	7T	6	15	8	6	
7	178	Noah Cender	Delta	Diff: 2.100	2.600	2.100	3.000	2.000	1.900		
				Exec: 8.350	9.300	8.600	8.800	8.750	8.800		
				ND: .	0.100	0.100		0.100	0.100		
				Final: 10.450	12.000	10.800	11.800	10.850	10.800	66.700	
				Place: 20*	2T	9*	18	5T	5*	7	
8	189	Quinn Barron	Glacier	Diff: 2.200	2.800	2.100	3.800	2.200	1.900		
				Exec: 8.550	9.100	8.550	8.850	7.400	8.950		
				ND: .				0.100			
				Final: 10.750	11.900	10.650	12.650	9.700	10.850	66.500	
				Place: 12	5	14T	2	17	4	8	

2012 BC Championships

Meet Results - Level 3 (Under 13)

Men

4/13/2012 - 4/15/2012







Rank	Num	Name	Gym	Diff							AA
9	199	Spencer Principe	Surrey	Diff: 2.100	2.600	2.100	3.000	2.200	2.100		
				Exec: 8.250	9.100	9.150	9.250	8.950	7.300		
				ND: .	.	0.100	.	0.100	.		
				Final: 10.350	11.700	11.350	12.250	11.250	9.400	66.300	
				Place: 22	7T	2	9T	2T	20T	9	
10	201	Brendan Ansell	Twisters	Diff: 2.200	2.700	2.100	3.000	2.100	2.100		
				Exec: 8.600	9.050	8.600	9.350	8.150	8.200		
				ND: .	.	0.100	.	.	.		
				Final: 10.800	11.750	10.800	12.350	10.250	10.300	66.250	
				Place: 11	6	9*	7T	13	11T	10	
11	175	Nathan Chow	Campbell River	Diff: 2.100	2.400	2.100	3.000	2.200	1.900		
				Exec: 8.150	8.700	8.900	9.200	8.150	8.500		
				ND: .	0.100	0.100	.	.	.		
				Final: 10.250	11.200	11.100	12.200	10.350	10.400	65.500	
				Place: 23	12	4	11*	12	10	11	
12	202	Kris Unipan	Twisters	Diff: 2.200	2.500	2.100	3.000	2.200	2.100		
				Exec: 9.000	8.000	8.350	9.600	8.550	7.550		
				ND:	0.100		
				Final: 11.200	10.500	10.450	12.600	10.750	9.750	65.250	
				Place: 3	19	17T	3T	8	18	12	
13	188	Adin Brenner	Flipside	Diff: 2.100	2.400	2.100	3.000	2.000	1.900		
				Exec: 8.600	9.200	8.800	8.750	8.450	8.350		
				ND: .	0.100	0.100	.	-1.000	.		
				Final: 10.700	11.700	11.000	11.750	9.450	10.250	64.850	
				Place: 13T	7T	5	19*	19T	13	13	
14	177	Quinn Kuschel-Ross	Campbell River	Diff: 2.100	2.600	2.100	3.000	2.100	1.900		
				Exec: 8.450	7.850	8.650	8.900	8.750	8.200		
				ND: .	0.100		
				Final: 10.550	10.550	10.750	11.900	10.850	10.100	64.700	
				Place: 16T	18	11T	15*	5T	14	14	
15	203	Conrad Hart	Phoenix	Diff: 2.200	2.600	2.100	3.000	2.200	1.900		
				Exec: 8.800	9.000	8.550	9.350	7.150	6.950		
				ND: .	.	0.100	.	0.100	0.100		
				Final: 11.000	11.600	10.750	12.350	9.450	8.950	64.100	
				Place: 4T	10	11T	7T	19T	23	15	
16	187	Liam Page	Flip City	Diff: 2.200	2.800	2.100	3.000	2.000	2.100		
				Exec: 8.650	7.700	8.400	8.900	8.050	7.750		
				ND: .	0.100	0.100	.	.	0.100		
				Final: 10.850	10.600	10.600	11.900	10.050	9.950	63.950	
				Place: 9T	17	16	15*	14	16T	16	

2012 BC Championships

Meet Results - Level 3 (Under 13)

Men

4/13/2012 - 4/15/2012







Rank	Num	Name	Gym	Diff							AA
17	186	Jason Klopstein	Flip City	Diff: 2.100	2.700	2.100	3.000	2.100	2.100		
				Exec: 8.600	9.000	8.450	9.000	6.650	7.850		
				ND: .	.	0.100	.	0.100	.		
				Final: 10.700	11.700	10.650	12.000	8.850	9.950	63.850	
				Place: 13T	7T	14T	14	22	16T	17	
18	176	Liam Deagle	Campbell River	Diff: 2.100	2.300	2.100	3.000	2.100	1.900		
				Exec: 8.350	8.500	7.450	9.050	8.350	8.800		
				ND: .	-0.900	.	.	0.100	0.100		
				Final: 10.450	9.900	9.550	12.050	10.550	10.800	63.300	
				Place: 20*	21	25	13	10T	5*	18	
19	184	Jordan Gorgounis	Flicka	Diff: 2.100	2.100	2.100	3.000	2.200	1.900		
				Exec: 8.450	8.000	8.100	9.200	7.500	8.400		
				ND: .	.	0.100	.	0.100	.		
				Final: 10.550	10.100	10.300	12.200	9.800	10.300	63.250	
				Place: 16T	20	19	11*	16	11T	19	
20	183	Domenic Woo	Delta	Diff: 2.100	2.300	2.100	3.000	2.100	1.800		
				Exec: 8.400	6.750	8.000	8.750	8.400	8.350		
				ND:	0.100	-0.900		
				Final: 10.500	9.050	10.100	11.750	10.600	9.250	61.250	
				Place: 18T	23	21*	19T	9	22	20	
21	190	Oliver McDougall-Eisele	Glacier	Diff: 2.100	2.300	2.100	3.000	2.100	1.800		
				Exec: 8.050	7.000	8.350	8.850	7.450	8.850		
				ND: .	-1.000	.	.	0.100	0.100		
				Final: 10.150	8.300	10.450	11.850	9.650	10.750	61.150	
				Place: 24*	25	17T	17	18	7	21	
22	192	Joshua Adlem	Langley	Diff: 2.100	2.600	2.100	3.000	2.000	1.900		
				Exec: 8.400	7.050	8.150	8.000	6.550	7.700		
				ND: .	0.100	.	.	0.100	.		
				Final: 10.500	9.750	10.250	11.000	8.650	9.600	59.750	
				Place: 18T	22	20	25	23	19	22	
23	180	Ben Martin	Delta	Diff: 2.100	1.600	2.100	3.000	2.100	1.800		
				Exec: 8.050	7.000	8.000	8.350	7.150	8.600		
				ND: .	-1.000	.	.	0.100	-1.000		
				Final: 10.150	7.600	10.100	11.350	9.350	9.400	57.950	
				Place: 24T	26	21*	23	21	20T	23	
24	194	Brendan Thomlinson	Langley	Diff: 2.100	2.600	2.100	3.000	2.100	1.900		
				Exec: 8.050	8.700	6.900	7.600	6.250	6.000		
				ND: .	0.100		
				Final: 10.150	11.400	9.000	10.600	8.350	7.900	57.400	
				Place: 24*	11	26	28	25	25	24	

2012 BC Championships

Meet Results - Level 3 (Under 13)

Men

4/13/2012 - 4/15/2012







Rank	Num	Name	Gym							AA
25	200	Alon Zvikler	Surrey	Diff: 2.100	2.400	2.100	3.000	2.100	1.900	
				Exec: 8.550	6.400	7.700	8.700	6.450	5.800	
				ND: .	.	0.100	.	.	.	
				Final: 10.650	8.800	9.900	11.700	8.550	7.700	57.300
				Place: 15	24	23	22	24	26	25
26	195	Brennan Utkhede	Langley	Diff: 2.300	2.100	2.100	3.400	2.000	2.100	
				Exec: 8.550	5.650	6.700	7.300	5.000	6.300	
				ND: .	-1.000	.	.	.	0.100	
				Final: 10.850	6.750	8.800	10.700	7.000	8.500	52.600
				Place: 9T	27	27	27	27	24	26
27	179	Dziva Chigamba	Delta	Diff: 2.100	2.500	2.000	3.000	1.900	1.700	
				Exec: 7.600	8.300	7.600	7.800	6.150	8.050	
				ND: .	0.100	-1.000	.	-2.900	-3.000	
				Final: 9.700	10.900	8.600	10.800	5.150	6.750	51.900
				Place: 27	15	28	26	28	27	27
28	181	Aidan Pimlott	Delta	Diff: 2.100	0.000	2.100	3.000	2.000	1.600	
				Exec: 7.400	0.000	7.550	8.050	5.450	7.750	
				ND: .	0.000	.	.	0.100	-5.000	
				Final: 9.500	0.000	9.650	11.050	7.550	4.350	42.100
				Place: 28	28	24	24	26	28	28

2012 BC Championships

Meet Results - Level 3 (13+)

Men

4/13/2012 - 4/15/2012







Rank	Num	Name	Gym	Diff:							AA
1	173	Jeremy Gaspar	Twisters	2.200	2.500	2.100	3.000	2.200	1.900		
				Exec: 8.750	9.550	8.900	9.650	9.100	8.300		
				ND: .	0.100	.	.	0.100	0.100		
				Final: 10.950	12.150	11.000	12.650	11.400	10.300		68.450
				Place: 3*	1	2	3	1	2		1
2	174	Elijah Horner	Twisters	2.300	2.500	2.100	3.800	2.200	2.100		
				Exec: 8.700	9.000	8.950	9.150	7.850	8.150		
				ND: 0.100	.	.	.	0.100	0.100		
				Final: 11.100	11.500	11.050	12.950	10.150	10.350		67.100
				Place: 2	4	1	1	3T	1		2
3	164	Douglas Carroll	Delta	2.200	2.600	2.100	3.800	2.100	1.900		
				Exec: 8.900	9.150	7.750	9.000	7.800	7.350		
				ND: 0.100	0.100	0.100	.	0.100	0.100		
				Final: 11.200	11.850	9.950	12.800	10.000	9.350		65.150
				Place: 1	2	6T	2	5	8		3
4	165	Conor Edgson	Delta	2.000	2.600	2.100	3.000	2.000	2.100		
				Exec: 8.800	7.450	8.600	9.050	8.050	7.850		
				ND: -1.000	0.100	0.100	0.100	-0.900	.		
				Final: 9.800	10.150	10.800	12.150	9.150	9.950		62.000
				Place: 8	7	3	4	7	6		4
5	167	Taylor Berthelot	Kamloops	2.500	2.400	2.100	3.000	2.100	1.900		
				Exec: 8.000	8.150	5.950	8.650	8.450	8.100		
				ND: .	0.100	.	.	0.100	.		
				Final: 10.500	10.650	8.050	11.650	10.650	10.000		61.500
				Place: 6	6	9	8T	2	4*		5
6	168	Jason Dahlgren	Kamloops	2.200	2.600	2.000	3.000	2.100	1.900		
				Exec: 8.450	7.400	6.950	8.450	7.950	8.100		
				ND: -1.000	0.100	-1.000	.	0.100	.		
				Final: 9.650	10.100	7.950	11.450	10.150	10.000		59.300
				Place: 10T	8T	10	10	3T	4*		6
7	170	Marc Thibault	Kamloops	2.200	2.400	2.000	3.000	2.100	1.900		
				Exec: 8.750	7.700	6.900	8.800	6.600	7.650		
				ND: .	.	-1.000	.	0.100	0.100		
				Final: 10.950	10.100	7.900	11.800	8.800	9.650		59.200
				Place: 3*	8T	11	7	8	7		7
8	171	Christopher Matthews	Prince George	2.300	2.800	2.100	3.000	1.400	1.900		
				Exec: 7.350	8.650	7.850	9.050	7.300	8.350		
				ND: .	0.100	.	.	-3.000	.		
				Final: 9.650	11.550	9.950	12.050	5.700	10.250		59.150
				Place: 10T	3	6T	5	11	3		8

2012 BC Championships

Meet Results - Level 3 (13+)

Men

4/13/2012 - 4/15/2012







Rank	Num	Name	Gym							AA
9	169	Tristan Lockerbie	Kamloops	Diff: 2.000	2.400	2.100	3.000	2.100	1.900	
				Exec: 8.450	7.500	7.350	7.900	7.750	7.300	
				ND: -1.000						
				Final: 9.450	9.900	9.450	10.900	9.850	9.200	58.750
				Place: 12	10	8	11	6	9	9
10	166	Jonathan Krisnawan	Flip City	Diff: 2.100	2.600	2.100	3.000	1.200	1.500	
				Exec: 7.600	8.350	8.600	8.950	7.100	5.400	
				ND: .	0.100			-5.000	-1.000	
				Final: 9.700	11.050	10.700	11.950	3.300	5.900	52.600
				Place: 9	5	4	6	13	13	10
11	161	Drew Sandall	Balance	Diff: 2.100	2.000	2.100	3.000	2.100	1.900	
				Exec: 8.000	4.600	8.100	8.550	4.700	5.850	
				ND: .	-1.900	.	0.100			
				Final: 10.100	4.700	10.200	11.650	6.800	7.750	51.200
				Place: 7	13	5	8T	9	11	11
12	162	Josse Slater	Balance	Diff: 2.300	2.400	2.000	3.000	2.000	2.200	
				Exec: 8.500	5.450	6.250	7.850	4.550	5.950	
				ND: .	0.100	-1.000		-1.000		
				Final: 10.800	7.950	7.250	10.850	5.550	8.150	50.550
				Place: 5	12	13	12	12	10	12
13	163	James Walsoff	Balance	Diff: 2.100	2.300	2.100	3.000	2.000	2.100	
				Exec: 7.150	7.550	5.300	7.650	4.800	4.900	
				ND: .				-1.000		
				Final: 9.250	9.850	7.400	10.650	5.800	7.000	49.950
				Place: 13	11	12	13	10	12	13

2012 BC Championships Sunday

Level 4 (Under 13)

Men

4/13/2012 - 4/15/2012







Rank	Num	Name	Gym							AA
1	156	Sam Braun	Flicka	Diff: 2.400 Exec: 9.150 ND: 0.100 Final: 11.650 Place: 1	2.600 7.250 0.100 9.950 3	2.200 8.800 0.100 11.100 2	3.800 8.950 12.750 2	2.300 9.200 11.500 1	2.100 7.950 10.050 2	67.000 1
2	159	Kolten Marino	Okanagan	Diff: 2.400 Exec: 9.050 ND: 0.100 Final: 11.550 Place: 2	2.500 7.200 0.100 9.800 4	2.300 8.650 10.950 3	3.800 9.050 12.850 1	2.300 8.900 11.200 2	2.300 7.950 10.250 1	66.600 2
3	158	Shane Hiscock	Okanagan	Diff: 2.300 Exec: 8.400 ND: 0.000 Final: 10.700 Place: 5	2.200 9.150 0.100 11.450 1	2.200 8.850 0.100 11.150 1	3.400 8.950 12.350 4	2.000 8.150 10.150 4	2.200 6.750 8.950 4	64.750 3
4	155	Ryan Woodhead	Delta	Diff: 2.400 Exec: 8.850 ND: 0.000 Final: 11.250 Place: 4	2.300 7.600 0.100 10.000 2	2.200 8.050 0.100 10.350 4	3.000 9.400 12.400 3	2.100 8.600 10.700 3	2.200 7.100 9.300 3	64.000 4
5	157	Aidan Page	Flip City	Diff: 2.400 Exec: 8.800 ND: 0.100 Final: 11.300 Place: 3	2.200 7.250 0.100 9.550 5	2.200 7.650 0.100 9.950 5	3.800 8.050 11.850 5	1.900 7.750 -1.000 8.650 5	2.100 7.350 -0.900 8.550 5	59.850 5

2012 BC Championships Sunday

Level 4 (Over 13)

Men







4/13/2012 - 4/15/2012

Rank	Num	Name	Gym							AA
1	151	Nicolas Bourne	Richmond	Diff: 2.600 Exec: 9.150 ND: 0.000 Final: 11.750 Place: 1	2.900 9.200 0.100 12.200 1	2.300 7.800 . 10.100 5	3.800 8.350 . 12.150 5T	2.300 8.200 0.100 10.600 3T	2.300 8.950 . 11.250 1	68.050 1
2	153	Aidan Wilson	Surrey	Diff: 2.400 Exec: 9.100 ND: 0.100 Final: 11.600 Place: 3	2.300 9.200 0.000 11.500 3	2.200 8.650 0.100 10.950 1	3.800 9.200 . 13.000 1	2.400 8.750 . 11.150 1	2.200 7.200 0.100 9.500 4	67.700 2
3	154	Curtis Olivier	Twisters	Diff: 2.300 Exec: 8.700 ND: 0.000 Final: 11.000 Place: 4	2.500 9.300 0.100 11.900 2	2.300 7.100 0.100 9.500 7	3.800 8.700 . 12.500 2	2.200 8.550 0.100 10.850 2	2.200 8.250 0.100 10.550 2	66.300 3
4	147	Drew Wagner	Flipside	Diff: 2.300 Exec: 9.400 ND: 0.000 Final: 11.700 Place: 2	2.200 6.900 0.100 9.200 5	2.200 8.550 0.100 10.850 2	3.800 8.250 . 12.050 7	2.500 7.950 . 10.450 5	2.200 8.050 . 10.250 3	64.500 4
5	152	Kevin Hignell	Surrey	Diff: 2.300 Exec: 8.250 ND: 0.000 Final: 10.550 Place: 6	2.200 8.600 0.100 10.900 4	2.200 7.950 . 10.150 4	3.000 9.150 . 12.150 5T	2.200 7.000 0.000 9.200 7	2.200 6.000 . 8.200 7	61.150 5
6	149	Bryce Kuypers	Langley	Diff: 2.200 Exec: 8.600 ND: 0.000 Final: 10.800 Place: 5	2.000 6.900 -2.000 6.900 7	2.200 8.500 0.100 10.800 3	3.400 9.050 . 12.450 3	2.300 8.200 0.100 10.600 3T	2.200 6.600 0.100 8.900 5	60.450 6
7	150	Brandon MacDonald	Langley	Diff: 2.400 Exec: 7.750 ND: 0.100 Final: 10.250 Place: 7	2.600 5.300 0.100 8.000 6	2.200 7.600 0.100 9.900 6	3.800 8.500 . 12.300 4	2.300 8.050 0.000 10.350 6	1.600 7.000 . 8.600 6	59.400 7

2012 BC Championships Sunday

National Youth Men







4/13/2012 - 4/15/2012

Rank	Num	Name	Gym	Diff							AA
1	145	Steven Chaplin	Twisters	Diff: 3.300	2.400	2.800	4.600	3.000	2.800		
				Exec: 8.650	8.600	7.900	9.250	9.150	8.500		
				ND: 0.000	0.100				0.100		
				Final: 11.950	11.100	10.700	13.850	12.150	11.400	71.150	
				Place: 2	3	2	2	1	1	1	
2	140	Kevin Naismith	Langley	Diff: 2.600	2.600	2.600	3.800	2.800	2.500		
				Exec: 8.700	8.600	7.750	9.700	8.650	8.200		
				ND: 0.100	0.100				0.100		
				Final: 11.400	11.300	10.350	13.500	11.450	10.800	68.800	
				Place: 6	2	3	4T	3	3	2	
3	143	Brian Lau	Richmond	Diff: 3.500	2.600	2.800	4.600	2.900	2.800		
				Exec: 8.700	8.350	6.750	9.450	7.850	8.150		
				ND: 0.000	0.100						
				Final: 12.200	11.050	9.550	14.050	10.750	10.950	68.550	
				Place: 1	4	7	1	5	2	3	
4	139	Michael Sibley	Flicka	Diff: 2.800	2.400	2.700	4.600	2.700	2.200		
				Exec: 8.550	9.000	8.400	8.900	8.350	8.600		
				ND: 0.100	0.100	0.100			-1.000		
				Final: 11.450	11.500	11.200	13.500	11.050	9.800	68.500	
				Place: 5	1	1	4T	4	5	4	
5	141	Brian Fong	Marble	Diff: 3.200	2.700	3.000	4.600	2.500	2.500		
				Exec: 8.400	7.900	7.200	9.050	7.200	7.050		
				ND: 0.000	0.100				-1.000		
				Final: 11.600	10.700	10.200	13.650	9.700	8.550	64.400	
				Place: 3	5	4	3	7	8	5	
6	144	Khalil Dhanji	Surrey	Diff: 2.900	2.300	2.700	4.000	2.800	2.400		
				Exec: 8.500	5.050	7.150	9.050	8.850	8.050		
				ND: 0.100	0.100			0.100	-1.000		
				Final: 11.500	7.450	9.850	13.050	11.750	9.450	63.050	
				Place: 4	7	5	6T	2	6	6	
7	137	Bradley Gulbranson	Delta	Diff: 2.900	2.300	2.400	4.200	2.500	2.200		
				Exec: 7.550	6.500	7.400	8.850	7.950	7.500		
				ND: 0.000	0.000				-1.000		
				Final: 10.450	8.800	9.800	13.050	10.450	8.700	61.250	
				Place: 8	6	6	6T	6	7	7	
8	146	Aiden Daniell	Twisters	Diff: 2.800	2.300	2.500	3.800	2.900	2.700		
				Exec: 8.150	4.650	6.500	8.800	5.700	7.400		
				ND: 0.100	-0.900			0.100			
				Final: 11.050	6.050	9.000	12.600	8.700	10.100	57.500	
				Place: 7	8	8	8	8	4	8	

2012 BC Championships

National Open Men







4/13/2012 - 4/15/2012

Rank	Num	Name	Gym							AA
1	135	Vladimir Djuric	Richmond	Diff: 3.700 Exec: 8.100 ND: -0.100 Final: 11.700 Place: 2	3.200 8.000 1	3.900 8.350 1	4.000 8.500 3	3.100 8.400 1	3.200 7.550 1	70.000 1
2	134	Tyler Welch	Langley	Diff: 3.400 Exec: 8.600 ND: 0.100 Final: 12.100 Place: 1	2.700 6.450 3	2.300 7.950 3	4.000 8.600 2	3.200 6.950 3	3.200 5.300 2	62.850 2
3	136	Kyle Machibroda	Twisters	Diff: 3.500 Exec: 6.900 ND: -0.300 Final: 10.100 Place: 4	2.800 5.900 4	2.400 8.200 2	3.800 8.450 4	2.900 8.400 2	2.500 5.600 3	60.050 3
4	133	Zachary Starko	Delta	Diff: 2.700 Exec: 7.950 ND: -1.000 Final: 10.650 Place: 3	2.800 6.500 2	2.100 8.400 4	3.800 8.850 1	2.800 6.800 4	2.200 5.500 4	58.400 4

2012 BC Championships Sunday

HP Argo Combined Men







4/13/2012 - 4/15/2012

Place	Num	Name/Gym								AA			
1	131	Darren Wong Phoenix	Prelims	Diff:	4.700	4.500	4.500	5.000	4.500	4.500	82.550		
				Exec:	9.250	9.800	9.650	7.950	8.800	9.100			
				ND:	_____	0.100	0.100	_____	0.100	_____			
				Final:	13.950	14.400	14.250	12.950	13.400	13.600			
			Finals	Diff:	5.000	4.500	4.500	5.000	4.500	4.500		79.900	
				Exec:	9.400	7.050	8.600	8.300	9.150	9.100			
				ND:	0.000	0.100	_____	_____	0.100	0.100			
				Final:	14.400	11.650	13.100	13.300	13.750	13.700			
				Combined Total:									162.450
				2	124	Nicolas Cruz Marble	Prelims	Diff:	3.500	4.000			5.000
Exec:	8.550	9.600	8.000					8.500	9.100	5.600			
ND:	_____	0.100	_____					_____	0.100	0.100			
Final:	12.050	13.700	13.000					13.000	13.200	10.200			
Finals	Diff:	5.000	4.000				5.000	4.500	4.000	4.500	79.650		
	Exec:	8.500	9.750				8.650	9.450	9.100	6.900			
	ND:	0.100	0.100				_____	_____	0.100	_____			
	Final:	13.600	13.850				13.650	13.950	13.200	11.400			
	Combined Total:							154.800					
	3	126	Dawson Friesen Twisters				Prelims	Diff:	5.000	5.000		5.000	5.000
Exec:				7.800	8.350	8.600		9.150	7.150	7.650			
ND:				0.100	_____	_____		_____	_____	0.100			
Final:				12.900	13.350	13.600		14.150	12.150	12.750			
Finals				Diff:	5.000	5.000	5.000	5.000	5.000	5.000	75.150		
				Exec:	7.350	7.450	7.000	8.550	7.700	6.900			
				ND:	0.000	0.000	_____	_____	0.100	0.100			
				Final:	12.350	12.450	12.000	13.550	12.800	12.000			
				Combined Total:								154.050	
				4	119	Adrian Kask Kerrigan	Prelims	Diff:	5.000	5.000		5.000	5.000
Exec:	9.350	5.800	8.400					8.500	7.600	6.400			
ND:	0.100	0.100	_____					_____	0.100	0.100			
Final:	14.450	10.900	13.400					13.500	12.700	11.500			
Finals	Diff:	5.000	5.000				5.000	5.000	5.000	5.000	77.250		
	Exec:	8.700	6.900				7.600	9.450	7.950	6.350			
	ND:	0.100	0.100				_____	_____	0.100	_____			
	Final:	13.800	12.000				12.600	14.450	13.050	11.350			
	Combined Total:							153.700					

2012 BC Championships Sunday

HP Argo Combined Men







4/13/2012 - 4/15/2012

Place	Num	Name/Gym								AA			
5	125	Chris Kaji Richmond	Prelims	Diff:	5.000	4.500	4.500	5.000	5.000	4.500	77.250		
				Exec:	8.950	7.150	9.200	9.350	8.450	6.550			
				ND:	0.100	-1.000							
				Final:	14.050	10.650	13.700	14.350	13.450	11.050			
			Finals	Diff:	5.000	4.500	4.500	5.000	5.000	4.500		74.000	
				Exec:	8.950	2.050	9.050	9.000	8.500	7.550			
				ND:	0.000	0.100	0.100		0.100	0.100			
				Final:	13.950	6.650	13.650	14.000	13.600	12.150			
				Combined Total:									151.250
6	127	Cohen Kiers Twisters	Prelims	Diff:	5.000	5.000	5.000	5.000	5.000	5.000	75.750		
				Exec:	6.600	7.650	8.350	8.000	8.750	6.000			
				ND:	0.100	0.100			0.100	0.100			
				Final:	11.700	12.750	13.350	13.000	13.850	11.100			
			Finals	Diff:	5.000	5.000	5.000	5.000	5.000	5.000		73.850	
				Exec:	7.200	5.500	7.400	8.350	8.650	6.350			
				ND:	0.100	0.100			0.100	0.100			
				Final:	12.300	10.600	12.400	13.350	13.750	11.450			
				Combined Total:									149.600
7	117	Caleb Richmond Delta	Prelims	Diff:	4.000	4.000	4.000	4.500	4.000	4.000	70.700		
				Exec:	7.350	8.400	8.400	7.450	7.700	6.700			
				ND:	0.100	0.100							
				Final:	11.450	12.500	12.400	11.950	11.700	10.700			
			Finals	Diff:	2.500	4.000	4.000	4.500	4.000	4.000		69.600	
				Exec:	7.000	7.200	7.050	9.400	8.400	7.250			
				ND:	0.100	0.100			0.100				
				Final:	9.600	11.300	11.050	13.900	12.500	11.250			
				Combined Total:									140.300
8	129	Nicholas Morrison Phoenix	Prelims	Diff:	3.500	4.000	1.500	4.500	4.000	4.000	67.500		
				Exec:	7.550	7.900	8.750	8.900	7.250	5.550			
				ND:		0.100							
				Final:	11.050	12.000	10.250	13.400	11.250	9.550			
			Finals	Diff:	3.500	4.000	2.500	4.500	4.000	4.000		65.900	
				Exec:	7.350	5.500	6.600	8.450	8.050	7.350			
				ND:	0.100	0.000							
				Final:	10.950	9.500	9.100	12.950	12.050	11.350			
				Combined Total:									133.400

2012 BC Championships Sunday

HP Argo Combined Men







4/13/2012 - 4/15/2012

Place	Num	Name/Gym								AA			
9	121	Carl Froese Langley	Prelims	Diff:	2.000	4.000	4.000	4.000	4.000	4.000	67.100		
				Exec:	7.550	7.750	8.200	8.400	6.050	6.750			
				ND:	0.100	0.100	0.100			0.100			
				Final:	9.650	11.850	12.300	12.400	10.050	10.850			
			Finals	Diff:	4.000	4.000	5.000	4.500	4.000	4.000		65.150	
				Exec:	6.200	3.600	7.100	8.900	6.700	6.750			
				ND:	0.100	0.100	0.100			0.100			
				Final:	10.300	7.700	12.200	13.400	10.700	10.850			
				Combined Total:									132.250
				10	122	Austen Kuypers Langley	Prelims	Diff:	1.700	4.000			1.500
Exec:	6.600	7.900	8.100					9.150	7.050	3.750			
ND:	0.100							0.100		0.100			
Final:	8.400	11.900	9.600					13.250	11.050	5.650			
Finals	Diff:	4.000	4.000				4.000	4.500	4.000	4.000	63.750		
	Exec:	6.600	2.400				7.400	9.300	7.300	6.150			
	ND:	0.000	0.000						0.100				
	Final:	10.600	6.400				11.400	13.800	11.400	10.150			
	Combined Total:							123.600					
	11	123	Benjamin Strybos Langley				Prelims	Diff:	2.500	4.000		1.500	4.000
Exec:				7.600	7.350	7.700		9.000	7.250	3.900			
ND:				0.100	0.100								
Final:				10.200	11.450	9.200		13.000	8.250	7.900			
Finals				Diff:	2.500	4.000	1.500	4.500	4.000	4.000	62.950		
				Exec:	6.550	6.550	7.350	9.550	7.250	7.000			
				ND:	0.100	0.100	0.100		-2.200	0.100			
				Final:	9.150	10.650	8.950	14.050	9.050	11.100			
				Combined Total:								122.950	
				12	128	Oleg Correa Phoenix	Prelims	Diff:	4.700	4.500		4.500	4.500
Exec:	8.600	8.250	9.400					8.900	5.250	0.000			
ND:	0.100	0.100							0.100				
Final:	13.400	12.850	13.900					13.400	9.850	0.000			
Finals	Diff:	5.000	3.100				4.500	4.500	4.500	0.000	50.100		
	Exec:	7.450	-1.050				7.650	9.400	4.950	0.000			
	ND:	0.100	0.000										
	Final:	12.550	2.050				12.150	13.900	9.450	0.000			
	Combined Total:							113.500					

2012 BC Championships Sunday

HP Argo Combined Men







4/13/2012 - 4/15/2012

Place	Num	Name/Gym								AA		
13	118	Addyson Cheladyn Kerrigan	Prelims	Diff:	5.000	5.000	5.000	5.000	5.000	2.700	75.650	
				Exec:	9.200	7.950	9.150	7.800	8.050	5.500		
				ND:	0.100	0.100	—	—	0.100	—		
				Final:	14.300	13.050	14.150	12.800	13.150	8.200		
				Final:	14.300	13.050	14.150	12.800	13.150	8.200		
			Finals	Diff:	0.000	0.000	0.000	5.000	5.000	0.000		26.100
				Exec:	0.000	0.000	0.000	8.600	7.400	0.000		
				ND:	0.000	0.000	—	—	0.100	—		
				Final:	0.000	0.000	0.000	13.600	12.500	0.000		
				Final:	0.000	0.000	0.000	13.600	12.500	0.000		
Combined Total:										101.750		
14	130	Jonas Stoll-Pott Phoenix	Prelims	Diff:	4.500	4.500	4.500	4.500	4.500	4.500	58.050	
				Exec:	7.550	6.950	8.900	8.750	5.850	5.450		
				ND:	0.100	-5.300	—	—	—	-7.200		
				Final:	12.150	6.150	13.400	13.250	10.350	2.750		
				Final:	12.150	6.150	13.400	13.250	10.350	2.750		
			Finals	Diff:	4.500	4.500	4.500	0.000	4.500	4.500		41.650
				Exec:	7.300	-1.600	8.000	0.000	7.150	6.700		
				ND:	0.100	0.000	—	—	—	-8.500		
				Final:	11.900	2.900	12.500	0.000	11.650	2.700		
				Final:	11.900	2.900	12.500	0.000	11.650	2.700		
Combined Total:										99.700		
15	120	Cole Palmeri Kerrigan	Prelims	Diff:	5.000	4.500	4.500	5.000	4.500	4.500	71.100	
				Exec:	8.500	5.500	9.050	8.700	6.000	5.050		
				ND:	0.100	—	—	0.100	0.100	—		
				Final:	13.600	10.000	13.550	13.800	10.600	9.550		
				Final:	13.600	10.000	13.550	13.800	10.600	9.550		
			Finals	Diff:	0.000	0.000	0.000	0.000	0.000	0.000		0.000
				Exec:	0.000	0.000	0.000	0.000	0.000	0.000		
				ND:	0.000	0.000	—	—	0.000	—		
				Final:	0.000	0.000	0.000	0.000	0.000	0.000		
				Final:	0.000	0.000	0.000	0.000	0.000	0.000		
Combined Total:										71.100		

2012 BC Championships Sunday

HP Tyro Combined Men







4/13/2012 - 4/15/2012

Place	Num	Name/Gym								AA		
1	116	Aaron Mah Phoenix	Prelims	Diff:	5.000	5.000	5.000	4.500	5.000	5.000	81.150	
				Exec:	8.700	8.050	7.650	9.400	8.350	9.000		
				ND:	0.100	0.100	0.100	0.100	.	0.100		
				Final:	13.800	13.150	12.750	14.000	13.350	14.100		
				Final:	13.800	13.150	12.750	14.000	13.350	14.100		
			Finals	Diff:	4.300	4.100	3.800	3.000	4.300	4.300		75.650
				Exec:	8.700	7.800	8.300	9.450	8.450	8.750		
				ND:	0.100	0.100	0.100	.	.	0.100		
				Final:	13.100	12.000	12.200	12.450	12.750	13.150		
				Final:	13.100	12.000	12.200	12.450	12.750	13.150		
Combined Total:										156.800		
2	114	Nico Garfias Twisters	Prelims	Diff:	4.100	5.000	5.000	4.500	5.000	5.000	80.650	
				Exec:	8.600	9.400	7.950	9.400	7.850	8.650		
				ND:	.	0.100	.	0.100	.	.		
				Final:	12.700	14.500	12.950	14.000	12.850	13.650		
				Final:	12.700	14.500	12.950	14.000	12.850	13.650		
			Finals	Diff:	4.800	4.100	4.200	3.000	4.600	4.100		71.850
				Exec:	8.450	5.700	8.250	8.650	7.650	8.250		
				ND:	0.000	0.100		
				Final:	13.250	9.900	12.450	11.650	12.250	12.350		
				Final:	13.250	9.900	12.450	11.650	12.250	12.350		
Combined Total:										152.500		
3	110	Alex Farquharson Delta	Prelims	Diff:	5.000	5.000	5.000	4.500	5.000	5.000	74.700	
				Exec:	7.700	6.600	7.750	7.650	8.500	8.600		
				ND:	.	-1.800	0.100	.	.	0.100		
				Final:	12.700	9.800	12.850	12.150	13.500	13.700		
				Final:	12.700	9.800	12.850	12.150	13.500	13.700		
			Finals	Diff:	4.400	3.400	3.300	3.600	4.200	2.600		69.400
				Exec:	8.150	6.050	7.900	8.950	8.200	8.350		
				ND:	0.000	0.100	0.100	.	.	0.100		
				Final:	12.550	9.550	11.300	12.550	12.400	11.050		
				Final:	12.550	9.550	11.300	12.550	12.400	11.050		
Combined Total:										144.100		
4	112	Cameron Kelly-Stanley Langley	Prelims	Diff:	4.100	5.000	5.000	4.500	5.000	3.500	68.300	
				Exec:	6.750	6.500	7.500	9.100	7.250	7.400		
				ND:	0.100	-3.500	.	.	.	0.100		
				Final:	10.950	8.000	12.500	13.600	12.250	11.000		
				Final:	10.950	8.000	12.500	13.600	12.250	11.000		
			Finals	Diff:	3.900	3.700	3.600	3.600	4.400	2.600		67.350
				Exec:	6.900	6.350	6.800	9.250	8.450	7.500		
				ND:	0.000	0.100	.	.	0.100	0.100		
				Final:	10.800	10.150	10.400	12.850	12.950	10.200		
				Final:	10.800	10.150	10.400	12.850	12.950	10.200		
Combined Total:										135.650		

2012 BC Championships Sunday

HP Tyro Combined Men







4/13/2012 - 4/15/2012

Place	Num	Name/Gym								AA			
5	115	Andrew Schmidt Twisters	Prelims	Diff:	0.800	5.000	5.000	4.500	5.000	1.700	60.050		
				Exec:	6.900	6.400	6.300	7.950	5.500	6.500			
				ND:	.	-1.700	0.100	.	.	0.100			
				Final:	7.700	9.700	11.400	12.450	10.500	8.300			
			Finals	Diff:	4.100	3.500	3.200	3.600	4.200	2.400		62.600	
				Exec:	6.400	5.450	5.900	8.550	7.500	7.600			
				ND:	0.000	0.100	.	0.100	.	.			
				Final:	10.500	9.050	9.100	12.250	11.700	10.000			
				Combined Total:									122.650
6	111	Colin Schuler Ram Kerrigan	Prelims	Diff:	5.000	5.000	5.000	4.500	5.000	5.000	77.000		
				Exec:	7.450	8.350	7.850	8.300	7.650	7.700			
				ND:	.	0.100	0.100	.	.	.			
				Final:	12.450	13.450	12.950	12.800	12.650	12.700			
			Finals	Diff:	0.000	0.000	0.000	0.000	0.000	0.000		0.000	
				Exec:	0.000	0.000	0.000	0.000	0.000	0.000			
				ND:	0.000	0.000	.	.	0.000	.			
				Final:	0.000	0.000	0.000	0.000	0.000	0.000			
				Combined Total:									77.000

2012 BC Championships

HP Junior Men







4/13/2012 - 4/15/2012

Rank	Num	Name	Gym							AA
1	106	Scott Nabata	Kamloops	Diff: 4.800 Exec: 7.600 ND: Final: 12.400 Place: 2	5.200 7.900 ND: 13.100 2	4.900 8.500 ND: 13.400 3	4.600 8.900 ND: 13.500 4	4.700 6.850 ND: 11.550 3	4.800 7.800 ND: 12.600 1	76.550 1
2	109	Zachary Clay	Twisters	Diff: 5.000 Exec: 8.950 ND: Final: 13.950 Place: 1	4.600 9.500 ND: 14.100 1	4.400 9.150 ND: 13.550 1	5.800 9.450 ND: 15.250 1	4.300 9.200 ND: 13.500 1	2.600 2.200 ND: 4.800 5	75.150 2
3	107	Joshua Stuart	Richmond	Diff: 5.200 Exec: 6.700 ND: Final: 11.900 Place: 3	4.600 7.500 ND: 12.100 3	4.900 8.550 ND: 13.450 2	5.400 8.950 ND: 14.350 2	4.900 5.950 ND: 10.850 4	4.600 5.950 ND: 10.550 2	73.200 3
4	105	Julian Geisler	Delta	Diff: 4.400 Exec: 7.300 ND: Final: 11.700 Place: 5	3.800 5.400 ND: 9.200 5	4.800 7.700 ND: 12.500 4	4.600 9.450 ND: 14.050 3	4.700 5.100 ND: 9.800 5	4.400 6.100 ND: 10.500 3	67.750 4
5	108	Malcolm Herbert	Surrey	Diff: 4.300 Exec: 7.850 ND: -0.300 Final: 11.850 Place: 4	3.000 7.950 ND: 10.950 4	4.200 8.200 ND: 12.400 5	4.600 8.550 ND: 13.150 5	4.300 7.300 ND: 11.600 2	3.400 3.700 ND: 7.100 4	67.050 5

2012 BC Championships

HP Senior Men

4/13/2012 - 4/15/2012





Rank	Num	Name	Gym							AA
1	103	Robert Watson	Richmond	Diff: 5.900 Exec: 7.850 ND: Final: <u>13.750</u> Place: 1	4.200 6.950 11.150	5.900 8.350 14.250	5.800 8.950 14.750	5.800 8.100 13.900	5.700 7.800 13.500	81.300 1
2	289	Kal Nemier	Flicka	Diff: 4.800 Exec: 8.650 ND: Final: <u>13.450</u> Place: 2T	3.600 7.950 11.550	4.700 9.150 13.850	4.600 8.850 13.450	4.500 8.300 12.800	4.800 7.900 12.700	77.800 2
3	100	Michael Hood	Delta	Diff: 5.200 Exec: 8.100 ND: Final: <u>13.300</u> Place: 4	4.400 8.250 12.650	4.100 8.200 12.300	5.400 9.050 14.450	4.800 7.150 11.950	4.000 5.750 9.750	74.400 3
4	101	Devy Dyson	Richmond	Diff: 4.600 Exec: 8.500 ND: Final: <u>13.100</u> Place: 5	4.400 6.500 10.900	4.600 8.350 12.950	4.600 8.500 13.100	4.400 7.850 12.250	4.800 5.950 10.750	73.050 4
5	104	Jonathan Osers	Twisters	Diff: 5.100 Exec: 8.350 ND: Final: <u>13.450</u> Place: 2T	2.700 6.200 8.900	4.200 7.200 11.400	5.400 8.300 13.700	3.700 8.650 12.350	2.500 6.050 8.550	68.350 5
6	102	Jason Scott	Richmond	Diff: 6.000 Exec: 6.900 ND: -0.400 Final: <u>12.500</u> Place: 6	4.800 8.350 13.150	5.500 7.900 13.400	6.200 6.950 13.150	0.000 0.000 0.000	5.100 7.650 12.750	64.950 6

2012 BC Championships

Meet Results - P2 Argo

Women

4/13/2012 - 4/15/2012





Rank	Num	Name	Gym					AA
1	738	Gabriela Beselt	Okanagan	Diff: 3.500 Exec: 9.000 ND: . Final: 12.500 Place: 8T	3.500 9.150 0.100 <u>12.750</u> 1	3.700 8.700 . <u>12.400</u> 6*	3.700 8.550 . <u>12.250</u> 9*	49.900 1
2	748	Marisol Zeballos	Omega	Diff: 3.500 Exec: 9.000 ND: . Final: 12.500 Place: 8T	3.700 8.400 . <u>12.100</u> 7T	3.700 9.050 . <u>12.750</u> 2	3.700 8.750 . <u>12.450</u> 3	49.800 2
3	771	Riava Jensen	Phoenix	Diff: 3.500 Exec: 8.700 ND: . Final: 12.200 Place: 16T	3.100 8.950 . <u>12.050</u> 9*	3.700 9.200 . <u>12.900</u> 1	3.700 8.800 . <u>12.500</u> 2	49.650 3
4T	746	Sierra Watson	Langley	Diff: 3.500 Exec: 8.850 ND: . Final: 12.350 Place: 11T	3.300 8.550 0.100 <u>11.950</u> 16*	3.700 8.750 . <u>12.450</u> 3T	3.700 8.900 . <u>12.600</u> 1	49.350 4T
4T	747	Rebecca Kovacs	Omega	Diff: 3.500 Exec: 9.100 ND: . Final: 12.600 Place: 4T	3.700 8.500 . <u>12.200</u> 4T	3.700 8.700 . <u>12.400</u> 6T	3.700 8.450 . <u>12.150</u> 14	49.350 4T
4T	751	Jennifer Hung	Flip City	Diff: 3.500 Exec: 8.850 ND: . Final: 12.350 Place: 11T	3.700 8.800 . <u>12.500</u> 2	3.700 8.600 . <u>12.300</u> 10	3.700 8.500 . <u>12.200</u> 11*	49.350 4T
7	739	Ellen Smith	Okanagan	Diff: 3.500 Exec: 9.000 ND: . Final: 12.500 Place: 8T	3.100 8.950 . <u>12.050</u> 9*	3.700 8.650 0.100 <u>12.450</u> 3T	3.700 8.400 . <u>12.100</u> 15T	49.100 7
8	779	Corris To	Richmond	Diff: 3.500 Exec: 8.950 ND: 0.100 Final: 12.550 Place: 7	3.200 8.800 0.100 <u>12.100</u> 7T	3.700 8.300 0.100 <u>12.100</u> 12	3.700 8.500 . <u>12.200</u> 11*	48.950 8

2012 BC Championships

Meet Results - P2 Argo

Women

4/13/2012 - 4/15/2012





Rank	Num	Name	Gym					AA
9	734	Emma Lim	Key City	Diff: 3.500 Exec: 8.650 ND: 0.100 Final: 12.250 Place: 15	3.300 8.450 _____ 11.750 20	3.500 8.850 0.100 12.450 3T	3.700 8.650 _____ 12.350 4	48.800 9
10	763	Ella Rogers	Delta	Diff: 3.500 Exec: 9.000 ND: 0.100 Final: 12.600 Place: 4T	3.300 8.650 _____ 11.950 16T	3.700 7.900 _____ 11.600 23	3.700 8.500 _____ 12.200 11T	48.350 10
11	759	Ella Crawford	Delta	Diff: 3.500 Exec: 8.850 ND: _____ Final: 12.350 Place: 11T	3.000 8.700 _____ 11.700 21T	3.500 8.550 _____ 12.050 13T	3.500 8.600 _____ 12.100 15*	48.200 11
12	745	Emma Schmor	Langley	Diff: 3.500 Exec: 9.200 ND: 0.100 Final: 12.800 Place: 2	3.000 8.400 0.100 11.500 25T	3.700 8.200 0.100 12.000 15T	3.500 8.300 _____ 11.800 24T	48.100 12
13	743	Grace Driver	Okanagan	Diff: 3.500 Exec: 8.500 ND: 0.100 Final: 12.100 Place: 20T	3.100 8.800 0.100 12.000 12*	3.500 8.500 _____ 12.000 15T	3.700 8.200 _____ 11.900 23	48.000 13
14	768	Imogen Paterson	Phoenix	Diff: 3.500 Exec: 8.400 ND: _____ Final: 11.900 Place: 30T	3.300 8.700 _____ 12.000 12T	3.700 8.300 _____ 12.000 15T	3.500 8.550 _____ 12.050 18T	47.950 14
15	761	Allie Lewis	Delta	Diff: 3.500 Exec: 8.450 ND: _____ Final: 11.950 Place: 27T	3.300 8.550 0.100 11.950 16*	3.700 8.250 _____ 11.950 18T	3.700 8.250 _____ 11.950 21T	47.800 15
16	750	Oasia Moore	TAG	Diff: 3.500 Exec: 8.700 ND: _____ Final: 12.200 Place: 16T	3.300 8.500 _____ 11.800 19	3.700 7.350 0.100 11.150 29T	3.700 8.600 _____ 12.300 5*	47.450 16

2012 BC Championships

Meet Results - P2 Argo

Women

4/13/2012 - 4/15/2012





Rank	Num	Name	Gym					AA
17T	749	Teegan Maschke	TAG	Diff: 3.500 Exec: 8.500 ND: . Final: 12.000 Place: 25T	3.000 7.700 0.100 10.800 38T	3.700 8.550 0.100 12.350 9	3.700 8.550 . 12.250 9*	47.400 17T
17T	775	Janika Scriba	Campbell River	Diff: 3.500 Exec: 8.100 ND: . Final: 11.600 Place: 38T	3.200 8.800 . 12.000 12*	3.500 8.000 . 11.500 25T	3.700 8.600 . 12.300 5*	47.400 17T
19T	765	Samantha Fourchalk	Flicka	Diff: 3.500 Exec: 8.700 ND: . Final: 12.200 Place: 16T	3.700 8.650 . 12.350 3	3.500 6.950 . 10.450 38	3.700 8.600 . 12.300 5T	47.300 19T
19T	753	Sarah Butt	Langley	Diff: 3.500 Exec: 8.450 ND: . Final: 11.950 Place: 27T	3.300 8.900 . 12.200 4T	3.700 7.450 . 11.150 29T	3.500 8.500 . 12.000 20	47.300 19T
21	777	Bronwyn Ellington	Prince George	Diff: 3.500 Exec: 8.550 ND: . Final: 12.050 Place: 24	3.500 8.000 . 11.500 25T	3.700 8.350 . 12.050 13T	3.700 7.950 . 11.650 30T	47.250 21
22	762	Rachel Pham	Delta	Diff: 3.500 Exec: 8.600 ND: . Final: 12.100 Place: 20T	3.000 8.350 . 11.350 32*	3.700 8.250 . 11.950 18*	3.300 8.400 . 11.700 27*	47.100 22
23	766	Kaitlin Fairbanks	Phoenix	Diff: 3.500 Exec: 8.350 ND: . Final: 11.850 Place: 32T	2.800 8.900 . 11.700 21T	3.700 7.500 . 11.200 28	3.700 8.600 . 12.300 5T	47.050 23
24	764	Natalie Anderson	Delta	Diff: 3.500 Exec: 9.150 ND: . Final: 12.650 Place: 3	3.100 8.000 . 11.100 36	2.700 8.300 . 11.000 32	3.500 8.600 . 12.100 15*	46.850 24

2012 BC Championships

Meet Results - P2 Argo

Women

4/13/2012 - 4/15/2012





Rank	Num	Name	Gym					AA
25	758	Sophie Anderson	Delta	Diff: 3.500 Exec: 9.000 ND: 0.100 Final: <u>12.600</u> Place: 4T	3.300 7.900 . <u>11.200</u> 35	3.700 8.050 0.100 <u>11.850</u> 21T	3.300 7.800 . <u>11.100</u> 43	46.750 25
26T	760	Callie Foreman	Delta	Diff: 3.500 Exec: 8.800 ND: . Final: <u>12.300</u> Place: 14	3.000 8.550 . <u>11.550</u> 24	3.500 7.650 . <u>11.150</u> 29T	3.300 8.400 . <u>11.700</u> 27*	46.700 26T
26T	774	Cassidy Bodnar	Campbell River	Diff: 3.500 Exec: 8.600 ND: . Final: <u>12.100</u> Place: 20T	3.000 8.350 . <u>11.350</u> 32*	3.300 8.250 . <u>11.550</u> 24	3.500 8.200 . <u>11.700</u> 27T	46.700 26T
26T	754	Emma Cornish	Langley	Diff: 3.500 Exec: 8.100 ND: . Final: <u>11.600</u> Place: 38T	3.300 8.200 . <u>11.500</u> 25*	3.700 8.250 . <u>11.950</u> 18*	3.500 8.150 . <u>11.650</u> 30*	46.700 26T
29	735	Taylor Baxter	Kamloops	Diff: 3.500 Exec: 7.800 ND: . Final: <u>11.300</u> Place: 41	3.300 8.150 . <u>11.450</u> 30	3.500 8.350 . <u>11.850</u> 21T	3.700 8.350 . <u>12.050</u> 18T	46.650 29
30	755	Ella Davidson	Langley	Diff: 3.500 Exec: 8.500 ND: . Final: <u>12.000</u> Place: 25T	3.300 7.050 . <u>10.350</u> 42	3.700 8.450 0.100 <u>12.250</u> 11	3.500 8.450 . <u>11.950</u> 21T	46.550 30
31	769	Cate Ries	Phoenix	Diff: 3.500 Exec: 8.700 ND: . Final: <u>12.200</u> Place: 16T	3.300 6.900 0.100 <u>10.300</u> 43	3.700 8.700 . <u>12.400</u> 6*	3.300 8.250 . <u>11.550</u> 34T	46.450 31
32T	770	Jackson Hailey	Whistler	Diff: 3.500 Exec: 9.500 ND: . Final: <u>13.000</u> Place: 1	3.300 8.850 . <u>12.150</u> 6	3.200 6.600 . <u>9.800</u> 40T	3.700 7.750 . <u>11.450</u> 38T	46.400 32T

2012 BC Championships

Meet Results - P2 Argo

Women

4/13/2012 - 4/15/2012





Rank	Num	Name	Gym					AA
32T	773	Sara Takagi	Phoenix	Diff: 3.500 Exec: 8.300 ND: . Final: 11.800 Place: 34	2.300 9.000 . 11.300 34	3.300 8.200 . 11.500 25T	3.100 8.700 . 11.800 24T	46.400 32T
34	767	Shinyi Kao	Phoenix	Diff: 3.500 Exec: 8.600 ND: . Final: 12.100 Place: 20T	3.100 8.300 . 11.400 31	3.500 7.300 . 10.800 35T	3.300 8.450 . 11.750 26	46.050 34
35	740	Yvonne Wood	Okanagan	Diff: 3.500 Exec: 8.250 ND: . Final: 11.750 Place: 35T	3.300 8.200 . 11.500 25T	3.700 7.100 0.100 10.900 33T	3.700 7.750 . 11.450 38T	45.600 35
36	757	Emily Watts	Langley	Diff: 3.500 Exec: 8.450 ND: . Final: 11.950 Place: 27T	3.000 7.800 . 10.800 38T	3.500 7.300 . 10.800 35T	3.500 8.150 . 11.650 30*	45.200 36
37	737	Christine Strain	Kamloops	Diff: 3.500 Exec: 8.250 ND: . Final: 11.750 Place: 35T	3.300 8.750 . 12.050 9T	3.500 6.300 . 9.800 40T	3.500 8.050 . 11.550 34T	45.150 37
38	776	Margaret Cyr	Port Alberni	Diff: 3.500 Exec: 7.450 ND: . Final: 10.950 Place: 44	3.000 8.600 . 11.600 23	2.800 8.100 . 10.900 33T	3.300 7.550 . 10.850 46	44.300 38
39	736	Linnea Ganstal	Kamloops	Diff: 3.500 Exec: 8.400 ND: . Final: 11.900 Place: 30T	3.300 8.200 . 11.500 25*	3.500 6.100 . 9.600 44	3.500 7.300 . 10.800 47	43.800 39
40	756	Nadine Trafford	Langley	Diff: 3.500 Exec: 7.650 ND: . Final: 11.150 Place: 42T	2.400 8.650 . 11.050 37	3.500 6.250 . 9.750 42T	3.300 8.300 . 11.600 33	43.550 40

2012 BC Championships

Meet Results - P2 Argo

Women





4/13/2012 - 4/15/2012

Rank	Num	Name	Gym						AA
41	741	Emma Guertin	Kamloops	Diff: 3.500	3.300	3.500	3.700		
				Exec: 8.050	7.150	6.250	7.700		
				ND:		
				Final: 11.550	10.450	9.750	11.400		43.150
				Place: 40	41	42T	40		41
42	733	Julia Adams	Key City	Diff: 3.500	2.500	2.600	3.100		
				Exec: 7.350	8.200	7.600	7.850		
				ND: .	0.100	.	.		
				Final: 10.850	10.800	10.200	10.950		42.800
				Place: 45	38T	39	45		42
43	744	Camille Phillips	Okanagan	Diff: 3.500	3.100	2.700	3.300		
				Exec: 8.200	8.900	5.100	7.950		
				ND:		
				Final: 11.700	12.000	7.800	11.250		42.750
				Place: 37	12T	46	42		43
44	752	Courtney Webb	Flip City	Diff: 3.500	2.300	3.700	3.300		
				Exec: 8.350	6.800	7.000	7.700		
				ND:		
				Final: 11.850	9.100	10.700	11.000		42.650
				Place: 32T	45	37	44		44
45	772	Colette Newby	Phoenix	Diff: 3.500	1.700	3.300	3.300		
				Exec: 7.150	7.050	8.100	8.200		
				ND: .	0.100	.	.		
				Final: 10.650	8.850	11.400	11.500		42.400
				Place: 46	46	27	37		45
46	732	Senna Moroney	Glacier	Diff: 3.500	2.800	2.800	3.100		
				Exec: 7.650	7.350	5.900	8.450		
				ND:		
				Final: 11.150	10.150	8.700	11.550		41.550
				Place: 42T	44	45	34T		46
47	742	Bella Wood	Kamloops	Diff: 3.500	2.700	1.600	3.500		
				Exec: 6.300	4.400	5.600	7.800		
				ND:		
				Final: 9.800	7.100	7.200	11.300		35.400
				Place: 47	47	47	41		47

2012 BC Championships

Meet Results - P2 Tyro Women





4/13/2012 - 4/15/2012

Rank	Num	Name	Gym					AA
1	696	Sage Bishop-Beaurone	Langley	Diff: 3.500 Exec: 9.250 ND: 0.100 Final: 12.850 Place: 1	3.700 9.300 . 13.000 1	3.700 8.850 . 12.550 1	3.700 9.000 . 12.700 2	51.100 1
2	716	Emily Hale	Falcon	Diff: 3.500 Exec: 9.050 ND: . Final: 12.550 Place: 4T	3.500 9.200 0.100 12.800 2	3.700 8.750 . 12.450 2	3.700 8.600 . 12.300 7T	50.100 2
3	708	Claire Bent	Flicka	Diff: 3.500 Exec: 8.550 ND: . Final: 12.050 Place: 17T	3.300 8.250 . 11.550 27T	3.700 8.650 . 12.350 3T	3.700 9.050 . 12.750 1	48.700 3
4	710	Yoanna Nikolova	Flicka	Diff: 3.500 Exec: 8.950 ND: 0.100 Final: 12.550 Place: 4T	3.300 8.700 0.100 12.100 9T	3.700 8.000 . 11.700 17	3.700 8.550 . 12.250 11T	48.600 4
5	704	C C Rundell	TAG	Diff: 3.500 Exec: 8.700 ND: . Final: 12.200 Place: 12T	3.100 8.750 . 11.850 15*	3.500 8.400 . 11.900 10T	3.700 8.600 . 12.300 7*	48.250 5
6	707	Claudine Yip	Delta	Diff: 3.500 Exec: 8.650 ND: . Final: 12.150 Place: 15	3.100 8.750 . 11.850 15*	3.500 8.250 . 11.750 15T	3.500 8.850 . 12.350 6	48.100 6
7	699	Jadyn Ansell	Twisters	Diff: 3.500 Exec: 8.350 ND: . Final: 11.850 Place: 27	3.500 8.500 . 12.000 12T	3.700 8.500 0.100 12.300 5	3.500 8.400 . 11.900 22T	48.050 7
8	721	Sophia Mosse	Chimo	Diff: 3.500 Exec: 8.300 ND: . Final: 11.800 Place: 28T	3.100 8.650 0.100 11.850 15T	3.700 8.150 . 11.850 12T	3.700 8.800 . 12.500 5	48.000 8

2012 BC Championships

Meet Results - P2 Tyro Women





4/13/2012 - 4/15/2012

Rank	Num	Name	Gym					AA
9	718	Ali Hunter	Nanaimo	Diff: 3.500 Exec: 9.000 ND: . Final: 12.500 Place: 7T	3.500 9.200 . 12.700 3	3.700 7.950 . 11.650 18T	3.500 7.550 . 11.050 39	47.900 9
10	703	Jennifer Principe	Surrey	Diff: 3.500 Exec: 8.150 ND: 0.100 Final: 11.750 Place: 31T	3.100 8.550 . 11.650 22T	3.300 8.700 0.100 12.100 7T	3.100 9.100 . 12.200 13T	47.700 10
11	705	Kimberly Vander Meulen	Twisters	Diff: 3.500 Exec: 8.250 ND: . Final: 11.750 Place: 31T	3.200 8.550 0.100 11.850 15T	3.500 7.700 0.100 11.300 25T	3.700 8.850 . 12.550 3T	47.450 11
12T	700	Paula Melger-lida	Twisters	Diff: 3.500 Exec: 8.450 ND: . Final: 11.950 Place: 21T	3.000 7.550 . 10.550 42T	3.700 8.650 . 12.350 3T	3.700 8.850 . 12.550 3T	47.400 12T
12T	728	Abigail Anderson	Port Alberni	Diff: 3.500 Exec: 7.650 ND: . Final: 11.150 Place: 44	3.000 9.050 0.100 12.150 6T	3.500 8.600 . 12.100 7T	3.500 8.500 . 12.000 19	47.400 12T
12T	712	Kranjc Gigi	Whistler	Diff: 3.500 Exec: 9.000 ND: 0.100 Final: 12.600 Place: 3	3.200 8.250 . 11.450 30	3.700 7.600 . 11.300 25T	3.700 8.350 . 12.050 17T	47.400 12T
15	731	Mekenna Parker	Prince George	Diff: 3.500 Exec: 9.050 ND: . Final: 12.550 Place: 4T	3.300 8.450 . 11.750 21	3.700 7.500 . 11.200 28	3.700 8.150 . 11.850 25T	47.350 15
16	691	Ericka Campbell	Kamloops	Diff: 3.500 Exec: 9.050 ND: 0.100 Final: 12.650 Place: 2	3.500 8.750 . 12.250 5	3.500 6.600 . 10.100 39T	3.700 8.600 . 12.300 7T	47.300 16

2012 BC Championships

Meet Results - P2 Tyro Women





4/13/2012 - 4/15/2012

Rank	Num	Name	Gym					AA
17	715	Arica Windsor	Duncan	Diff: 3.500 Exec: 8.700 ND: . Final: 12.200 Place: 12T	3.300 8.100 . 11.400 31T	3.700 8.400 . 12.100 7T	3.700 7.750 . 11.450 36	47.150 17
18	692	Vanessa Bulcock	Okanagan	Diff: 3.500 Exec: 8.650 ND: 0.100 Final: 12.250 Place: 11	3.400 8.750 . 12.150 6T	3.300 7.700 . 11.000 29	3.700 7.900 . 11.600 33T	47.000 18
19T	697	Isabelle Louie	Surrey	Diff: 3.500 Exec: 8.200 ND: 0.100 Final: 11.800 Place: 28T	3.000 8.800 . 11.800 20	3.500 7.900 . 11.400 22T	3.300 8.550 . 11.850 25T	46.850 19T
19T	695	Danica Graves	Okanagan	Diff: 3.500 Exec: 8.000 ND: . Final: 11.500 Place: 39*	3.100 8.900 0.100 12.100 9T	3.700 7.950 . 11.650 18T	3.000 8.600 . 11.600 33T	46.850 19T
21	702	Lina Rose	Celestina Popa	Diff: 3.500 Exec: 8.150 ND: . Final: 11.650 Place: 34T	3.100 8.300 . 11.400 31T	3.500 8.350 . 11.850 12T	3.700 8.150 . 11.850 25T	46.750 21
22	714	Sasha Barnes	Duncan	Diff: 3.500 Exec: 8.550 ND: . Final: 12.050 Place: 17T	3.200 7.700 . 10.900 40	3.700 8.050 . 11.750 15T	3.700 8.250 . 11.950 20*	46.650 22
23T	711	Flynn Gabby	Whistler	Diff: 3.500 Exec: 9.000 ND: . Final: 12.500 Place: 7T	3.200 8.450 . 11.650 22T	3.700 6.550 . 10.250 38	3.700 8.450 . 12.150 15*	46.550 23T
23T	698	Jillian Principe	Surrey	Diff: 3.500 Exec: 8.000 ND: . Final: 11.500 Place: 39*	3.300 8.550 . 11.850 15T	3.300 8.550 . 11.850 12T	2.600 8.750 . 11.350 37T	46.550 23T

2012 BC Championships

Meet Results - P2 Tyro Women





4/13/2012 - 4/15/2012

Rank	Num	Name	Gym					AA
25	723	Rebeca Bailey	Duncan	Diff: 3.500 Exec: 7.750 ND: 0.100 Final: 11.350 Place: 42	3.700 7.950	3.700 7.800	3.700 8.250	46.450 25
26	694	Kelly Dolgopol	Okanagan	Diff: 3.500 Exec: 8.450 ND: . Final: 11.950 Place: 21T	3.300 8.200	2.700 7.850	3.700 8.550	46.350 26
27	720	Mackenzie Henderson	Campbell River	Diff: 3.500 Exec: 8.300 ND: 0.100 Final: 11.900 Place: 24T	3.300 8.800	2.700 7.150	3.700 8.600	46.250 27
28	717	Kiana Pheiffer	Falcon	Diff: 3.500 Exec: 8.450 ND: . Final: 11.950 Place: 21T	3.100 7.050	3.700 8.200	3.700 8.500	46.200 28
29	725	Emma Longbottom	Falcon	Diff: 3.500 Exec: 8.000 ND: . Final: 11.500 Place: 39T	3.300 8.850	3.500 7.050	3.300 8.500	46.000 29
30	726	Emma Gueldenstern	Nanaimo	Diff: 3.500 Exec: 8.300 ND: . Final: 11.800 Place: 28T	3.000 8.350	3.500 7.800	3.300 8.200	45.950 30
31	706	Madison Plug	White Rock	Diff: 3.500 Exec: 8.050 ND: . Final: 11.550 Place: 38	3.500 8.500	3.700 7.650	3.700 7.300	45.900 31
32	688	Jade Stuart	Key City	Diff: 3.500 Exec: 8.850 ND: 0.100 Final: 12.450 Place: 9	2.200 8.800	3.700 6.950	3.500 8.250	45.850 32

2012 BC Championships

Meet Results - P2 Tyro Women





4/13/2012 - 4/15/2012

Rank	Num	Name	Gym					AA
33	701	Lizaan Steenkamp	Twisters	Diff: 3.500 Exec: 8.600 ND: . Final: 12.100 Place: 16	3.300 8.250 . 11.550 27T	3.500 7.000 . 10.500 35T	3.700 7.950 . 11.650 31T	45.800 33
34	730	Rachelle Mackey	North Peace	Diff: 3.500 Exec: 8.700 ND: . Final: 12.200 Place: 12T	3.500 8.000 0.100 11.600 25T	3.700 6.350 . 10.050 41	3.700 8.200 . 11.900 22T	45.750 34
35	727	Chloe Ingalls	Nanaimo	Diff: 3.500 Exec: 7.350 ND: . Final: 10.850 Place: 45	3.400 8.950 . 12.350 4	3.700 7.850 . 11.550 20	3.300 7.600 . 10.900 41	45.650 35
36	709	Linnea Goh	Flicka	Diff: 3.500 Exec: 8.150 ND: . Final: 11.650 Place: 34T	3.300 8.300 . 11.600 25T	3.100 7.300 . 10.400 37	3.500 8.400 . 11.900 22T	45.550 36
37	724	Trystinna Bailey	Duncan	Diff: 3.500 Exec: 8.150 ND: . Final: 11.650 Place: 34T	3.500 7.850 . 11.350 34T	3.700 6.950 . 10.650 31T	3.500 8.200 . 11.700 30	45.350 37
38	713	Hannah Peatfield	Whistler	Diff: 3.500 Exec: 8.400 ND: . Final: 11.900 Place: 24T	3.000 8.400 . 11.400 31T	2.700 7.800 . 10.500 35T	3.700 7.650 . 11.350 37T	45.150 38
39	729	Rachel Peckford	Powell River	Diff: 3.500 Exec: 8.100 ND: . Final: 11.600 Place: 37	3.400 8.500 . 11.900 14	2.800 6.850 . 9.650 44	3.200 8.450 . 11.650 31T	44.800 39
40	687	Allie Miskulin	Key City	Diff: 3.500 Exec: 8.550 ND: . Final: 12.050 Place: 17*	3.100 8.000 . 11.100 38	3.100 8.300 . 11.400 22T	2.300 7.700 . 10.000 45	44.550 40

2012 BC Championships

Meet Results - P2 Tyro Women

4/13/2012 - 4/15/2012





Rank	Num	Name	Gym					AA
41	685	Victoria Lawrence-Jeffery	Glacier	Diff: 3.500 Exec: 8.250 ND: . Final: 11.750 Place: 31T	3.200 7.600 . 10.800 41	3.500 6.200 . 9.700 43	3.100 8.950 . 12.050 17T	44.300 41
42	722	Maiah Tanner	Chimo	Diff: 3.500 Exec: 8.400 ND: . Final: 11.900 Place: 24T	3.300 7.850 . 11.150 37	3.500 7.200 . 10.700 30	2.800 7.550 . 10.350 43	44.100 42
43	690	Kalli Doell	Fitkidz	Diff: 3.500 Exec: 8.800 ND: . Final: 12.300 Place: 10	2.100 7.800 -4.000 5.900 46	3.700 8.500 . 12.200 6	3.700 8.450 . 12.150 15*	42.550 43
44	693	Caitlin Callahan	Okanagan	Diff: 3.500 Exec: 7.800 ND: . Final: 11.300 Place: 43	3.100 8.200 . 11.300 36	2.800 6.550 . 9.350 45	2.400 8.050 . 10.450 42	42.400 44
45	719	Taylor Kinley	Powell River	Diff: 3.500 Exec: 8.550 ND: . Final: 12.050 Place: 17*	3.200 6.500 . 9.700 45	3.300 6.800 . 10.100 39T	3.000 7.150 . 10.150 44	42.000 45
46	689	Hannah Klemmensen	Selkirk	Diff: 3.500 Exec: 7.150 ND: . Final: 10.650 Place: 46	2.900 7.650 . 10.550 42T	2.100 3.400 . 5.500 46	3.700 5.600 . 9.300 46	36.000 46

2012 BC Championships

Meet Results - P2 Novice

Women

4/13/2012 - 4/15/2012





Rank	Num	Name	Gym					AA
1	659	Juliette Wong	Richmond	Diff: 3.500 Exec: 8.700 ND: . Final: 12.200 Place: 9T	3.500 8.600 0.100 12.200 1	3.700 8.450 . 12.150 5	3.700 8.600 . 12.300 4T	48.850 1
2	674	Lauren Carr	Chimo	Diff: 3.500 Exec: 9.400 ND: . Final: 12.900 Place: 1	3.100 8.750 0.100 11.950 5	3.300 8.200 . 11.500 17T	3.700 8.650 . 12.350 2*	48.700 2
3	657	Yuri Oda	Richmond	Diff: 3.500 Exec: 8.550 ND: 0.100 Final: 12.150 Place: 11	3.300 8.200 . 11.500 9T	3.700 8.800 0.100 12.600 1	3.700 8.300 . 12.000 11T	48.250 3
4	672	Gabrielle Monagan	Phoenix	Diff: 3.500 Exec: 9.150 ND: . Final: 12.650 Place: 2T	3.300 8.600 0.100 12.000 3T	3.700 8.500 0.100 12.300 2T	2.500 8.500 . 11.000 39	47.950 4
5	658	Jenna Rasiuk	Richmond	Diff: 3.500 Exec: 9.150 ND: . Final: 12.650 Place: 2T	3.400 8.050 . 11.450 11*	3.700 7.550 . 11.250 24	3.700 8.600 . 12.300 4*	47.650 5
6	656	Lexi Gaspar	Twisters	Diff: 3.500 Exec: 8.550 ND: . Final: 12.050 Place: 15	3.500 8.500 . 12.000 3T	3.700 8.600 . 12.300 2T	3.700 7.550 . 11.250 33T	47.600 6
7	673	Mackenzie Johnson	Campbell River	Diff: 3.500 Exec: 8.400 ND: 0.100 Final: 12.000 Place: 16	3.300 8.850 . 12.150 2	3.300 8.250 . 11.550 13T	3.700 8.150 . 11.850 15T	47.550 7
8T	640	Kylee Dyck	Glacier	Diff: 3.500 Exec: 8.600 ND: . Final: 12.100 Place: 12T	3.000 7.800 0.100 10.900 21T	3.700 8.300 0.100 12.100 6	3.700 8.650 . 12.350 2*	47.450 8T

2012 BC Championships

Meet Results - P2 Novice

Women





4/13/2012 - 4/15/2012

Rank	Num	Name	Gym					AA
8T	676	Delaney Frazer	Nanaimo	Diff: 3.500 Exec: 8.700 ND: . Final: 12.200 Place: 9T	3.300 8.200 . 11.500 9T	3.700 8.200 . 11.900 8T	3.700 8.150 . 11.850 15*	47.450 8T
10	678	Brooke Wright	Nanaimo	Diff: 3.500 Exec: 9.100 ND: . Final: 12.600 Place: 4	3.300 8.300 . 11.600 8	3.700 7.850 . 11.550 13T	3.700 7.950 . 11.650 22T	47.400 10
11T	641	Bronwyn Sutherland	Glacier	Diff: 3.500 Exec: 8.300 ND: . Final: 11.800 Place: 19T	2.300 8.500 . 10.800 26T	3.700 8.550 . 12.250 4	3.300 8.900 . 12.200 8	47.050 11T
11T	684	Delaney Bozarth	North Peace	Diff: 3.500 Exec: 8.150 ND: . Final: 11.650 Place: 24T	3.300 8.400 0.100 11.800 6	3.500 7.950 0.100 11.550 13T	3.700 8.350 . 12.050 10	47.050 11T
13	644	Taylor Johnstone	Key City	Diff: 3.500 Exec: 8.800 ND: 0.100 Final: 12.400 Place: 5T	3.300 7.600 . 10.900 21T	3.700 7.900 . 11.600 12	3.700 8.300 . 12.000 11T	46.900 13
14	663	Kate Phillips	Balance	Diff: 3.500 Exec: 8.800 ND: 0.100 Final: 12.400 Place: 5T	3.300 6.750 . 10.050 40	3.700 8.250 . 11.950 7	3.700 8.600 . 12.300 4*	46.700 14
15	677	Jasmine Sihota	Nanaimo	Diff: 3.500 Exec: 8.250 ND: . Final: 11.750 Place: 22T	3.400 8.050 . 11.450 11*	3.700 7.800 . 11.500 17*	3.700 8.050 . 11.750 21	46.450 15
16	645	Alana Von Wittgenstein	Key City	Diff: 3.500 Exec: 8.000 ND: . Final: 11.500 Place: 26T	2.900 8.400 . 11.300 13T	3.100 8.350 . 11.450 21T	3.700 8.150 . 11.850 15*	46.100 16

2012 BC Championships

Meet Results - P2 Novice Women





4/13/2012 - 4/15/2012

Rank	Num	Name	Gym					AA
17	661	Danielle Goodman	Balance	Diff: 3.500 Exec: 8.350 ND: . Final: 11.850 Place: 17T	3.300 7.700 . 11.000 18	3.500 7.850 . 11.350 23	3.500 8.350 . 11.850 15T	46.050 17
18T	649	Sydney Zeller	Cartwheels - Surrey	Diff: 3.500 Exec: 8.600 ND: . Final: 12.100 Place: 12T	2.300 8.550 0.100 10.950 19T	3.500 7.300 . 10.800 29T	3.500 8.600 . 12.100 9	45.950 18T
18T	664	Claire Zenko	Balance	Diff: 3.500 Exec: 8.150 ND: . Final: 11.650 Place: 24T	3.300 8.000 . 11.300 13T	3.500 8.050 . 11.550 13T	3.700 7.750 . 11.450 29T	45.950 18T
20	647	Mariah Lloyd	Cartwheels - Surrey	Diff: 3.500 Exec: 8.300 ND: . Final: 11.800 Place: 19T	2.300 8.400 . 10.700 29	2.700 8.950 . 11.650 10T	3.700 7.950 . 11.650 22T	45.800 20
21T	668	Georgia Mashford	Balance	Diff: 3.500 Exec: 8.150 ND: 0.100 Final: 11.750 Place: 22T	3.300 7.450 . 10.750 28	3.500 7.850 0.100 11.450 21T	3.500 7.900 . 11.400 32	45.350 21T
21T	652	Luci Kask	Surrey	Diff: 3.500 Exec: 8.300 ND: . Final: 11.800 Place: 19T	3.300 8.350 . 11.650 7	3.000 7.800 . 10.800 29T	3.000 8.100 . 11.100 38	45.350 21T
23	662	Mollie Jepsen	Balance	Diff: 3.500 Exec: 8.850 ND: . Final: 12.350 Place: 7	3.100 7.350 . 10.450 34	2.800 7.350 . 10.150 36	3.700 8.600 . 12.300 4*	45.250 23
24	660	Megan Heron	Wings	Diff: 3.500 Exec: 8.650 ND: 0.100 Final: 12.250 Place: 8	3.500 7.700 . 11.200 16	2.800 6.450 . 9.250 39	3.700 8.800 . 12.500 1	45.200 24

2012 BC Championships

Meet Results - P2 Novice Women

4/13/2012 - 4/15/2012





Rank	Num	Name	Gym					AA
25	679	Josee Jalbert	Chimo	Diff: 3.500 Exec: 7.650 ND: 0.100 Final: 11.250 Place: 35	3.300 7.250 0.100 10.650 30T	3.700 7.950 . 11.650 10T	3.500 7.750 . 11.250 33T	44.800 25
26T	665	Chelsea Hillhouse	Bowen Island	Diff: 3.500 Exec: 8.350 ND: . Final: 11.850 Place: 17T	3.300 6.900 0.100 10.300 35	3.700 6.950 0.100 10.750 31	3.700 8.150 . 11.850 15*	44.750 26T
26T	642	Jenna Bedell	Key City	Diff: 3.500 Exec: 8.600 ND: . Final: 12.100 Place: 12T	3.300 7.300 . 10.600 33	3.500 7.350 . 10.850 28	3.500 7.700 . 11.200 35T	44.750 26T
28	643	Selma Janbey	Key City	Diff: 3.500 Exec: 8.000 ND: . Final: 11.500 Place: 26T	3.300 7.750 . 11.050 17	3.300 7.100 0.100 10.500 34T	3.500 8.150 . 11.650 22T	44.700 28
29	654	Samantha Lal	Cartwheels - Surrey	Diff: 3.500 Exec: 7.150 ND: . Final: 10.650 Place: 42	2.400 7.800 . 10.200 36T	3.500 8.400 . 11.900 8T	3.300 8.250 . 11.550 27T	44.300 29
30	667	Katie Fleckenstein	Balance	Diff: 3.500 Exec: 7.850 ND: . Final: 11.350 Place: 31T	3.300 6.900 . 10.200 36T	3.700 7.800 . 11.500 17*	3.500 7.700 . 11.200 35T	44.250 30
31	648	Shannon Zamora	Cartwheels - Surrey	Diff: 3.500 Exec: 8.000 ND: . Final: 11.500 Place: 26T	2.900 6.850 . 9.750 41	3.300 8.400 -0.500 11.200 25	3.700 7.900 . 11.600 25T	44.050 31
32	653	Jessica Wojcik	TAG	Diff: 3.500 Exec: 7.200 ND: . Final: 10.700 Place: 41	3.200 7.450 . 10.650 30T	3.200 7.450 . 10.650 32	3.500 8.100 . 11.600 25T	43.600 32

2012 BC Championships

Meet Results - P2 Novice

Women

4/13/2012 - 4/15/2012





Rank	Num	Name	Gym					AA
33T	666	Caitlin MacConnachie	Whistler	Diff: 3.500 Exec: 7.600 ND: . Final: 11.100 Place: 39T	3.300 7.950 . 11.250 15	3.700 5.950 . 9.650 38	3.700 7.850 . 11.550 27T	43.550 33T
33T	683	Nadine Kerr	Smithers	Diff: 3.500 Exec: 7.550 ND: 0.100 Final: 11.150 Place: 36T	3.300 7.450 0.100 10.850 23T	3.700 7.800 . 11.500 17T	3.000 7.050 . 10.050 43	43.550 33T
35	669	Sydney Sturgess	Balance	Diff: 3.500 Exec: 8.000 ND: . Final: 11.500 Place: 26T	3.500 6.000 . 9.500 42	3.500 7.450 . 10.950 27	3.700 7.750 . 11.450 29T	43.400 35
36	680	Isabella Pelletier	Chimo	Diff: 3.500 Exec: 7.050 ND: . Final: 10.550 Place: 43	3.200 7.750 . 10.950 19T	3.500 7.050 . 10.550 33	3.300 7.850 . 11.150 37	43.200 36
37	681	Daria Varasteh	Duncan	Diff: 3.500 Exec: 7.600 ND: . Final: 11.100 Place: 39T	3.500 5.550 . 9.050 43	3.300 7.850 . 11.150 26	3.700 8.100 . 11.800 20	43.100 37
38	655	Sarah Noble	Dreams	Diff: 3.500 Exec: 7.650 ND: . Final: 11.150 Place: 36T	3.500 7.150 . 10.650 30T	3.500 7.000 . 10.500 34T	3.700 6.950 . 10.650 40T	42.950 38
39	646	Hope Harvey	Kamloops	Diff: 3.500 Exec: 7.800 ND: . Final: 11.300 Place: 34	3.000 7.850 . 10.850 23T	2.700 7.100 . 9.800 37	3.700 6.950 . 10.650 40T	42.600 39
40	682	Emily Vowles	Falcon	Diff: 3.500 Exec: 7.650 ND: . Final: 11.150 Place: 36T	3.100 7.700 . 10.800 26T	2.700 5.550 . 8.250 43	3.700 8.200 . 11.900 14	42.100 40

2012 BC Championships

Meet Results - P2 Novice

Women





4/13/2012 - 4/15/2012

Rank	Num	Name	Gym					AA
41	670	Emma Thomas	Balance	Diff: 3.500 Exec: 7.900 ND: 0.100 Final: 11.500 Place: 26T	3.100 7.050 - 10.150 38T	3.100 5.800 - 8.900 41	3.300 8.150 - 11.450 29T	42.000 41
42	675	Chelsea Kaye	Duncan	Diff: 3.500 Exec: 7.850 ND: - Final: 11.350 Place: 31T	3.000 7.150 - 10.150 38T	2.200 6.250 - 8.450 42	3.700 8.250 - 11.950 13	41.900 42
43	651	Marisa Steeves	SPLITZ	Diff: 3.500 Exec: 7.850 ND: - Final: 11.350 Place: 31T	3.000 7.750 0.100 10.850 23T	3.000 6.100 - 9.100 40	3.500 6.650 - 10.150 42	41.450 43

2012 BC Championships

Meet Results - P2 Open Women





4/13/2012 - 4/15/2012

Rank	Num	Name	Gym					AA
1	630	Maddie Arthur	Phoenix	Diff: 3.500 Exec: 8.950 ND: . Final: 12.450 Place: 5	3.100 8.800 . 11.900 8T	3.700 9.050 . 12.750 1	3.000 8.750 . 11.750 8	48.850 1
2	624	Hailey Massingham	Wings	Diff: 3.500 Exec: 8.700 ND: . Final: 12.200 Place: 7T	3.500 8.750 . 12.250 4	3.500 8.450 . 11.950 6	3.500 8.550 . 12.050 3	48.450 2
3	621	Emma Crooks	Wings	Diff: 3.500 Exec: 9.050 ND: . Final: 12.550 Place: 4	3.500 7.800 . 11.300 14*	3.700 8.750 . 12.450 2	3.500 8.450 . 11.950 5	48.250 3
4	633	Ashlyn Ouellette	Campbell River	Diff: 3.500 Exec: 9.000 ND: 0.100 Final: 12.600 Place: 3	3.300 8.800 . 12.100 5	3.700 8.300 . 12.000 4T	3.500 7.950 . 11.450 11T	48.150 4
5	626	Raquel Slotten	Wings	Diff: 3.500 Exec: 8.150 ND: . Final: 11.650 Place: 17	3.500 9.100 0.100 12.700 1	3.700 7.350 . 11.050 17	3.700 8.900 . 12.600 1	48.000 5
6	611	Chultim Oneill	Glacier	Diff: 3.500 Exec: 9.050 ND: 0.100 Final: 12.650 Place: 1T	3.300 8.650 . 11.950 6T	3.300 8.300 . 11.600 9T	3.700 8.000 . 11.700 9	47.900 6
7	638	Miranda Doerksen	Prince George	Diff: 3.500 Exec: 9.150 ND: . Final: 12.650 Place: 1T	3.500 8.800 . 12.300 3	3.300 7.600 0.100 11.000 18	3.700 7.700 . 11.400 13T	47.350 7
8	632	Katie Lund	Campbell River	Diff: 3.500 Exec: 8.250 ND: . Final: 11.750 Place: 14T	3.100 8.700 0.100 11.900 8T	3.300 8.700 . 12.000 4T	3.500 7.950 . 11.450 11T	47.100 8

2012 BC Championships

Meet Results - P2 Open Women





4/13/2012 - 4/15/2012

Rank	Num	Name	Gym					AA
9	622	Raha Dang	Wings	Diff: 3.500 Exec: 8.650 ND: . Final: 12.150 Place: 9T	3.200 7.750 . 10.950 17T	3.700 8.400 -0.500 11.600 9T	3.700 8.550 . 12.250 2	46.950 9
10	625	Nikki Nummela	Wings	Diff: 3.500 Exec: 8.250 ND: . Final: 11.750 Place: 14T	3.700 8.700 . 12.400 2	3.200 7.650 . 10.850 19	2.800 9.050 . 11.850 6T	46.850 10
11	612	Haley Casselman	Key City	Diff: 3.500 Exec: 8.650 ND: . Final: 12.150 Place: 9T	3.500 7.800 . 11.300 14*	3.300 8.250 . 11.550 11T	3.500 8.150 . 11.650 10	46.650 11
12	619	Tiffany McLean	Cartwheels - Surrey	Diff: 3.500 Exec: 7.750 ND: . Final: 11.250 Place: 24	3.200 8.400 . 11.600 12	3.000 8.300 . 11.300 14	3.700 8.150 . 11.850 6T	46.000 12
13	623	Savana Fogh	Wings	Diff: 3.500 Exec: 7.700 ND: . Final: 11.200 Place: 25	3.100 7.350 . 10.450 20	3.700 8.550 . 12.250 3	3.300 8.700 . 12.000 4	45.900 13
14	639	Erica Hirtz	Prince George	Diff: 3.500 Exec: 7.950 ND: 0.100 Final: 11.550 Place: 18T	3.200 8.250 . 11.450 13	3.700 7.750 0.100 11.550 11T	3.300 7.650 . 10.950 19	45.500 14
15	635	Toni Smith	Chimo	Diff: 3.500 Exec: 7.800 ND: . Final: 11.300 Place: 23	3.100 8.500 0.100 11.700 10T	3.300 7.250 . 10.550 21	3.500 7.900 . 11.400 13*	44.950 15
16T	627	Mikayla McAlduff	Balance	Diff: 3.500 Exec: 8.400 ND: 0.100 Final: 12.000 Place: 11	3.700 8.250 . 11.950 6T	2.400 7.200 . 9.600 25	3.500 7.600 . 11.100 18	44.650 16T

2012 BC Championships

Meet Results - P2 Open Women

4/13/2012 - 4/15/2012





Rank	Num	Name	Gym					AA
16T	616	Taylor Potter	Key City	Diff: 3.500 Exec: 8.700 ND: . Final: 12.200 Place: 7T	3.000 7.000 . 10.000 24T	3.500 7.750 . 11.250 15	3.500 7.700 . 11.200 17	44.650 16T
18	615	Kelsey Lloyd	Kicking Horse	Diff: 3.500 Exec: 8.400 ND: . Final: 11.900 Place: 12	3.000 7.950 . 10.950 17T	3.700 8.050 . 11.750 7	2.400 7.500 . 9.900 27	44.500 18
19	614	Erin White	Key City	Diff: 3.500 Exec: 8.800 ND: . Final: 12.300 Place: 6	3.500 8.200 . 11.700 10T	3.100 7.250 . 10.350 22T	3.500 6.500 . 10.000 24	44.350 19
20	613	Riley Knudsgaard	Key City	Diff: 3.500 Exec: 7.900 ND: . Final: 11.400 Place: 21	2.900 8.400 . 11.300 14T	3.100 8.000 . 11.100 16	2.800 7.650 . 10.450 22	44.250 20
21	610	Rebecca Benner	Glacier	Diff: 3.500 Exec: 7.850 ND: . Final: 11.350 Place: 22	2.300 6.750 0.100 9.150 27	3.500 7.900 . 11.400 13	3.500 7.900 . 11.400 13*	43.300 21
22	620	Kimberly Zamora	Cartwheels - Surrey	Diff: 3.500 Exec: 8.250 ND: . Final: 11.750 Place: 14T	2.800 7.850 0.100 10.750 19	2.700 6.150 . 8.850 27	3.300 7.950 . 11.250 16	42.600 22
23	617	Makayla Beam	Kicking Horse	Diff: 3.500 Exec: 7.350 ND: . Final: 10.850 Place: 28	2.900 7.100 . 10.000 24T	3.500 8.200 . 11.700 8	3.500 6.450 . 9.950 25T	42.500 23
24	618	Jasmine Wan	Kicking Horse	Diff: 3.500 Exec: 7.600 ND: . Final: 11.100 Place: 26	3.000 5.800 . 8.800 28	2.700 7.900 . 10.600 20	2.300 8.000 . 10.300 23	40.800 24

2012 BC Championships

Meet Results - P2 Open

Women

4/13/2012 - 4/15/2012





Rank	Num	Name	Gym					AA
25	628	Callie Brougham	Bowen Island	Diff: 3.500 Exec: 8.050 ND: . Final: 11.550 Place: 18T	3.100 7.200 . 10.300 21	3.100 7.050 . 10.150 24	1.700 6.750 . 8.450 29T	40.450 25
26	634	Tatham Caitlyn	Chimo	Diff: 3.500 Exec: 8.250 ND: 0.100 Final: 11.850 Place: 13	3.100 7.100 . 10.200 22	2.800 4.350 . 7.150 30	3.500 7.250 . 10.750 20T	39.950 26
27T	778	Cori Calkins	Momentum	Diff: 3.500 Exec: 8.000 ND: . Final: 11.500 Place: 20	3.200 4.900 . 8.100 30	3.000 6.450 . 9.450 26	3.700 7.050 . 10.750 20T	39.800 27T
27T	637	Jordan De Wit	Nanaimo	Diff: 3.500 Exec: 7.450 ND: . Final: 10.950 Place: 27	2.900 7.250 . 10.150 23	2.000 6.750 . 8.750 28	3.000 6.950 . 9.950 25T	39.800 27T
29	629	Ashley Murphy	Bowen Island	Diff: 3.500 Exec: 7.800 ND: -1.500 Final: 9.800 Place: 29	2.300 6.000 0.100 8.400 29	3.300 7.050 . 10.350 22T	3.300 6.350 . 9.650 28	38.200 29
30	631	Maia Blomberg	Bowen Island	Diff: 3.500 Exec: 7.400 ND: -1.500 Final: 9.400 Place: 30	2.400 7.000 . 9.400 26	1.200 6.450 . 7.650 29	2.100 6.350 . 8.450 29T	34.900 30

2012 BC Championships Sunday

Meet Results - P3 Argo

Women

4/13/2012 - 4/15/2012





Rank	Num	Name	Gym					AA
1	599	Megan Goble	Omega	Diff: 3.200 Exec: 9.066 ND: Final: 12.266 Place: 4	3.700 8.950 . 12.650 1T	4.000 8.900 . 12.900 1	4.000 8.000 . 12.000 10T	49.816 1
2	604	Tamara Skulstad	Twisters	Diff: 4.000 Exec: 7.933 ND: Final: 11.933 Place: 10T	3.300 8.700 . 12.000 11T	3.900 8.850 0.100 12.850 2	4.000 8.550 . 12.550 1T	49.333 2
3	605	Lauryn Ishiguro	Phoenix	Diff: 3.200 Exec: 9.000 ND: Final: 12.200 Place: 6	3.700 8.650 . 12.350 5T	3.400 8.700 . 12.100 4	3.800 8.750 . 12.550 1T	49.200 3
4	601	Alyssa Eng	Richmond	Diff: 3.200 Exec: 8.833 ND: Final: 12.033 Place: 8	3.300 8.750 . 12.050 10	4.000 8.000 . 12.000 6T	4.100 8.450 . 12.550 1T	48.633 4
5T	593	Emilie Hong	Langley	Diff: 3.200 Exec: 9.133 ND: Final: 12.333 Place: 1T	3.800 7.900 . 11.700 14	3.900 8.050 . 11.950 8	3.900 8.450 . 12.350 6T	48.333 5T
5T	597	Sophia Walters	Langley	Diff: 4.000 Exec: 8.333 ND: Final: 12.333 Place: 1T	3.700 8.250 . 11.950 13	3.900 8.150 . 12.050 5	3.600 8.400 . 12.000 10T	48.333 5T
7	589	Charlotte Power	Flicka	Diff: 4.000 Exec: 8.333 ND: Final: 12.333 Place: 1T	3.900 8.100 . 12.000 11T	3.600 7.850 0.000 11.450 10	4.100 7.950 . 12.050 9	47.833 7
8	592	Jocelyn Dendaas	Langley	Diff: 3.200 Exec: 8.933 ND: 0.100 Final: 12.233 Place: 5	3.800 8.350 . 12.150 7T	3.900 7.400 . 11.300 11T	3.800 8.000 . 11.800 13	47.483 8

2012 BC Championships Sunday

Meet Results - P3 Argo

Women

4/13/2012 - 4/15/2012





Rank	Num	Name	Gym						AA
9	602	Brienna Gaspar	Twisters	Diff: 4.000	3.300	3.600	3.900		
				Exec: 7.533	8.200	8.400	8.500		
				ND: .					
				Final: 11.533	11.500	12.000	12.400		47.433
				Place: 13	15	6T	5		9
10	598	Melanie Kirk	Nanaimo	Diff: 3.200	3.800	3.400	3.600		
				Exec: 8.400	8.750	7.850	8.150		
				ND: .	0.100				
				Final: 11.600	12.650	11.250	11.750		47.250
				Place: 12	1T	13T	14T		10
11	595	Kyra Sager-Hoffard	Langley	Diff: 3.200	3.300	3.900	3.600		
				Exec: 8.766	8.850	7.350	8.150		
				ND: .					
				Final: 11.966	12.150	11.250	11.750		47.116
				Place: 9	7T	13T	14T		11
12	603	Ella Palmer	Twisters	Diff: 4.000	2.800	3.900	4.000		
				Exec: 7.933	8.200	8.000	8.250		
				ND: .					
				Final: 11.933	11.000	11.900	12.250		47.083
				Place: 10T	16	9	8		12
13	600	Sequoia Johnston	Omega	Diff: 3.200	3.900	3.500	4.100		
				Exec: 8.900	8.650	7.600	7.150		
				ND: .			-0.300		
				Final: 12.100	12.550	11.100	10.950		46.700
				Place: 7	3	15	18		13
14	590	Maya Crutch	Flip City	Diff: 3.200	2.800	3.900	3.900		
				Exec: 8.000	7.400	8.600	8.600		
				ND: .					
				Final: 11.200	10.200	12.500	12.500		46.400
				Place: 18	17	3	4		14
15	594	Julia Reinhard	Langley	Diff: 3.200	3.700	3.400	3.600		
				Exec: 8.266	8.650	7.000	8.400		
				ND: .		0.100			
				Final: 11.466	12.350	10.500	12.000		46.316
				Place: 14	5T	17	10T		15
16	588	Taylor Akerman	Duncan	Diff: 4.000	3.700	3.400	4.100		
				Exec: 7.433	8.400	6.700	8.250		
				ND: .					
				Final: 11.433	12.100	10.100	12.350		45.983
				Place: 15	9	18	6T		16

2012 BC Championships Sunday

Meet Results - P3 Argo

Women

4/13/2012 - 4/15/2012





Rank	Num	Name	Gym					AA
17	591	Annika Coombes	Langley	Diff: 3.200	3.400	2.600	3.100	
				Exec: 8.200	8.900	8.100	8.000	
				ND: .	0.100	.	.	
				Final: <u>11.400</u>	<u>12.400</u>	<u>10.700</u>	<u>11.100</u>	45.600
				Place: 16	4	16	17	17
18	596	Courtney Smith	Langley	Diff: 3.200	2.800	3.600	3.300	
				Exec: 8.166	6.650	7.700	8.150	
				ND:	
				Final: <u>11.366</u>	<u>9.450</u>	<u>11.300</u>	<u>11.450</u>	43.566
				Place: 17	18	11T	16	18

2012 BC Championships

Meet Results

Women - P3 Tyro 01

4/13/2012 - 4/15/2012





Rank	Num	Name	Gym					AA
1	587	Azumi Konaka	Phoenix	Diff: 3.200 Exec: 9.100 ND: . Final: 12.300 Place: 4T	3.600 9.200 0.000 12.800 1T	4.000 8.700 . 12.700 1	3.800 9.300 . 13.100 1	50.900 1
2	581	Paula Urquidi	Langley	Diff: 4.000 Exec: 8.450 ND: . Final: 12.450 Place: 3	3.700 9.000 0.100 12.800 1T	4.000 8.600 . 12.600 2	3.900 9.000 . 12.900 3	50.750 2
3	569	Rebecca Tazumi	Campbell River	Diff: 4.000 Exec: 8.150 ND: . Final: 12.150 Place: 6T	3.800 8.900 0.100 12.800 1T	3.900 8.500 . 12.400 3	3.800 8.450 . 12.250 9T	49.600 3
4	573	Darcy Schultz	Delta	Diff: 4.000 Exec: 8.300 ND: . Final: 12.300 Place: 4T	3.800 8.650 0.000 12.450 4T	3.900 8.250 . 12.150 4	3.900 8.600 . 12.500 4	49.400 4
5	582	Lauren Van Harmelen	Langley	Diff: 4.000 Exec: 8.650 ND: . Final: 12.650 Place: 1	3.700 8.750 0.000 12.450 4T	3.900 7.250 . 11.150 6	3.900 8.550 . 12.450 5T	48.700 5
6	572	Michelle Anderton	Delta	Diff: 4.000 Exec: 8.550 ND: . Final: 12.550 Place: 2	3.600 8.250 0.100 11.950 7	2.100 7.600 . 9.700 12	4.000 8.450 . 12.450 5T	46.650 6
7	570	Porter Trevisan	Club Aviva	Diff: 3.200 Exec: 8.300 ND: . Final: 11.500 Place: 12	3.800 7.200 0.000 11.000 13	4.000 7.300 . 11.300 5	4.100 8.350 . 12.450 5T	46.250 7
8	583	Keerstin Arden	Lions Pride	Diff: 3.200 Exec: 8.450 ND: 0.100 Final: 11.750 Place: 10	3.900 8.000 0.000 11.900 8	2.900 7.650 . 10.550 9	3.600 8.050 . 11.650 15	45.850 8

2012 BC Championships

Meet Results

Women - P3 Tyro 01

4/13/2012 - 4/15/2012





Rank	Num	Name	Gym					AA
9	579	Alecksa Torrance	Flip City	Diff: 3.200 Exec: 8.350 ND: . Final: 11.550 Place: 11	3.400 7.700 0.000 11.100 12	3.900 6.800 . 10.700 8	4.100 7.950 . 12.050 12	45.400 9
10T	575	April Horton	Flicka	Diff: 3.200 Exec: 8.050 ND: . Final: 11.250 Place: 14	3.100 8.550 0.100 11.750 9	3.500 5.550 . 9.050 14T	3.900 9.150 . 13.050 2	45.100 10T
10T	576	Sae Kowalewski	Flicka	Diff: 3.200 Exec: 7.700 ND: . Final: 10.900 Place: 18	2.900 8.500 0.000 11.400 11	3.900 6.900 . 10.800 7	3.900 8.100 . 12.000 13	45.100 10T
12	574	Reese Wheeldon	Falcon	Diff: 3.200 Exec: 7.900 ND: 0.100 Final: 11.200 Place: 15	2.900 8.000 0.000 10.900 14	3.500 7.000 . 10.500 10	3.900 8.350 . 12.250 9T	44.850 12
13	580	Quinn Butcher	Kamloops	Diff: 3.400 Exec: 8.550 ND: . Final: 11.950 Place: 8	3.300 8.350 0.000 11.650 10	3.400 5.150 . 8.550 17	3.800 8.500 . 12.300 8	44.450 13
14	571	Jenna Anderson	Delta	Diff: 4.000 Exec: 7.850 ND: . Final: 11.850 Place: 9	3.100 7.700 0.000 10.800 15	2.800 6.750 . 9.550 13	3.900 8.300 . 12.200 11	44.400 14
15	585	Hannah Volpe	SPLITZ	Diff: 3.200 Exec: 7.900 ND: . Final: 11.100 Place: 16	2.700 7.500 0.100 10.300 17T	3.200 6.850 . 10.050 11	4.000 7.950 . 11.950 14	43.400 15
16	578	Madalyn Schraeder	Flicka	Diff: 3.200 Exec: 7.800 ND: . Final: 11.000 Place: 17	2.400 8.150 0.000 10.550 16	3.200 5.850 . 9.050 14T	3.900 7.200 . 11.100 16	41.700 16

2012 BC Championships

Meet Results

Women - P3 Tyro 01

4/13/2012 - 4/15/2012





Rank	Num	Name	Gym					AA
17	584	Kendra Peters	Polarettes	Diff: 3.200 Exec: 8.150 ND: 0.100 Final: 11.450 Place: 13	2.300 7.900 0.100 10.300 17T	2.600 6.000 . 8.600 16	3.300 7.750 . 11.050 17	41.400 17
18	577	Amara Lewis-Raymond	Flicka	Diff: 3.200 Exec: 8.950 ND: . Final: 12.150 Place: 6T	3.100 8.800 0.100 12.000 6	0.000 0.000 . 0.000 18*	0.000 0.000 . 0.000 18*	24.150 18
19	586	Sierra Chang	Phoenix	Diff: 0.000 Exec: 0.000 ND: . Final: 0.000 Place: 19	0.000 0.000 0.000 0.000 19	0.000 0.000 . 0.000 18*	0.000 0.000 . 0.000 18*	0.000 19

2012 BC Championships

Meet Results

Women - P3 Tyro 00

4/13/2012 - 4/15/2012





Rank	Num	Name	Gym					AA
1	566	Dina Lowe	Phoenix	Diff: 3.200 Exec: 9.500 ND: 0.100 Final: 12.800 Place: 1	3.700 9.350 0.000 13.050 1	4.000 8.450 . 12.450 1	3.700 8.000 . 11.700 16T	50.000 1
2	544	Darby McIntyre	Duncan	Diff: 4.000 Exec: 8.200 ND: . Final: 12.200 Place: 6	4.000 8.800 0.000 12.800 2	3.500 7.050 . 10.550 11	4.100 9.200 . 13.300 1	48.850 2
3	550	Kayley Lim	Key City	Diff: 4.000 Exec: 8.650 ND: . Final: 12.650 Place: 2	3.400 8.650 0.000 12.050 7	2.900 8.250 0.100 11.250 5	3.900 8.600 . 12.500 3*	48.450 3
4	545	Alex Angus	Flicka	Diff: 4.000 Exec: 8.600 ND: . Final: 12.600 Place: 3	3.800 8.900 0.000 12.700 3T	3.100 7.650 . 10.750 10	4.000 8.350 . 12.350 6T	48.400 4
5	557	Ariona Curiel	Omega	Diff: 4.000 Exec: 7.850 ND: . Final: 11.850 Place: 13T	3.900 8.800 0.000 12.700 3T	4.000 8.200 0.100 12.300 2	3.800 7.600 . 11.400 19	48.250 5
6	551	Jaye-Lynn Dendaas	Langley	Diff: 4.000 Exec: 7.950 ND: . Final: 11.950 Place: 11	3.700 8.500 0.000 12.200 5	2.600 8.950 . 11.550 3	3.900 8.600 . 12.500 3*	48.200 6
7	568	Cheska Quejado	Phoenix	Diff: 3.200 Exec: 8.850 ND: . Final: 12.050 Place: 8T	3.600 8.500 0.000 12.100 6	3.500 6.750 . 10.250 13	3.800 8.550 . 12.350 6T	46.750 7
8	562	Jessica Pallot	Prince George	Diff: 3.400 Exec: 8.000 ND: . Final: 11.400 Place: 18T	3.200 8.050 0.100 11.350 14	3.400 7.950 . 11.350 4	3.900 8.550 . 12.450 5	46.550 8

2012 BC Championships

Meet Results

Women - P3 Tyro 00

4/13/2012 - 4/15/2012





Rank	Num	Name	Gym					AA
9	556	Bryn Walsh	Okanagan	Diff: 3.400 Exec: 8.600 ND: . Final: 12.000 Place: 10	3.700 7.750 0.100 11.550 13	4.100 6.950 0.100 11.150 6T	4.000 6.950 . 10.950 23	45.650 9
10	546	Melanie Harris-Lowe	Flicka	Diff: 3.200 Exec: 8.500 ND: . Final: 11.700 Place: 16	3.400 7.850 0.000 11.250 15	3.900 7.000 . 10.900 9	4.100 7.600 . 11.700 16T	45.550 10
11	559	Katie Dohm	Powell River	Diff: 3.200 Exec: 8.200 ND: . Final: 11.400 Place: 18T	3.500 8.400 0.000 11.900 10	3.500 6.650 . 10.150 14	4.000 8.000 . 12.000 12	45.450 11
12	561	Naraa Little	Prince George	Diff: 3.200 Exec: 8.200 ND: . Final: 11.400 Place: 18T	3.400 8.550 0.000 11.950 9	3.900 5.950 . 9.850 16	3.900 8.200 . 12.100 11	45.300 12
13	563	Pyper Burns	Smithers	Diff: 4.000 Exec: 8.100 ND: . Final: 12.100 Place: 7	3.400 8.500 0.100 12.000 8	3.500 7.650 . 11.150 6T	3.600 6.450 -0.300 9.750 24	45.000 13
14	543	Samantha Johnson	Duncan	Diff: 4.000 Exec: 8.050 ND: . Final: 12.050 Place: 8T	3.200 7.650 0.000 10.850 19	3.600 6.150 . 9.750 17T	4.100 8.150 . 12.250 8	44.900 14
15	560	Katya Senilova	Powell River	Diff: 4.000 Exec: 7.750 ND: . Final: 11.750 Place: 15	3.800 8.000 0.000 11.800 11	2.900 5.750 . 8.650 20	4.100 8.550 . 12.650 2	44.850 15
16	553	Paris Leigh	Lions Pride	Diff: 3.200 Exec: 8.100 ND: . Final: 11.300 Place: 21T	3.900 7.100 0.000 11.000 18	3.400 7.050 . 10.450 12	3.800 8.150 . 11.950 13	44.700 16

2012 BC Championships

Meet Results

Women - P3 Tyro 00

4/13/2012 - 4/15/2012





Rank	Num	Name	Gym	Diff:					AA
17	555	Grace Fecht	Okanagan	4.000	3.300	3.600	4.100		
				Exec: 8.500	6.800	6.350	7.800		
				ND: .	0.000	.	.		
				Final: 12.500	10.100	9.950	11.900	44.450	
				Place: 4	22	15	14	17	
18T	548	Linnea Brickwood	Kamloops	4.000	3.300	2.900	4.000		
				Exec: 8.400	7.900	5.300	8.200		
				ND: .	0.000	.	.		
				Final: 12.400	11.200	8.200	12.200	44.000	
				Place: 5	16	23	9T	18T	
18T	567	Ciara Pletcher	Phoenix	3.200	3.000	2.700	3.300		
				Exec: 7.950	7.600	8.300	7.950		
				ND: .	0.000	.	.		
				Final: 11.150	10.600	11.000	11.250	44.000	
				Place: 23	20T	8	20	18T	
20	558	Reena Coyne	Polarettes	4.000	3.500	2.300	3.800		
				Exec: 7.900	8.200	6.200	7.850		
				ND: .	0.000	.	.		
				Final: 11.900	11.700	8.500	11.650	43.750	
				Place: 12	12	21*	18	20	
21	547	Wood Jade	Kamloops	3.200	3.100	3.400	4.100		
				Exec: 8.650	6.650	6.050	7.750		
				ND:		
				Final: 11.850	9.750	9.450	11.850	42.900	
				Place: 13T	23	19	15	21	
22	549	Taylor Gray	Kamloops	3.200	3.500	2.300	3.700		
				Exec: 7.350	7.600	7.450	7.450		
				ND: .	0.000	.	.		
				Final: 10.550	11.100	9.750	11.150	42.550	
				Place: 24	17	17T	21T	22	
23	564	Faith Chan	SPLITZ	3.200	2.700	2.200	4.100		
				Exec: 8.100	7.900	5.800	8.100		
				ND: .	0.000	.	.		
				Final: 11.300	10.600	8.000	12.200	42.100	
				Place: 21T	20T	24	9T	23	
24	554	Abbi Richardson	Nanaimo	3.200	2.300	2.300	2.800		
				Exec: 8.450	8.500	6.200	8.350		
				ND: .	-4.000	.	.		
				Final: 11.650	6.800	8.500	11.150	38.100	
				Place: 17	24	21*	21T	24	

2012 BC Championships

Meet Results

Women - P3 Tyro 00

4/13/2012 - 4/15/2012





Rank	Num	Name	Gym					AA
25	565	Kalissa Beltran	TAG	Diff: 0.000	0.000	0.000	0.000	
				Exec: 0.000	0.000	0.000	0.000	
				ND: <u> </u>	0.000	<u> </u>	<u> </u>	
				Final: 0.000	0.000	0.000	0.000	0.000
				Place: 25	25	25	25	25

2012 BC Championships

Meet Results

Women - P3 Nov 99

4/13/2012 - 4/15/2012





Rank	Num	Name	Gym					AA
1	609	Elan Baildham-Troje	Nanaimo	Diff: 3.200 Exec: 9.350 ND: 0.100 Final: <u>12.650</u> Place: 4	3.600 8.900 . <u>12.500</u> 4T	3.900 8.400 . <u>12.300</u> 4	4.100 8.550 . <u>12.650</u> 1T	50.100 1
2	530	Alexis Wernitz	Langley	Diff: 4.000 Exec: 7.900 ND: . Final: <u>11.900</u> Place: 11	3.900 8.400 0.100 <u>12.400</u> 6T	3.800 8.600 . <u>12.400</u> 3	3.800 8.800 . <u>12.600</u> 3	49.300 2
3	539	Rachel Rubin-Sarganis	Phoenix	Diff: 3.200 Exec: 8.900 ND: 0.100 Final: <u>12.200</u> Place: 7	3.200 8.650 0.100 <u>11.950</u> 12T	3.900 8.850 . <u>12.750</u> 1	4.000 8.300 . <u>12.300</u> 6*	49.200 3
4	529	Jadyn Shen	Langley	Diff: 4.000 Exec: 8.800 ND: . Final: <u>12.800</u> Place: 3	3.700 8.700 . <u>12.400</u> 6T	3.400 8.250 . <u>11.650</u> 8	4.000 8.300 . <u>12.300</u> 6*	49.150 4
5	520	Alicia Farquharson	Delta	Diff: 3.200 Exec: 8.200 ND: . Final: <u>11.400</u> Place: 17	3.800 8.700 . <u>12.500</u> 4T	3.900 8.550 . <u>12.450</u> 2	3.800 8.850 . <u>12.650</u> 1T	49.000 5
6	536	Nikita May	TAG	Diff: 3.600 Exec: 8.450 ND: . Final: <u>12.050</u> Place: 9	3.800 8.550 . <u>12.350</u> 8	3.900 8.250 . <u>12.150</u> 5	3.900 8.200 . <u>12.100</u> 10	48.650 6
7	528	Alexis Doyle	Langley	Diff: 3.200 Exec: 8.650 ND: . Final: <u>11.850</u> Place: 12T	3.800 9.000 . <u>12.800</u> 1	3.900 7.400 . <u>11.300</u> 11	3.900 8.100 . <u>12.000</u> 12	47.950 7
8	538	Michelle Cheung	Phoenix	Diff: 3.200 Exec: 8.600 ND: . Final: <u>11.800</u> Place: 14	3.700 8.400 . <u>12.100</u> 10	3.100 8.450 . <u>11.550</u> 9	3.800 8.500 . <u>12.300</u> 6T	47.750 8

2012 BC Championships

Meet Results

Women - P3 Nov 99

4/13/2012 - 4/15/2012





Rank	Num	Name	Gym					AA
9	519	Angela Anthoine	Delta	Diff: 3.200 Exec: 8.150 ND: . Final: 11.350 Place: 18	3.700 9.000 . 12.700 2	3.300 8.300 0.100 11.700 7	3.700 8.250 . 11.950 13	47.700 9
10	527	Lauryn Cheung	Langley	Diff: 4.000 Exec: 8.950 ND: . Final: 12.950 Place: 2	3.600 8.400 . 12.000 11	3.400 6.700 . 10.100 17	4.000 8.300 . 12.300 6*	47.350 10
11	608	Sarah Brown	Nanaimo	Diff: 3.200 Exec: 8.500 ND: . Final: 11.700 Place: 16	2.800 8.950 0.100 11.850 14	3.600 8.500 . 12.100 6	3.600 8.050 . 11.650 16	47.300 11
12	534	Anna MacDonald	Prince George	Diff: 3.400 Exec: 8.350 ND: . Final: 11.750 Place: 15	3.900 8.250 0.100 12.250 9	4.100 7.150 . 11.250 12	3.900 7.900 . 11.800 15	47.050 12
13	524	Kendra Kerr	Flicka	Diff: 4.000 Exec: 8.600 ND: . Final: 12.600 Place: 5	3.100 8.850 . 11.950 12T	3.500 6.800 . 10.300 15	3.900 8.150 . 12.050 11	46.900 13
14	526	Ella Keelan	Glacier	Diff: 3.200 Exec: 9.200 ND: 0.100 Final: 12.500 Place: 6	3.000 7.650 . 10.650 17	3.100 8.050 . 11.150 13	3.600 8.900 . 12.500 4	46.800 14
15	541	Alora Jones	Wings	Diff: 3.200 Exec: 8.900 ND: . Final: 12.100 Place: 8	2.600 9.050 0.100 11.750 15	3.500 7.500 0.100 11.100 14	3.900 8.000 -0.300 11.600 17	46.550 15
16	523	Sara Keating	Falcon	Diff: 3.600 Exec: 7.600 ND: . Final: 11.200 Place: 19	3.800 8.850 . 12.650 3	4.100 7.200 0.100 11.400 10	4.100 6.800 . 10.900 19	46.150 16

2012 BC Championships

Meet Results

Women - P3 Nov 99

4/13/2012 - 4/15/2012





Rank	Num	Name	Gym						AA
17	533	Mary-Kate Barwise	Prince George	Diff: 3.200	3.200	3.200	2.400	3.800	
				Exec: 8.650	7.750	7.750	7.850	8.100	
				ND:	
				Final: 11.850	10.950	10.250	11.900		44.950
				Place: 12T	16	16	14		17
18	535	Rhiana Palfy	Prince George	Diff: 3.600	2.700	3.700	3.900		
				Exec: 8.350	7.850	5.850	8.550		
				ND:		
				Final: 11.950	10.550	9.550	12.450		44.500
				Place: 10	18	19	5		18
19	521	Lily Rio	Dreams	Diff: 3.400	3.000	3.200	3.700		
				Exec: 6.450	7.500	6.600	7.500		
				ND:		
				Final: 9.850	10.500	9.800	11.200		41.350
				Place: 20	19	18	18		19
20	532	Fayne O'Donovan	Polarettes	Diff: 4.000	0.000	0.000	0.000		
				Exec: 9.200	0.000	0.000	0.000		
				ND: 0.100	.	.	.		
				Final: 13.300	0.000	0.000	0.000		13.300
				Place: 1	20*	20*	20*		20
21*	525	McCalli Franklin	Flipside	Diff: 0.000	0.000	0.000	0.000		
				Exec: 0.000	0.000	0.000	0.000		
				ND:		
				Final: 0.000	0.000	0.000	0.000		0.000
				Place: 21*	20*	20*	20*		21*
21*	540	Katie Philips	White Rock	Diff: 0.000	0.000	0.000	0.000		
				Exec: 0.000	0.000	0.000	0.000		
				ND:		
				Final: 0.000	0.000	0.000	0.000		0.000
				Place: 21*	20*	20*	20*		21*
21*	531	Brielle Culbert	Okanagan	Diff: 0.000	0.000	0.000	0.000		
				Exec: 0.000	0.000	0.000	0.000		
				ND:		
				Final: 0.000	0.000	0.000	0.000		0.000
				Place: 21*	20*	20*	20*		21*

2012 BC Championships

Meet Results

Women - P3 Nov 98

4/13/2012 - 4/15/2012





Rank	Num	Name	Gym					AA
1	506	Alaini Bamba	Langley	Diff: 4.000 Exec: 8.750 ND: . Final: 12.750 Place: 1T	3.900 8.450 . 12.350 2	4.000 8.100 . 12.100 3	4.000 8.100 . 12.100 5	49.300 1
2	498	Marina Szabo	Dreams	Diff: 3.600 Exec: 8.650 ND: . Final: 12.250 Place: 6T	3.400 8.650 . 12.050 5	4.000 8.550 . 12.550 1	4.000 8.300 . 12.300 3	49.150 2
3	516	Tessa Wilson	Phoenix	Diff: 3.200 Exec: 8.900 ND: . Final: 12.100 Place: 8T	3.200 9.050 . 12.250 3	3.400 8.400 . 11.800 5	3.900 9.050 . 12.950 1	49.100 3
4	518	Keeley Wentzel	Whistler	Diff: 4.000 Exec: 8.750 ND: . Final: 12.750 Place: 1T	3.500 8.850 0.100 12.450 1	4.000 7.100 . 11.100 9	4.100 7.850 . 11.950 9T	48.250 4
5T	507	Katie Stagg	Nanaimo	Diff: 4.000 Exec: 8.500 ND: . Final: 12.500 Place: 4	3.200 8.550 . 11.750 7	3.400 7.650 . 11.050 10	4.000 8.150 . 12.150 4	47.450 5T
5T	515	Katrina Penner-Loat	Twisters	Diff: 4.000 Exec: 8.250 ND: . Final: 12.250 Place: 6T	3.400 8.200 . 11.600 10	3.900 8.550 . 12.450 2	4.000 7.150 . 11.150 20	47.450 5T
7	513	Rayanne Quinn	Surrey	Diff: 3.200 Exec: 8.550 ND: . Final: 11.750 Place: 16	3.300 8.750 0.100 12.150 4	3.500 7.650 . 11.150 8	4.000 7.450 . 11.450 16*	46.500 7
8	508	Caitlyn Venasse	Polarettes	Diff: 3.400 Exec: 7.950 ND: . Final: 11.350 Place: 21	3.400 7.950 . 11.350 13T	4.000 7.750 0.100 11.850 4	3.800 8.000 . 11.800 13	46.350 8

2012 BC Championships

Meet Results

Women - P3 Nov 98

4/13/2012 - 4/15/2012





Rank	Num	Name	Gym					AA
9	505	Mackenzie Lightburn	Key City	Diff: 4.000 Exec: 8.600 ND: . Final: 12.600 Place: 3	3.100 8.700 0.100 11.900 6	3.400 6.300 . 9.700 16	4.000 8.050 . 12.050 6*	46.250 9
10	501	Nicole McMahon	Flicka	Diff: 4.000 Exec: 7.900 ND: . Final: 11.900 Place: 14T	3.300 8.350 . 11.650 8T	3.200 7.050 0.100 10.350 14	4.000 8.050 . 12.050 6*	45.950 10
11	503	Emilee Gal	Kamloops	Diff: 3.600 Exec: 7.600 ND: . Final: 11.200 Place: 23	2.800 7.800 . 10.600 21	3.500 8.150 0.100 11.750 6	3.900 8.050 . 11.950 9T	45.500 11
12	494	Allandra Olson	Chimo	Diff: 3.200 Exec: 8.350 ND: . Final: 11.550 Place: 18T	3.000 8.350 . 11.350 13T	3.900 6.750 . 10.650 13	3.600 8.250 . 11.850 12	45.400 12
13	500	Alex MacDonald	Duncan	Diff: 3.200 Exec: 8.250 ND: . Final: 11.450 Place: 20	2.500 7.400 . 9.900 23T	3.700 7.600 . 11.300 7	4.000 8.350 . 12.350 2	45.000 13
14	511	Serena So	Richmond	Diff: 3.400 Exec: 8.700 ND: . Final: 12.100 Place: 8T	2.500 8.150 . 10.650 20	3.600 7.200 0.100 10.900 11	4.000 6.850 . 10.850 22T	44.500 14
15	517	Carly Mann	Whistler	Diff: 4.000 Exec: 8.300 ND: . Final: 12.300 Place: 5	3.200 8.000 . 11.200 15	3.600 5.650 . 9.250 20T	4.100 7.600 . 11.700 14	44.450 15
16	514	Clarissa Rempel	Surrey	Diff: 3.400 Exec: 8.650 ND: . Final: 12.050 Place: 11	3.600 7.950 . 11.550 11	3.200 6.050 . 9.250 20T	3.900 7.600 . 11.500 15	44.350 16

2012 BC Championships

Meet Results

Women - P3 Nov 98

4/13/2012 - 4/15/2012





Rank	Num	Name	Gym					AA
17	502	Chloe Barrick	Flip City	Diff: 3.600 Exec: 8.300 ND: . Final: 11.900 Place: 14T	2.800 8.750 0.100 11.650 8T	2.900 6.400 . 9.300 19	4.000 7.450 . 11.450 16*	44.300 17
18T	509	Jaymie Hinks	Prince George	Diff: 3.200 Exec: 8.450 ND: . Final: 11.650 Place: 17	2.300 8.250 . 10.550 22	2.400 7.600 -0.100 9.900 15	3.800 8.150 . 11.950 9T	44.050 18T
18T	496	Kiara Rahmati	Club Aviva	Diff: 3.600 Exec: 7.650 ND: . Final: 11.250 Place: 22	3.200 7.800 . 11.000 16	3.900 6.900 . 10.800 12	4.000 7.000 . 11.000 21	44.050 18T
20	504	Kierra Patterson	Kamloops	Diff: 3.200 Exec: 8.750 ND: . Final: 11.950 Place: 13	2.900 7.950 . 10.850 18T	2.800 6.350 . 9.150 22	3.700 8.300 . 12.000 8	43.950 20
21	497	Nicaela Little	Dreams	Diff: 3.600 Exec: 8.500 ND: . Final: 12.100 Place: 8T	3.100 8.250 0.100 11.450 12	3.200 5.050 . 8.250 24	3.700 7.550 . 11.250 18	43.050 21
22	510	Tianna Millns	Prince George	Diff: 3.200 Exec: 8.350 ND: . Final: 11.550 Place: 18T	2.300 8.650 . 10.950 17	2.100 7.550 . 9.650 17	2.800 8.050 . 10.850 22T	43.000 22
23	495	Sawyer Sturam	Chimo	Diff: 3.200 Exec: 8.800 ND: . Final: 12.000 Place: 12	3.000 6.900 . 9.900 23T	3.400 5.700 . 9.100 23	3.500 7.700 . 11.200 19	42.200 23
24	512	Chandler Young	Smithers	Diff: 0.000 Exec: 0.000 ND: . Final: 0.000 Place: 24	2.500 8.350 . 10.850 18T	3.200 6.300 . 9.500 18	0.000 0.000 . 0.000 24	20.350 24

2012 BC Championships

Meet Results

Women - P3 Open 97

4/13/2012 - 4/15/2012





Rank	Num	Name	Gym					AA
1	474	Kyra Boulding	Campbell River	Diff: 4.000 Exec: 8.700 ND: . Final: 12.700 Place: 2	3.800 8.866 0.100 12.766 2	3.900 8.633 . 12.533 2	4.100 8.266 . 12.366 3	50.365 1
2	484	Madysen Sandberg	Key City	Diff: 4.000 Exec: 8.766 ND: . Final: 12.766 Place: 1	3.500 9.100 . 12.600 3	3.900 8.266 . 12.166 3	4.100 8.233 . 12.333 4T	49.865 2
3	476	Emilie Webb	Delta	Diff: 4.000 Exec: 8.066 ND: . Final: 12.066 Place: 7	2.900 8.700 . 11.600 15	3.800 8.833 . 12.633 1	4.100 8.800 . 12.900 1	49.199 3
4	483	Cherish Parisien	Key City	Diff: 3.200 Exec: 8.533 ND: . Final: 11.733 Place: 12	3.200 9.066 . 12.266 7	3.100 8.900 . 12.000 4T	3.800 8.433 . 12.233 6	48.232 4
5	487	Sumara Stroshein-Blagborn	Langley	Diff: 4.000 Exec: 8.400 ND: . Final: 12.400 Place: 4	3.500 9.066 . 12.566 4T	3.600 8.066 . 11.666 8	3.200 7.866 . 11.066 16T	47.698 5
6	493	Madison Principe	Surrey	Diff: 3.200 Exec: 7.733 ND: . Final: 10.933 Place: 19	3.800 9.066 . 12.866 1	3.600 8.266 . 11.866 7	3.700 8.200 . 11.900 9T	47.565 6
7T	479	Jasmine Schacher	Glacier	Diff: 3.200 Exec: 8.800 ND: . Final: 12.000 Place: 8T	3.100 9.000 . 12.100 9	2.900 7.633 . 10.533 15	3.900 8.900 . 12.800 2	47.433 7T
7T	486	Catherine Spencer	Key City	Diff: 3.200 Exec: 8.400 ND: 0.100 Final: 11.700 Place: 13	3.400 8.000 0.100 11.500 16	3.100 8.700 0.100 11.900 6	3.900 8.433 . 12.333 4T	47.433 7T

2012 BC Championships

Meet Results

Women - P3 Open 97

4/13/2012 - 4/15/2012





Rank	Num	Name	Gym						AA
9	485	Lauryn Savage	Key City	Diff: 4.000	3.400	3.100	4.000		
				Exec: 8.466	8.566	7.733	8.033		
				ND:		
				Final: 12.466	11.966	10.833	12.033		47.298
				Place: 3	11	12	8		9
10	482	Daniella Letourneau	Kerrigan	Diff: 3.200	3.300	3.600	4.000		
				Exec: 8.000	8.600	8.400	8.000		
				ND: .	.	.	-0.100		
				Final: 11.200	11.900	12.000	11.900		47.000
				Place: 16	12	4T	9T		10
11	488	Manon Prairie	Nanaimo	Diff: 4.000	3.200	3.100	3.200		
				Exec: 8.233	8.733	8.233	7.866		
				ND: .	0.100	.	.		
				Final: 12.233	12.033	11.333	11.066		46.665
				Place: 6	10	10	16T		11
12	481	Michelle Cooper	Kerrigan	Diff: 3.200	3.800	3.500	4.100		
				Exec: 8.266	8.366	7.233	7.700		
				ND:		
				Final: 11.466	12.166	10.733	11.800		46.165
				Place: 15	8	13T	11		12
13	492	Emily Carroll	Surrey	Diff: 4.000	3.800	3.100	3.900		
				Exec: 8.266	8.666	7.633	6.633		
				ND: .	0.100	.	.		
				Final: 12.266	12.566	10.733	10.533		46.098
				Place: 5	4T	13T	19		13
14	480	Meghan McGillivray	Kamloops	Diff: 4.000	3.400	3.500	4.000		
				Exec: 7.533	7.800	8.000	7.400		
				ND:		
				Final: 11.533	11.200	11.500	11.400		45.633
				Place: 14	18	9	14		14
15	491	Mackenzie Arnold	SPLITZ	Diff: 3.200	3.600	3.000	4.100		
				Exec: 8.633	8.866	6.000	7.966		
				ND: .	0.100	.	.		
				Final: 11.833	12.566	9.000	12.066		45.465
				Place: 11	4T	19	7		15
16	490	Ashlynn Jackson	Smithers	Diff: 4.000	3.600	3.500	3.200		
				Exec: 7.900	8.133	6.900	7.633		
				ND:		
				Final: 11.900	11.733	10.400	10.833		44.866
				Place: 10	13	16	18		16

2012 BC Championships

Meet Results

Women - P3 Open 97

4/13/2012 - 4/15/2012





Rank	Num	Name	Gym						AA
17	477	Delaney Martin Duncan		Diff: 4.000 Exec: 8.000 ND: . Final: 12.000 Place: 8T	3.600 8.066 . 11.666 14	3.600 5.733 . 9.333 18	4.100 7.633 . 11.733 12	44.732 17	
18	475	Kaitlin Hillard Chimo		Diff: 3.200 Exec: 7.800 ND: 0.100 Final: 11.100 Place: 17T	2.900 7.900 . 10.800 19	3.300 7.866 . 11.166 11	3.600 7.766 . 11.366 15	44.432 18	
19	489	Brook-Lynn Kinnee Prince George		Diff: 4.000 Exec: 7.100 ND: . Final: 11.100 Place: 17T	3.000 8.366 . 11.366 17	2.200 7.300 . 9.500 17	3.600 8.000 . 11.600 13	43.566 19	
20	478	Mikayla Delgiglio Flicka		Diff: 0.000 Exec: 0.000 ND: . Final: 0.000 Place: 20	0.000 0.000 . 0.000 20	0.000 0.000 . 0.000 20	0.000 0.000 . 0.000 20	0.000 20	

2012 BC Championships

Meet Results

Women - P3 Open96+

4/13/2012 - 4/15/2012





Rank	Num	Name	Gym					AA
1	452	Melissa MacAdam	Campbell River	Diff: 4.000 Exec: 8.733 ND: Final: <u>12.733</u> Place: 1	3.600 8.500 . <u>12.100</u> 1	3.900 8.333 . <u>12.233</u> 1	4.000 8.366 . <u>12.366</u> 2	49.432 1
2	461	Mackenzie Carlstrom	Glacier	Diff: 3.200 Exec: 8.633 ND: Final: <u>11.833</u> Place: 6	3.200 8.533 . <u>11.733</u> 6	4.000 7.966 . <u>11.966</u> 2	4.000 8.733 . <u>12.733</u> 1	48.265 2
3	462	Taylor Thygesen	Key City	Diff: 4.000 Exec: 8.300 ND: Final: <u>12.300</u> Place: 2	3.300 8.366 . <u>11.666</u> 7	3.500 7.866 . <u>11.366</u> 4T	4.000 8.300 . <u>12.300</u> 3T	47.632 3
4	453	Marika Saron	Campbell River	Diff: 3.400 Exec: 8.166 ND: Final: <u>11.566</u> Place: 10T	3.400 8.666 . <u>12.066</u> 2T	3.600 7.833 0.100 <u>11.533</u> 3	4.000 7.900 . <u>11.900</u> 8	47.065 4
5	473	Emily Lago	Wings	Diff: 3.200 Exec: 8.700 ND: Final: <u>11.900</u> Place: 4T	3.300 8.766 . <u>12.066</u> 2T	3.400 7.166 . <u>10.566</u> 11	3.900 8.400 . <u>12.300</u> 3T	46.832 5
6	466	Kendra Vizzutti	Powell River	Diff: 3.600 Exec: 8.400 ND: Final: <u>12.000</u> Place: 3	3.100 8.233 . <u>11.333</u> 9	2.900 8.133 . <u>11.033</u> 6	4.100 8.166 . <u>12.266</u> 6	46.632 6
7	460	Angelica Lum	Flipside	Diff: 3.200 Exec: 8.366 ND: 0.100 Final: <u>11.666</u> Place: 8	3.200 8.733 . <u>11.933</u> 5	3.400 7.366 . <u>10.766</u> 10	4.100 7.700 . <u>11.800</u> 9	46.165 7
8	469	Gaia Pryde	Phoenix	Diff: 3.200 Exec: 8.533 ND: Final: <u>11.733</u> Place: 7	2.800 9.166 0.100 <u>12.066</u> 2T	2.300 8.533 0.100 <u>10.933</u> 8	3.000 8.366 . <u>11.366</u> 14	46.098 8

2012 BC Championships

Meet Results

Women - P3 Open96+





4/13/2012 - 4/15/2012

Rank	Num	Name	Gym					AA
9	459	Megan Humphrey	Flipside	Diff: 3.200 Exec: 8.433 ND: . Final: 11.633 Place: 9	3.200 7.100 0.100 10.400 15	3.400 6.633 0.100 10.133 12	4.000 8.300 . 12.300 3T	44.466 9
10	472	Fiona Titley	Phoenix	Diff: 3.200 Exec: 8.300 ND: . Final: 11.500 Place: 12	1.800 8.066 . 9.866 18	2.600 8.400 . 11.000 7	3.500 8.566 . 12.066 7	44.432 10
11	471	Ryleigh Staples	Phoenix	Diff: 3.200 Exec: 7.566 ND: 0.100 Final: 10.866 Place: 18	2.600 8.433 . 11.033 11	3.400 7.966 . 11.366 4T	2.700 7.733 . 10.433 18	43.698 11
12	463	Kenna Sweet	Kitimat	Diff: 3.400 Exec: 7.666 ND: . Final: 11.066 Place: 16	3.000 7.166 . 10.166 16T	3.600 7.233 . 10.833 9	3.900 7.666 . 11.566 10T	43.631 12
13	464	Darby Walker	Nanaimo	Diff: 3.400 Exec: 8.066 ND: . Final: 11.466 Place: 13	2.300 8.566 . 10.866 13	3.400 6.533 . 9.933 14	4.100 7.466 -0.300 11.266 15	43.531 13
14	470	Alyssa Quattrociocchi	Phoenix	Diff: 3.200 Exec: 8.233 ND: . Final: 11.433 Place: 14	2.200 8.933 . 11.133 10	2.200 6.833 . 9.033 18	3.500 8.033 . 11.533 12	43.132 14
15	465	Janelle Sonmor	North Peace	Diff: 3.200 Exec: 8.000 ND: . Final: 11.200 Place: 15	2.700 8.300 . 11.000 12	2.900 6.200 . 9.100 17	3.900 7.666 . 11.566 10T	42.866 15
16	457	Kristi Reynolds	Cowichan Valley	Diff: 4.000 Exec: 7.566 ND: . Final: 11.566 Place: 10T	2.400 7.766 . 10.166 16T	2.600 6.666 . 9.266 15	3.900 6.733 . 10.633 17	41.631 16

2012 BC Championships

Meet Results Women - P3 Open96+





4/13/2012 - 4/15/2012

Rank	Num	Name	Gym					AA
17	455	Cassidy Fernandes	Cowichan Valley	Diff: 3.200 Exec: 8.700 ND: . Final: 11.900 Place: 4T	2.500 6.400 . 8.900 21	2.900 7.066 . 9.966 13	3.300 7.500 . 10.800 16	41.566 17
18	454	Sara Stewart	Club Aviva	Diff: 3.600 Exec: 7.433 ND: . Final: 11.033 Place: 17	3.000 8.533 . 11.533 8	3.100 4.366 . 7.466 19	3.600 7.800 . 11.400 13	41.432 18
19	456	Wendy McAfee	Cowichan Valley	Diff: 3.200 Exec: 7.466 ND: 0.100 Final: 10.766 Place: 20	1.700 7.800 . 9.500 20	2.900 6.266 . 9.166 16	1.600 7.500 . 9.100 19	38.532 19
20	458	Nikole Simons	Cowichan Valley	Diff: 3.200 Exec: 7.633 ND: . Final: 10.833 Place: 19	1.600 8.233 . 9.833 19	1.300 5.500 . 6.800 20	1.250 5.866 . 7.116 20	34.582 20
21	468	Josephine Kern	Smithers	Diff: 0.000 Exec: 0.000 ND: . Final: 0.000 Place: 21	3.100 7.400 . 10.500 14	0.000 0.000 . 0.000 21	0.000 0.000 . 0.000 21	10.500 21

2012 BC Championships

Meet Results - P4 Tyro Women

4/13/2012 - 4/15/2012





Rank	Num	Name	Gym					AA
1	446	Haley Biggin	Langley	Diff: 3.700 Exec: 8.650 ND: . Final: 12.350 Place: 5	3.900 8.466 0.100 12.466 3	3.700 9.100 0.100 12.900 1	3.900 8.666 . 12.566 1	50.282 1
2	451	Allyson Armstrong	Langley	Diff: 3.700 Exec: 9.000 ND: . Final: 12.700 Place: 3	3.700 8.700 0.100 12.500 1T	4.200 8.266 . 12.466 2	3.600 8.766 . 12.366 3	50.032 2
3	442	Mariko Abe-Ziegler	Club Aviva	Diff: 4.400 Exec: 8.600 ND: . Final: 13.000 Place: 1	3.700 8.166 . 11.866 5	4.100 8.166 0.100 12.366 3	4.000 7.866 . 11.866 5	49.098 3
4	447	Savannah Faulkner	Langley	Diff: 4.400 Exec: 8.550 ND: . Final: 12.950 Place: 2	3.200 8.200 0.100 11.500 8	3.300 7.666 . 10.966 6	3.800 8.700 . 12.500 2	47.916 4
5	450	Tiana Dattilo	Omega	Diff: 3.700 Exec: 8.300 ND: . Final: 12.000 Place: 6T	4.200 8.000 . 12.200 4	4.500 7.666 . 12.166 4	3.600 7.266 . 10.866 9	47.232 5
6	448	Chantal Frederick	Langley	Diff: 3.700 Exec: 8.050 ND: . Final: 11.750 Place: 8	3.200 8.500 . 11.700 6	3.300 7.733 . 11.033 5	3.700 8.600 . 12.300 4	46.783 6
7	449	Jenna Mick	Okanagan	Diff: 4.400 Exec: 8.100 ND: . Final: 12.500 Place: 4	3.400 8.166 0.100 11.666 7	3.900 6.966 . 10.866 7	3.600 8.100 . 11.700 6	46.732 7
8	445	Shayla Gifford	Kamloops	Diff: 4.400 Exec: 7.600 ND: . Final: 12.000 Place: 6T	3.900 8.600 . 12.500 1T	3.800 6.133 . 9.933 8	4.200 6.900 . 11.100 8	45.533 8

2012 BC Championships

Meet Results - P4 Tyro

Women

4/13/2012 - 4/15/2012

Rank	Num	Name	Gym						AA
9	443	Madeline Rindahl	Club Aviva	Diff:	3.500	2.300	2.600	3.500	
				Exec:	7.800	6.566	6.966	7.866	
				ND:	
				Final:	<u>11.300</u>	<u>8.866</u>	<u>9.566</u>	<u>11.366</u>	41.098
				Place:	9	9	9	7	9

P4 Novice

Level 4N - All Age Divisions All Sessions Combined

4/13/2012 - 4/15/2012

Rank	Num	Name	Gym	Vault	Bars	Beam	Floor	AA
1	439	Carissa Williams	Twisters	Diff: 4.500 Exec: 8.266 ND: . Final: 12.766 Place: 3	3.400 8.200 . 11.600 8T	4.400 7.850 . 12.250 1	3.900 7.900 . 11.800 8	48.416 1
2	427	Emily Hirst	Flicka	Diff: 3.700 Exec: 8.600 ND: . Final: 12.300 Place: 11T	4.100 8.300 . 12.400 2T	3.300 8.100 . 11.400 2	4.500 7.800 . 12.300 1T	48.400 2
3	434	Jordanne Dunbar	SPLITZ	Diff: 4.400 Exec: 8.566 ND: . Final: 12.966 Place: 2	4.100 8.800 0.100 13.000 1	3.600 6.700 . 10.300 13	3.800 8.300 . 12.100 6	48.366 3
4	428	Claire Jansen	Flicka	Diff: 3.700 Exec: 8.700 ND: . Final: 12.400 Place: 10	3.700 8.600 . 12.300 5	3.900 7.450 . 11.350 3	4.500 7.650 . 12.150 5	48.200 4
5	425	Hayley Baker	Duncan	Diff: 4.500 Exec: 8.666 ND: . Final: 13.166 Place: 1	4.100 7.250 . 11.350 13	4.000 7.250 . 11.250 4T	4.500 7.800 . 12.300 1T	48.066 5
6	424	Kirsten Jewitt	Club Aviva	Diff: 4.400 Exec: 8.266 ND: . Final: 12.666 Place: 5	4.100 7.500 . 11.600 8T	4.500 6.350 . 10.850 11	4.500 7.750 . 12.250 4	47.366 6
7	431	Natalie Louis	Lions Pride	Diff: 3.700 Exec: 8.466 ND: . Final: 12.166 Place: 14	3.600 7.350 . 10.950 15	4.000 7.150 . 11.150 6	4.500 7.800 . 12.300 1T	46.566 7
8	435	Deandra McNaught	SPLITZ	Diff: 4.400 Exec: 8.066 ND: . Final: 12.466 Place: 7	3.500 7.950 . 11.450 10T	3.400 7.850 . 11.250 4T	3.600 7.700 . 11.300 14	46.466 8



P4 Novice

Level 4N - All Age Divisions

All Sessions Combined

4/13/2012 - 4/15/2012

Rank	Num	Name	Gym	Vault	Bars	Beam	Floor	AA
9	441	Justine Robinson	Twisters	Diff: 3.700 Exec: 8.066 ND: . Final: 11.766 Place: 16	4.000 7.450 . 11.450 10T	3.600 7.500 . 11.100 7T	4.500 7.450 . 11.950 7	46.266 9
10	432	Hannah Butcher	Okanagan	Diff: 4.400 Exec: 8.033 ND: . Final: 12.433 Place: 8T	3.700 8.700 . 12.400 2T	4.500 5.900 . 10.400 12	3.800 7.050 . 10.850 16	46.083 10
11	437	Jaelyn Ferrara	TAG	Diff: 4.400 Exec: 8.033 ND: . Final: 12.433 Place: 8T	2.600 8.300 . 10.900 16	3.400 7.650 . 11.050 9T	4.000 7.450 . 11.450 11	45.833 11
12	438	Jazmyn Suelzle	TAG	Diff: 3.700 Exec: 8.533 ND: . Final: 12.233 Place: 13	3.700 8.650 . 12.350 4	4.100 5.500 . 9.600 16	3.800 7.800 . 11.600 10	45.783 12
13	430	Julie Bolko	Key City	Diff: 3.700 Exec: 8.866 ND: . Final: 12.566 Place: 6	2.900 7.450 0.100 10.450 18	3.700 7.400 . 11.100 7T	3.900 7.850 -0.100 11.650 9	45.766 13
14	429	Emma Jordan	Kerrigan	Diff: 4.500 Exec: 8.233 ND: . Final: 12.733 Place: 4	3.200 7.800 . 11.000 14	3.700 6.450 . 10.150 14T	4.100 6.950 . 11.050 15	44.933 14
15	433	Brooke Murray	Okanagan	Diff: 4.400 Exec: 7.233 ND: . Final: 11.633 Place: 17	3.700 8.000 . 11.700 7	3.500 6.650 . 10.150 14T	3.700 7.700 . 11.400 12T	44.883 15
16	436	Jusleen Sangha	Surrey	Diff: 3.700 Exec: 8.400 ND: . Final: 12.100 Place: 15	3.700 7.700 . 11.400 12	3.200 7.850 . 11.050 9T	3.100 6.900 -0.300 9.700 18	44.250 16

P4 Novice

Level 4N - All Age Divisions
All Sessions Combined

4/13/2012 - 4/15/2012

Rank	Num	Name	Gym	Vault	Bars	Beam	Floor	AA
17	440	Ashley Perry	Twisters	Diff: 4.500 Exec: 7.800 ND: _____ Final: <u>12.300</u> Place: 11T	2.600 7.950 _____ <u>10.550</u> 17	3.500 5.900 _____ <u>9.400</u> 17	3.900 7.500 _____ <u>11.400</u> 12T	43.650 17
18	426	Emily Bolink	Falcon	Diff: 3.500 Exec: 8.066 ND: _____ Final: <u>11.566</u> Place: 18	3.700 8.450 0.100 <u>12.250</u> 6	3.800 4.800 0.100 <u>8.700</u> 18	3.600 7.050 _____ <u>10.650</u> 17	43.166 18







2012 BC Championships

Meet Results - P4 Open

Women

4/13/2012 - 4/15/2012





Rank	Num	Name	Gym					AA
1	411	Leanne Perrich	Key City	Diff: 3.700 Exec: 8.500 ND: Final: 12.200 Place: 8T	4.100 8.200 . 12.300 2T	3.800 8.233 . 12.033 4	4.500 8.000 . 12.500 3	49.033 1
2	422	Jaime Clark	Phoenix	Diff: 3.700 Exec: 8.800 ND: Final: 12.500 Place: 5	3.600 8.700 . 12.300 2T	3.100 8.733 . 11.833 6	2.500 8.800 . 11.300 19	47.933 2
3	420	Alanna Jones	Surrey	Diff: 4.400 Exec: 8.350 ND: Final: 12.750 Place: 4	3.500 7.933 . 11.433 9	4.400 6.900 . 11.300 10T	4.400 8.033 . 12.433 4T	47.916 3
4	402	Katie Symonds	Chimo	Diff: 4.500 Exec: 8.400 ND: Final: 12.900 Place: 3	4.000 5.666 . 9.666 22	3.800 8.433 . 12.233 3	4.200 8.633 . 12.833 1	47.632 4
5	413	Cassidy Welch	Langley	Diff: 3.700 Exec: 8.550 ND: Final: 12.250 Place: 7	3.500 6.866 . 10.366 18	3.800 8.533 . 12.333 1	3.900 8.733 . 12.633 2	47.582 5
6	408	Chelsea Bush	Flicka	Diff: 3.700 Exec: 8.300 ND: Final: 12.000 Place: 11	4.000 7.866 . 11.866 5T	3.700 7.600 . 11.300 10T	4.400 7.733 . 12.133 13	47.299 6
7	410	Jayleen Lim	Key City	Diff: 3.700 Exec: 8.500 ND: Final: 12.200 Place: 8T	3.900 7.966 . 11.866 5T	2.800 8.133 . 10.933 13	3.900 8.366 . 12.266 8T	47.265 7
8	404	Sara Marlowe	Delta	Diff: 2.900 Exec: 8.750 ND: 0.100 Final: 11.750 Place: 15T	3.100 7.733 . 10.833 13T	4.200 8.066 . 12.266 2	3.700 8.233 . 11.933 15	46.782 8

2012 BC Championships

Meet Results - P4 Open

Women

4/13/2012 - 4/15/2012





Rank	Num	Name	Gym					AA
9	409	Lauren Wotton	Kamloops	Diff: 3.700 Exec: 8.400 ND: . Final: 12.100 Place: 10	3.700 7.200 . 10.900 12	3.600 7.900 . 11.500 7	3.800 8.366 . 12.166 11T	46.666 9
10	417	Haley Allen	Smithers	Diff: 4.400 Exec: 8.550 ND: . Final: 12.950 Place: 1T	3.500 7.133 . 10.633 16	3.000 7.466 . 10.466 16	4.200 8.100 . 12.300 7	46.349 10
11	407	Gabrielle Janicki	Falcon	Diff: 4.400 Exec: 8.550 ND: . Final: 12.950 Place: 1T	2.900 8.066 . 10.966 11	3.800 6.266 . 10.066 18T	4.300 7.966 . 12.266 8T	46.248 11
12	414	Cassidy Stagg	Nanaimo	Diff: 4.400 Exec: 7.200 ND: . Final: 11.600 Place: 18T	2.300 8.533 . 10.833 13T	3.700 8.300 . 12.000 5	3.700 8.066 . 11.766 16T	46.199 12
13	401	Tiffany Sharkie	Campbell River	Diff: 3.700 Exec: 8.700 ND: . Final: 12.400 Place: 6	3.300 7.366 . 10.666 15	2.900 7.300 . 10.200 17	3.800 8.633 . 12.433 4T	45.699 13
14	412	Madeline Moran	Kitimat	Diff: 2.900 Exec: 8.500 ND: 0.100 Final: 11.500 Place: 20	4.100 7.466 . 11.566 8	3.300 8.166 . 11.466 8	3.200 7.900 . 11.100 21	45.632 14
15	419	Bridget Hastings	Surrey	Diff: 4.400 Exec: 7.350 ND: . Final: 11.750 Place: 15T	3.700 8.700 . 12.400 1	2.900 7.100 . 10.000 20	3.800 7.433 . 11.233 20	45.383 15
16	403	Kaitlyn Buhler	Delta	Diff: 3.700 Exec: 8.250 ND: . Final: 11.950 Place: 12	2.300 8.133 . 10.433 17	3.500 7.333 . 10.833 14	3.800 8.200 . 12.000 14	45.216 16

2012 BC Championships

Meet Results - P4 Open

Women

4/13/2012 - 4/15/2012

Rank	Num	Name	Gym					AA
17	406	Maria Starko	Delta	Diff: 3.700 Exec: 8.000 ND: . Final: 11.700 Place: 17	2.200 7.666 . 9.866 20T	2.900 8.200 . 11.100 12	3.700 8.500 . 12.200 10	44.866 17
18	607	Avery Valerio	Nanaimo	Diff: 4.400 Exec: 6.900 ND: . Final: 11.300 Place: 21	2.400 7.466 . 9.866 20T	3.600 7.833 . 11.433 9	3.600 8.566 . 12.166 11T	44.765 18
19	418	Ali Smaha-Muir	Smithers	Diff: 3.700 Exec: 8.200 ND: . Final: 11.900 Place: 13	3.200 7.866 . 11.066 10	3.200 6.733 . 9.933 21	3.900 7.966 -0.100 11.766 16T	44.665 19
20	423	Joanna Wong	Wings	Diff: 3.500 Exec: 8.350 ND: . Final: 11.850 Place: 14	3.100 8.533 . 11.633 7	2.800 7.266 . 10.066 18T	2.800 7.833 . 10.633 23	44.182 20
21	415	Brianna Owen	North Peace	Diff: 4.500 Exec: 7.100 ND: . Final: 11.600 Place: 18T	3.500 6.133 . 9.633 23	2.900 7.900 . 10.800 15	4.000 7.733 . 11.733 18	43.766 21
22	421	Shiyun Lum	TAG	Diff: 2.900 Exec: 8.050 ND: . Final: 10.950 Place: 23	3.900 8.000 . 11.900 4	2.900 5.000 . 7.900 23	4.200 8.133 . 12.333 6	43.083 22
23	405	Zoe Sarafis	Delta	Diff: 2.900 Exec: 8.250 ND: . Final: 11.150 Place: 22	3.700 6.466 . 10.166 19	2.500 7.033 . 9.533 22	2.700 8.000 . 10.700 22	41.549 23

P5 Tyro

Level 5T - All Age Divisions
All Sessions Combined

4/13/2012 - 4/15/2012





Rank	Num	Name	Gym	Vault	Bars	Beam	Floor	AA
1	397	Jessie Moody	Phoenix	Diff: 4.500 Exec: 8.833 ND: Final: 13.333 Place: 2	3.100 8.600	5.100 9.000	4.500 8.150	51.783 1
2	394	Madelyn McPhee	TAG	Diff: 4.500 Exec: 8.866 ND: Final: 13.366 Place: 1	2.800 8.850	5.000 6.700	5.000 8.050	49.766 2
3	399	Claire Posno	Phoenix	Diff: 4.500 Exec: 8.633 ND: Final: 13.133 Place: 4	2.900 8.100	5.100 7.800	4.500 8.150 -0.300	49.383 3
4	392	Abigail Strand	Langley	Diff: 3.600 Exec: 8.333 ND: Final: 11.933 Place: 6	3.400 7.350	5.100 7.250 0.000	5.200 8.100	48.333 4
5	396	Emily Moorthy	Twisters	Diff: 4.700 Exec: 8.233 ND: Final: 12.933 Place: 5	4.000 7.500	4.200 7.600	4.500 7.050	47.783 5
6	393	Grace Allen	Smithers	Diff: 4.500 Exec: 8.800 ND: Final: 13.300 Place: 3	3.800 8.050	3.800 6.350	4.900 6.700	46.900 6
7	398	Georgia Posno	Phoenix	Diff: 2.800 Exec: 8.666 ND: Final: 11.466 Place: 7	2.000 7.900	3.900 7.700	4.000 8.300	45.266 7

2012 BC Championships Sunday

Meet Results - P5 Novice

Women

4/13/2012 - 4/15/2012





Rank	Num	Name	Gym					AA
1	384	Briann Henshaw	Flicka	Diff: 4.700 Exec: 8.600 ND: . Final: 13.300 Place: 2	3.800 7.700 . 11.500 4	6.000 8.050 . 14.050 1	6.000 7.800 . 13.800 1	52.650 1
2	391	Atzin San Roman	Phoenix	Diff: 4.700 Exec: 9.050 ND: . Final: 13.750 Place: 1	3.800 7.850 . 11.650 3	4.400 8.700 . 13.100 3	4.800 7.900 . 12.700 5	51.200 2
3	389	Shayla Ogloff	Langley	Diff: 4.500 Exec: 7.950 ND: . Final: 12.450 Place: 5T	4.000 7.800 . 11.800 2	5.800 7.500 . 13.300 2	4.700 7.800 . 12.500 7T	50.050 3
4	385	Madisen Whelband	Flip City	Diff: 4.500 Exec: 8.350 ND: . Final: 12.850 Place: 4	2.800 8.300 . 11.100 5	5.400 7.350 . 12.750 4	4.700 8.450 . 13.150 2T	49.850 4
5	390	Tianna Bobariu	Richmond	Diff: 4.500 Exec: 7.900 ND: . Final: 12.400 Place: 7	2.200 7.450 . 9.650 9	4.000 8.350 0.100 12.450 5	4.500 8.300 . 12.800 4	47.300 5
6	386	Kassia Gifford	Kamloops	Diff: 4.700 Exec: 8.200 ND: . Final: 12.900 Place: 3	2.800 8.100 . 10.900 6	4.200 6.500 . 10.700 7T	4.700 7.800 . 12.500 7T	47.000 6
7	378	Bria Henderson	Club Aviva	Diff: 4.300 Exec: 7.550 ND: . Final: 11.850 Place: 9	5.000 7.600 . 12.600 1	3.700 6.200 . 9.900 10	5.000 7.600 . 12.600 6	46.950 7
8	383	Krista Henshaw	Flicka	Diff: 3.300 Exec: 7.900 ND: . Final: 11.200 Place: 10	2.800 7.000 . 9.800 8	5.300 6.600 . 11.900 6	5.000 8.150 . 13.150 2T	46.050 8

2012 BC Championships Sunday

Meet Results - P5 Novice

Women

4/13/2012 - 4/15/2012





Rank	Num	Name	Gym					AA
9	382	Joanna Coons	Flicka	Diff: 3.600 Exec: 8.450 ND: . Final: 12.050 Place: 8	3.400 7.000 . 10.400 7	3.900 6.200 . 10.100 9	4.500 7.600 . 12.100 9	44.650 9
10	379	Candice Kerr	Club Aviva	Diff: 4.500 Exec: 7.950 ND: . Final: 12.450 Place: 5T	3.300 6.000 . 9.300 10	4.700 6.000 . 10.700 7T	4.200 7.600 . 11.800 10	44.250 10

2012 BC Championships Sunday

Meet Results - P5 Open

Women

4/13/2012 - 4/15/2012





Rank	Num	Name	Gym					AA
1	373	Hailee Vankoughnett	Richmond	Diff: 4.700 Exec: 8.150 ND: . Final: 12.850 Place: 9	3.800 8.700 . 12.500 2	5.500 7.950 . 13.450 1	5.000 8.200 . 13.200 2	52.000 1
2	367	Ayla Marji	Flicka	Diff: 4.700 Exec: 8.800 ND: . Final: 13.500 Place: 1	3.500 7.750 . 11.250 7	5.100 7.550 0.100 12.750 3	5.600 7.750 . 13.350 1	50.850 2
3	377	Christina Marr	Phoenix	Diff: 4.500 Exec: 8.750 ND: . Final: 13.250 Place: 4	2.700 8.850 . 11.550 5T	4.500 8.650 . 13.150 2	3.900 8.250 . 12.150 9	50.100 3
4	375	Kristen Ho	Phoenix	Diff: 4.500 Exec: 8.200 ND: . Final: 12.700 Place: 10	4.800 8.050 . 12.850 1	5.200 6.100 . 11.300 8	5.400 7.450 . 12.850 4	49.700 4
5	370	Brianne Kerr	Lions Pride	Diff: 4.500 Exec: 8.600 ND: . Final: 13.100 Place: 6	5.400 6.450 . 11.850 4	3.800 7.200 . 11.000 9	4.800 7.950 . 12.750 5	48.700 5
6	365	Briana Dallinger	Falcon	Diff: 4.500 Exec: 8.400 ND: . Final: 12.900 Place: 8	3.800 7.750 . 11.550 5T	4.500 7.150 . 11.650 5	5.300 7.250 . 12.550 6	48.650 6
7	376	Shannon Lee	Phoenix	Diff: 5.000 Exec: 8.200 ND: . Final: 13.200 Place: 5	3.300 8.900 . 12.200 3	4.000 6.400 . 10.400 10	4.500 8.000 . 12.500 7	48.300 7
8	371	Lina Goto	Prince George	Diff: 4.700 Exec: 8.600 ND: . Final: 13.300 Place: 2T	3.500 6.400 . 9.900 12	5.100 7.100 0.100 12.300 4	4.400 7.850 . 12.250 8	47.750 8

2012 BC Championships Sunday

Meet Results - P5 Open

Women





4/13/2012 - 4/15/2012

Rank	Num	Name	Gym					AA
9	369	Nicola Horwood	Lions Pride	Diff: 4.500 Exec: 8.800 ND: . Final: 13.300 Place: 2T	3.500 6.500 . 10.000 11	4.200 5.950 . 10.150 11	4.600 8.350 . 12.950 3	46.400 9
10	374	Stephanie Bandstra	Smithers	Diff: 4.500 Exec: 8.450 ND: . Final: 12.950 Place: 7	3.200 7.350 . 10.550 8	4.400 7.150 . 11.550 6	3.500 7.650 . 11.150 11	46.200 10
11	366	Talia Goodyear	Falcon	Diff: 4.700 Exec: 7.950 ND: . Final: 12.650 Place: 11T	3.800 6.250 . 10.050 10	5.100 6.400 . 11.500 7	4.600 5.400 . 10.000 12	44.200 11
12	361	Annabel Rawson	Club Aviva	Diff: 4.500 Exec: 8.150 ND: . Final: 12.650 Place: 11T	3.200 5.950 . 9.150 13	3.400 6.600 . 10.000 12	3.900 7.650 . 11.550 10	43.350 12
13	362	Mikaela Noble	Delta	Diff: 3.600 Exec: 8.000 ND: . Final: 11.600 Place: 13	2.800 7.300 . 10.100 9	0.000 0.000 . 0.000 13	0.000 0.000 . 0.000 13	21.700 13

2012 BC Championships

Gymstart 4 Endeavour Women

4/13/2012 - 4/15/2012





Rank	Num	Name	Gym						AA
1	352	Rhianne Eder	Club Aviva	Diff: 5.000 Exec: 8.700 ND: . Final: <u>13.700</u> Place: 1	5.000 8.900 . <u>13.900</u> 1	5.000 8.300 . <u>12.900</u> 1	4.600 7.950 . <u>12.950</u> 2	5.000 7.950 . <u>12.950</u> 2	53.450 1
2	357	Danica Sukunda	Club Aviva	Diff: 5.000 Exec: 8.250 ND: . Final: <u>13.250</u> Place: 3T	5.000 8.750 . <u>13.750</u> 2	5.000 6.700 . <u>11.500</u> 4	4.800 8.150 . <u>13.150</u> 1	5.000 8.150 . <u>13.150</u> 1	51.650 2
3	353	Ashley Fitzpatrick	Club Aviva	Diff: 5.000 Exec: 8.250 ND: . Final: <u>13.250</u> Place: 3T	4.500 8.400 . <u>12.900</u> 4	4.600 8.050 . <u>12.650</u> 3	4.500 7.650 . <u>12.150</u> 7	4.500 7.650 . <u>12.150</u> 7	50.950 3
4	354	Jayd Gorsic	Club Aviva	Diff: 5.000 Exec: 8.150 ND: . Final: <u>13.150</u> Place: 6	3.800 7.600 . <u>11.400</u> 6	4.100 8.650 . <u>12.750</u> 2	5.000 7.600 . <u>12.600</u> 3	5.000 7.600 . <u>12.600</u> 3	49.900 4
5	356	Gabriela Morgensztern	Club Aviva	Diff: 5.000 Exec: 8.650 ND: . Final: <u>13.650</u> Place: 2	4.100 8.300 . <u>12.400</u> 5	4.300 6.900 . <u>11.200</u> 6	5.000 7.550 . <u>12.550</u> 4	5.000 7.550 . <u>12.550</u> 4	49.800 5
6	355	Krista MacGregor	Club Aviva	Diff: 5.000 Exec: 8.300 ND: . Final: <u>13.300</u> Place: 3T	4.500 8.700 . <u>13.200</u> 3	4.600 6.850 . <u>11.450</u> 5	3.500 7.150 . <u>10.650</u> 8	3.500 7.150 . <u>10.650</u> 8	48.600 6
7	359	Abigail Stavast	Smithers	Diff: 5.000 Exec: 7.750 ND: . Final: <u>12.750</u> Place: 7	2.800 7.500 . <u>10.300</u> 7	2.800 7.450 . <u>10.250</u> 8	5.000 7.450 . <u>12.450</u> 5T	5.000 7.450 . <u>12.450</u> 5T	45.750 7
8	358	Tara Kerr	Smithers	Diff: 5.000 Exec: 7.500 ND: . Final: <u>12.500</u> Place: 8	1.500 8.350 . <u>9.850</u> 8	3.300 7.600 . <u>10.900</u> 7	5.000 7.450 . <u>12.450</u> 5T	5.000 7.450 . <u>12.450</u> 5T	45.700 8

2012 BC Championships

Gymstart 5 Endeavour

Women





4/13/2012 - 4/15/2012

Rank	Num	Name	Gym					AA
1	360	Nadia Wesley	Smithers	Diff: 5.000	3.500	3.000	5.000	
				Exec: 4.300	6.700	4.950	7.500	
				ND:	
				Final: <u>9.300</u>	<u>10.200</u>	<u>7.950</u>	<u>12.500</u>	39.950
				Place: 1	1	1	1	1

2012 BC Championships

Pre Novice Aspire Women





4/13/2012 - 4/15/2012

Rank	Num	Name	Gym					AA
1	339	Ilka Juk	Omega	Diff: 4.000 Exec: 7.750 ND: . Final: 11.750 Place: 2*	4.000 9.100 0.100 13.200 4T	3.750 9.350 . 13.100 1	4.000 8.850 . 12.850 1	50.900 1
2	340	Tatum Oyama	Omega	Diff: 4.000 Exec: 8.350 ND: . Final: 12.350 Place: 1	4.000 9.300 . 13.300 2	3.500 8.700 . 12.200 4	4.000 8.600 . 12.600 2	50.450 2
3	336	Madisen Bedard	Flicka	Diff: 4.000 Exec: 7.750 ND: . Final: 11.750 Place: 2*	4.000 9.100 0.100 13.200 4T	3.750 8.400 . 12.150 5	3.750 8.650 . 12.400 3T	49.500 3
4	342	Cathy Zhong	Omega	Diff: 4.000 Exec: 7.200 ND: . Final: 11.200 Place: 6	4.000 9.250 . 13.250 3	3.750 9.100 . 12.850 2	4.000 8.050 . 12.050 6	49.350 4
5	341	Shayla Symes	Omega	Diff: 4.000 Exec: 7.000 ND: . Final: 11.000 Place: 7	4.000 9.350 . 13.350 1	3.250 8.700 . 11.950 6	3.750 8.500 . 12.250 5	48.550 5
6	337	Jaime Fourchalk	Flicka	Diff: 4.000 Exec: 7.450 ND: . Final: 11.450 Place: 5	4.000 8.800 . 12.800 8	3.500 8.950 . 12.450 3	3.750 8.050 . 11.800 8	48.500 6
7	338	Emily Matthew	Kamloops	Diff: 4.000 Exec: 6.650 ND: . Final: 10.650 Place: 8	4.000 9.150 . 13.150 6	3.250 8.300 . 11.550 7	3.750 8.200 . 11.950 7	47.300 7
8	343	Alia Wilson	Prince George	Diff: 4.000 Exec: 7.650 ND: . Final: 11.650 Place: 4	4.000 8.950 . 12.950 7	3.500 5.800 . 9.300 8	3.750 8.650 . 12.400 3T	46.300 8

2012 BC Championships

Pre Novice Elite Women





4/13/2012 - 4/15/2012

Rank	Num	Name	Gym					AA
1	350	Sophia Ogburn	Omega	Diff: 6.000 Exec: 6.950 ND: . Final: 12.950 Place: 2	7.000 8.150 0.100 15.250 1	7.000 8.900 . 15.900 1	6.500 7.900 . 14.400 5	58.500 1
2	346	Ashley Obsieger	Flicka	Diff: 6.000 Exec: 6.900 ND: . Final: 12.900 Place: 3*	6.000 8.200 . 14.200 5	7.000 8.150 . 15.150 2	6.500 8.200 . 14.700 3	56.950 2
3	351	Oana Padurean	Omega	Diff: 6.000 Exec: 6.400 ND: . Final: 12.400 Place: 7	5.500 9.050 0.100 14.650 2	5.500 9.050 . 14.550 4	6.500 8.500 . 15.000 1	56.600 3
4	347	Sabrina Tsumura	Flicka	Diff: 6.000 Exec: 6.500 ND: . Final: 12.500 Place: 6	5.500 8.800 . 14.300 4	6.500 8.100 . 14.600 3	6.500 8.050 . 14.550 4	55.950 4
5	349	Grace Noble	Omega	Diff: 6.000 Exec: 6.900 ND: . Final: 12.900 Place: 3*	5.500 8.850 . 14.350 3	6.000 7.750 . 13.750 5	6.500 8.350 . 14.850 2	55.850 5
6	348	Jennaya Motokado	Kamloops	Diff: 6.000 Exec: 7.000 ND: . Final: 13.000 Place: 1	4.500 6.950 . 11.450 7	5.500 6.900 . 12.400 7	6.000 8.100 . 14.100 6	50.950 6
7	345	Lauren Wang	Club Aviva	Diff: 6.000 Exec: 6.600 ND: . Final: 12.600 Place: 5	5.500 6.650 . 12.150 6	5.500 7.450 . 12.950 6	5.500 7.600 . 13.100 7	50.800 7
8	344	Allison Beyer	Club Aviva	Diff: 0.000 Exec: 0.000 ND: . Final: 0.000 Place: 8	0.000 0.000 . 0.000 8	0.000 0.000 . 0.000 8	0.000 0.000 . 0.000 8	0.000 8

2012 BC Championships

National Novice Women





4/13/2012 - 4/15/2012

Rank	Num	Name	Gym						AA
1	333	Samantha Joo	Omega	Diff: 4.400	4.400	4.400	6.600	5.900	
				Exec: 8.700	8.000	8.000	7.550	8.350	
				ND:	
				Final: 13.100	12.400	14.150	14.250	53.900	
				Place: 3	3	1	1	1	
2	335	Angel Zhong	Omega	Diff: 5.000	4.700	4.700	6.800	5.200	
				Exec: 8.450	7.750	7.750	6.700	8.350	
				ND: 0.500	
				Final: 13.950	12.450	13.500	13.550	53.450	
				Place: 1	1T	3	2	2	
3	334	Seina Murase-Cho	Omega	Diff: 4.000	4.500	4.500	5.900	5.100	
				Exec: 8.650	7.950	7.950	7.100	8.050	
				ND: 0.600	
				Final: 13.250	12.450	13.000	13.150	51.850	
				Place: 2	1T	4	3	3	
4	332	Haley De Jong	Omega	Diff: 4.000	4.500	4.500	6.100	4.700	
				Exec: 7.350	7.450	7.450	7.700	8.250	
				ND: 0.300	
				Final: 11.650	11.950	13.800	12.950	50.350	
				Place: 6	4	2	4	4	
5	330	Emily Mould	Nanaimo	Diff: 3.800	1.300	1.300	4.500	3.500	
				Exec: 8.450	5.650	5.650	6.450	8.200	
				ND: .	-4.000	.	.	.	
				Final: 12.250	2.950	10.950	11.700	37.850	
				Place: 5	5	6	5T	5	
6	329	Amanda Neidig	Langley	Diff: 4.000	0.000	0.000	4.600	3.500	
				Exec: 8.350	0.000	0.000	7.350	8.200	
				ND:	
				Final: 12.350	0.000	11.950	11.700	36.000	
				Place: 4	6	5	5T	6	

2012 BC Championships

National Open Women





4/13/2012 - 4/15/2012

Rank	Num	Name	Gym						AA
1	314	Taylor Oakley	Flicka	Diff: 4.400	4.300	5.500	5.300		
				Exec: 8.550	7.800	7.650	7.800		
				ND:		
				Final: 12.950	12.100	13.150	13.100		51.300
				Place: 7T	4	1	3		1
2	300	Jennifer Chew	Flicka	Diff: 4.600	5.500	5.200	5.500		
				Exec: 9.100	7.750	6.100	7.500		
				ND:		
				Final: 13.700	13.250	11.300	13.000		51.250
				Place: 2	1	12	4		2
3	313	Tamara Kuno	Flicka	Diff: 4.400	4.500	5.500	4.000		
				Exec: 8.600	7.650	7.300	7.800		
				ND:		
				Final: 13.000	12.150	12.800	11.800		49.750
				Place: 6	3	3	7T		3
4	319	Maya Rahn	Lions Pride	Diff: 5.000	4.000	4.700	5.000		
				Exec: 8.750	7.150	7.150	7.950		
				ND: .	.	-0.100	-0.100		
				Final: 13.750	11.150	11.750	12.850		49.500
				Place: 1	6	8	5		4
5T	328	Itzia San Roman	Phoenix	Diff: 4.400	4.000	5.200	5.400		
				Exec: 7.800	6.800	7.650	8.000		
				ND:		
				Final: 12.200	10.800	12.850	13.400		49.250
				Place: 13	7	2	1		5T
5T	324	Sofia Savkovic	Surrey	Diff: 4.600	4.400	5.800	4.900		
				Exec: 8.450	8.250	6.100	6.750		
				ND:		
				Final: 13.050	12.650	11.900	11.650		49.250
				Place: 5	2	7	9		5T
7	326	Marquita Morison	Twisters	Diff: 4.400	3.300	5.100	5.200		
				Exec: 8.350	7.350	7.450	6.500		
				ND: .	.	.	-0.100		
				Final: 12.750	10.650	12.550	11.600		47.550
				Place: 9	8	4	10		7
8	317	Kylie Macklin	Langley	Diff: 4.400	2.200	3.900	4.300		
				Exec: 8.850	8.300	7.750	7.500		
				ND:		
				Final: 13.250	10.500	11.650	11.800		47.200
				Place: 3	9	9T	7T		8

2012 BC Championships

National Open Women





4/13/2012 - 4/15/2012

Rank	Num	Name	Gym					AA
9	327	Ashlynn Skulstad	Twisters	Diff: 4.400 Exec: 8.800 ND: . Final: 13.200 Place: 4	2.700 5.650 . 8.350 15	5.200 6.450 . 11.650 9T	5.200 8.100 . 13.300 2	46.500 9
10	316	Stephanie Bedry	Langley	Diff: 4.200 Exec: 8.250 ND: . Final: 12.450 Place: 10	3.200 7.200 . 10.400 11	4.500 7.600 . 12.100 5	4.200 7.100 -0.100 11.200 11T	46.150 10
11	325	Andry Friesen	Twisters	Diff: 4.400 Exec: 8.550 ND: . Final: 12.950 Place: 7T	3.700 6.450 . 10.150 12	4.500 6.300 . 10.800 14	3.700 7.500 . 11.200 11T	45.100 11
12	321	Lindy Drope	Okanagan	Diff: 4.400 Exec: 7.100 ND: . Final: 11.500 Place: 14	3.100 6.050 . 9.150 13	4.400 6.700 . 11.100 13	4.500 7.400 . 11.900 6	43.650 12
13	322	Alison Watters	Okanagan	Diff: 4.200 Exec: 8.100 ND: . Final: 12.300 Place: 12	2.400 8.050 . 10.450 10	3.900 6.850 . 10.750 15	3.900 6.500 -0.300 10.100 14	43.600 13
14	320	Maya Asselin-Debelic	Nanaimo	Diff: 4.200 Exec: 8.150 ND: . Final: 12.350 Place: 11	2.200 6.900 . 9.100 14	3.800 7.850 . 11.650 9T	4.200 6.100 . 10.300 13	43.400 14
15	315	Emily Schultz	Kamloops	Diff: 0.000 Exec: 0.000 ND: . Final: 0.000 Place: 15	4.900 6.650 . 11.550 5	3.800 8.250 . 12.050 6 15	23.600 15

2012 BC Championships

HP Junior Women





4/13/2012 - 4/15/2012

Rank	Num	Name	Gym						AA
1	308	Shallon Olsen	Omega	Diff: 6.800	6.300	6.900	6.400		
				Exec: 8.800	8.200	8.200	7.050		
				ND:		
				Final: 15.600	14.500	15.100	13.450		58.650
				Place: 1	1	1	3		1
2	306	Clair Kaji	Flicka	Diff: 4.400	4.200	5.300	5.200		
				Exec: 8.850	8.600	7.950	8.050		
				ND:		
				Final: 13.250	12.800	13.250	13.250		52.550
				Place: 4	2	2	4		2
3	307	Makinli Handley	Okanagan	Diff: 5.100	3.400	6.100	5.600		
				Exec: 8.600	7.050	5.850	8.000		
				ND:		
				Final: 13.700	10.450	11.950	13.600		49.700
				Place: 2	4	4	2		3
4	309	Taylor Chan	TAG	Diff: 4.400	2.900	4.900	5.700		
				Exec: 8.950	7.000	7.200	8.050		
				ND:		
				Final: 13.350	9.900	12.100	13.750		49.100
				Place: 3	5	3	1		4
5	310	Nicole Chow	TAG	Diff: 4.400	4.000	5.300	5.300		
				Exec: 8.300	7.800	6.450	6.450		
				ND: .	.	.	-0.100		
				Final: 12.700	11.800	11.750	11.650		47.900
				Place: 5	3	5	5		5

2012 BC Championships

HP Senior Women

4/13/2012 - 4/15/2012

Rank	Num	Name	Gym					AA
1	302	Taylor Ricci	Flicka	Diff: 5.000 Exec: 8.750 ND: . Final: 13.750 Place: 2	5.500 6.900 . 12.400 3	5.400 8.300 . 13.700 1	5.500 8.250 . 13.750 1	53.600 1
2	301	Laura-Ann Chong	Flicka	Diff: 4.600 Exec: 8.750 ND: . Final: 13.350 Place: 4	5.200 8.800 . 14.000 1	5.200 8.350 . 13.550 2	5.000 7.300 -0.300 12.000 3	52.900 2
3	304	Briannah Tsang	Flicka	Diff: 5.800 Exec: 8.450 ND: . Final: 14.250 Place: 1	4.600 7.300 . 11.900 4	5.100 8.100 . 13.200 3	5.200 7.350 . 12.550 2	51.900 3
4	305	Shae Zamardi	Flicka	Diff: 5.000 Exec: 8.600 ND: . Final: 13.600 Place: 3	5.500 7.250 . 12.750 2	4.900 7.000 . 11.900 4	5.000 7.100 -0.300 11.800 4	50.050 4