

DMT Mens Novice 11-14 Finals
2012 TG BC CHAMPIONSHIPS
Kamloops March 16-18, 2012

Rank	Name/Club	Prelims	E1	E2	E3	E4	E5	Score	DD	Pen	Total	Total
1.	BLAIS, Ben	<hr/>										
	SHASTA TRAMPOLINE											
		Q	9.3	9.4	9.4	9.5	9.3	28.100	4.4		32.500	64.100
		Q	9.2	9.3	9.5	9.4	9.3	28.000	3.6		31.600	
		F	9.5	9.4	9.5	9.5	9.5	28.500	4.3		32.800	128.500
		F	9.6	9.5	9.5	9.6	9.7	28.700	2.9		31.600	
2.	DOHERTY, Li am											
	SHASTA TRAMPOLINE											
		Q	9.5	9.4	9.5	9.5	9.6	28.500	3.0		31.500	62.600
		Q	9.1	9.3	9.5	9.2	9.3	27.800	3.3		31.100	
		F	9.4	9.4	9.3	9.3	9.4	28.100	3.2		31.300	125.100
		F	9.4	9.4	9.3	9.3	9.4	28.100	3.1		31.200	
3.	BLAIS, Duncan											
	SHASTA TRAMPOLINE											
		Q	9.5	9.6	9.6	9.4	9.4	28.500	2.2		30.700	61.600
		Q	9.6	9.6	9.6	9.6	9.6	28.800	2.1		30.900	
		F	9.3	9.2	9.4	9.4	9.3	28.000	2.7		30.700	121.800
		F	9.0	9.0	9.0	9.0	8.9	27.000	2.5		29.500	
4.	HUMBERSTONE, Joey											
	FLIP CITY											
		Q	8.9	8.8	8.9	8.8	8.8	26.500	2.7		29.200	59.700
		Q	9.1	9.0	9.2	9.0	9.0	27.100	3.4		30.500	
		F	9.1	9.0	9.1	9.0	9.0	27.100	2.2		29.300	118.400
		F	8.7	8.6	8.7	8.7	8.8	26.100	3.3		29.400	

DMT Mens Novice 15+ Finals
2012 TG BC CHAMPIONSHIPS
Kamloops March 16-18, 2012

Rank	Name/Club	Prelims	E1	E2	E3	E4	E5	Score	DD	Pen	Total	Total
1.	EDWARDS, Tyler	<hr/>										
	SHASTA TRAMPOLINE											
		Q	9.3	9.2	9.2	9.3	9.2	27.700	3.7		31.400	63.100
		Q	9.2	9.4	9.4	9.4	9.3	28.100	3.6		31.700	
		F	9.3	9.3	9.4	9.3	9.6	28.000	3.3		31.300	126.000
		F	9.4	9.3	9.4	9.4	9.6	28.200	3.4		31.600	
2.	MAXIM, Jacob											
	FLIP CITY											
		Q	9.1	8.9	9.0	9.2	8.8	27.000	3.4		30.400	60.600
		Q	9.1	9.1	9.1	9.2	9.1	27.300	2.9		30.200	
		F	8.5	8.5	8.4	8.5	8.6	25.500	1.3		26.800	117.200
		F	9.0	9.0	9.1	9.1	9.0	27.100	2.7		29.800	
3.	KHALIFA, Jared (aa)											
	TAG SPORT CENTRE											
		Q	9.2	9.4	9.2	9.3	9.2	27.700	3.6		31.300	63.200
		Q	9.5	9.5	9.4	9.6	9.3	28.400	3.5		31.900	
		F	6.7	6.7	6.7	6.8	6.8	20.200	0.7		20.900	115.100
		F	9.2	9.1	9.2	9.2	9.3	27.600	3.4		31.000	
4.	WILMSHURST, Jordan											
	SHASTA TRAMPOLINE											
		Q	9.1	9.1	9.2	9.2	9.2	27.500	3.4		30.900	58.400
		Q	8.6	8.5	8.5	8.6	8.6	25.700	1.8		27.500	
		F	8.5	8.4	8.5	8.5	8.5	25.500	2.9		28.400	114.500
		F	8.3	8.5	8.4	8.3	8.3	25.000	2.7		27.700	
5.	WILLIAMS, Colin											
	SHASTA TRAMPOLINE											
		Q	8.3	8.3	8.2	8.2	8.1	24.700	2.7		27.400	27.400
		Q	0.0	0.0	0.0	0.0	0.0	0.000	0.0		0.000	
		F	9.2	9.2	9.2	9.3	9.3	27.700	3.0		30.700	89.100
		F	9.3	9.1	9.3	9.1	9.3	27.700	3.3		31.000	

DMT Mens Novice 15+ Finals
 2012 TG BC CHAMPIONSHIPS
 Kamloops March 16-18, 2012

Rank	Name/Club	Prelims	E1	E2	E3	E4	E5	Score	DD	Pen	Total	Total
6.	TOMALTY, Brock FLIP CITY											
		Q	0.0	0.0	0.0	0.0	0.0	0.000	0.0		0.000	0.000
		Q	0.0	0.0	0.0	0.0	0.0	0.000	0.0		0.000	
		F	0.0	0.0	0.0	0.0	0.0	0.000	0.0		0.000	0.000
		F	0.0	0.0	0.0	0.0	0.0	0.000	0.0		0.000	
6.	EDEN, Richard REVELSTOKE ACROBATS											
		Q	0.0	0.0	0.0	0.0	0.0	0.000	0.0		0.000	0.000
		Q	0.0	0.0	0.0	0.0	0.0	0.000	0.0		0.000	
		F	0.0	0.0	0.0	0.0	0.0	0.000	0.0		0.000	0.000
		F	0.0	0.0	0.0	0.0	0.0	0.000	0.0		0.000	

DMT Mens Open Finals
2012 TG BC CHAMPIONSHIPS
Kamloops March 16-18, 2012

Rank	Name/Club	Prelims	E1	E2	E3	E4	E5	Score	DD	Pen	Total	Total
1.	ROWDEN, John (aa)											
	TAG SPORT CENTRE											
		Q	9.0	9.0	9.2	9.1	9.1	27.200	3.5		30.700	63.000
		Q	9.0	9.0	9.1	9.1	9.0	27.100	5.2		32.300	
		F	9.2	9.1	9.4	9.4	9.6	28.000	4.3		32.300	127.300
		F	9.2	9.2	9.2	9.2	9.3	27.600	4.4		32.000	
2.	DOHERTY, Connor											
	SHASTA TRAMPOLINE											
		Q	8.8	8.8	8.9	8.9	8.7	26.500	5.2		31.700	64.200
		Q	9.1	9.1	9.1	9.1	9.0	27.300	5.2		32.500	
		F	0.0	0.0	0.0	0.0	0.0	0.000	0.0		0.000	92.800
		F	8.5	8.3	8.4	8.5	8.4	25.300	3.3		28.600	
3.	KNOTT, Lucas											
	FLIP CITY											
		Q	0.0	0.0	0.0	0.0	0.0	0.000	0.0		0.000	0.000
		Q	0.0	0.0	0.0	0.0	0.0	0.000	0.0		0.000	
		F	0.0	0.0	0.0	0.0	0.0	0.000	0.0		0.000	0.000
		F	0.0	0.0	0.0	0.0	0.0	0.000	0.0		0.000	

DMT Mens Senior Finals
 2012 TG BC CHAMPIONSHIPS
 Kamloops March 16-18, 2012

Rank	Name/Club	Prelims	E1	E2	E3	E4	E5	Score	DD	Pen	Total	Total
1.	FRIESEN, Luke											
	OGC											
		Q	9.5	9.3	9.3	9.4	9.5	28.200	6.0		34.200	67.900
		Q	8.8	8.7	8.7	9.0	9.0	26.500	7.2		33.700	
		F	9.1	9.1	8.9	9.1	8.9	27.100	6.8		33.900	101.800
		F	0.0	0.0	0.0	0.0	0.0	0.000	0.0		0.000	

DMT Mens Youth Finals
2012 TG BC CHAMPIONSHIPS
Kamloops March 16-18, 2012

Rank	Name/Club	Prelims	E1	E2	E3	E4	E5	Score	DD	Pen	Total	Total
1.	BLODOV, Matthew											
	SHASTA TRAMPOLINE											
		Q	9.1	9.2	9.3	9.2	9.3	27.700	4.8		32.500	64.400
		Q	9.0	9.1	9.0	9.0	9.1	27.100	4.8		31.900	
		F	8.7	8.7	8.8	8.8	8.8	26.300	4.4		30.700	127.100
		F	9.5	9.6	9.5	9.5	9.4	28.500	3.5		32.000	
2.	QUINLAN, Cameron											
	SHASTA TRAMPOLINE											
		Q	9.0	9.0	9.2	9.1	9.0	27.100	5.2		32.300	63.500
		Q	8.8	8.6	8.7	8.6	8.7	26.000	5.2		31.200	
		F	8.7	8.8	8.7	8.8	8.7	26.200	4.4		30.600	126.100
		F	9.2	9.1	9.2	9.2	9.4	27.600	4.4		32.000	
3.	ARMSTRONG, Douglas											
	FLIP CITY											
		Q	8.4	8.4	8.7	8.7	8.6	25.700	5.6		31.300	53.800
		Q	6.6	6.6	6.5	6.6	6.5	19.700	2.8		22.500	
		F	0.0	0.0	0.0	0.0	0.0	0.000	0.0		0.000	53.800
		F	0.0	0.0	0.0	0.0	0.0	0.000	0.0		0.000	

DMT Mens Provincial B Finals
2012 TG BC CHAMPIONSHIPS
Kamloops March 16-18, 2012

Rank	Name/Club	Prelims	E1	E2	E3	E4	E5	Score	DD	Pen	Total	Total
1.	MAHONEY, Archie	<hr/>										
	WHISTLER GYMNASTICS											
		Q	9.4	9.5	9.4	9.4	9.4	28.200	1.2		29.400	58.800
		Q	9.4	9.5	9.3	9.4	9.4	28.200	1.2		29.400	
		F	9.4	9.3	9.4	9.4	9.3	28.100	1.2		29.300	117.800
		F	9.4	9.5	9.4	9.5	9.5	28.400	1.3		29.700	
2.	HUTCHINS, Zachary											
	SHASTA TRAMPOLINE											
		Q	9.4	9.6	9.5	9.4	9.4	28.300	1.3		29.600	59.100
		Q	9.3	9.5	9.2	9.5	9.5	28.300	1.2		29.500	
		F	9.4	9.2	9.5	9.3	9.4	28.100	1.2		29.300	117.300
		F	9.4	9.4	9.6	9.4	9.2	28.200	0.7		28.900	
3.	MCLEAN, Declan											
	SHASTA TRAMPOLINE											
		Q	9.2	9.3	9.3	9.2	9.1	27.700	1.2		28.900	58.700
		Q	9.5	9.5	9.6	9.5	9.5	28.500	1.3		29.800	
		F	9.3	9.4	9.3	9.4	9.4	28.100	1.2		29.300	116.900
		F	9.2	9.1	9.2	9.2	9.3	27.600	1.3		28.900	
4.	DODD, Gavin (aa)											
	KGTC											
		Q	9.3	9.3	9.2	9.3	9.4	27.900	1.2		29.100	58.300
		Q	9.3	9.5	9.3	9.4	9.3	28.000	1.2		29.200	
		F	9.5	9.6	9.6	9.6	9.6	28.800	1.2		30.000	116.700
		F	9.1	9.1	9.0	9.0	8.9	27.100	1.3		28.400	
5.	DAVIES, Joe											
	WHISTLER GYMNASTICS											
		Q	9.5	9.4	9.4	9.3	9.3	28.100	0.7		28.800	57.400
		Q	9.1	9.1	9.1	9.2	9.3	27.400	1.2		28.600	
		F	9.1	9.1	9.1	9.1	9.2	27.300	1.2		28.500	113.700
		F	8.8	8.9	8.8	8.7	8.9	26.500	1.3		27.800	

DMT Mens Provincial B Finals
2012 TG BC CHAMPIONSHIPS
Kamloops March 16-18, 2012

Rank	Name/Club	Prelims	E1	E2	E3	E4	E5	Score	DD	Pen	Total	Total
6.	FERGUSON, Jordan (aa) KGTC											
		Q	0.0	0.0	0.0	0.0	0.0	0.000	0.0		0.000	29.500
		Q	9.4	9.4	9.5	9.3	9.5	28.300	1.2		29.500	
		F	9.6	9.5	9.6	9.5	9.6	28.700	1.3		30.000	89.400
		F	9.5	9.5	9.6	9.6	9.6	28.700	1.2		29.900	
7.	CROWE, Torin OGC											
		Q	9.1	9.0	9.2	9.4	9.5	27.700	1.2		28.900	28.900
		Q	0.0	0.0	0.0	0.0	0.0	0.000	0.0		0.000	
		F	9.5	9.6	9.7	9.5	9.6	28.700	1.3		30.000	88.300
		F	9.3	9.4	9.4	9.4	9.4	28.200	1.2		29.400	
8.	MEYERS, Brandon SHASTA TRAMPOLINE											
		Q	8.7	8.8	8.6	8.6	8.7	26.000	1.2		27.200	56.300
		Q	9.3	9.2	9.3	9.3	9.2	27.800	1.3		29.100	
		F	9.3	9.3	9.4	9.3	9.2	27.900	1.2		29.100	85.400
		F	0.0	0.0	0.0	0.0	0.0	0.000	0.0		0.000	
9.	COULL, Jaxson KGTC											
		Q	0.0	0.0	0.0	0.0	0.0	0.000	0.0		0.000	29.200
		Q	9.3	9.3	9.2	9.4	9.4	28.000	1.2		29.200	
		F	6.7	6.7	6.7	6.7	6.5	20.100	0.7		20.800	79.600
		F	9.4	9.5	9.4	9.6	9.5	28.400	1.2		29.600	
10.	TSIGARIS, Eric KGTC											
		Q	9.3	9.2	9.3	9.3	9.5	27.900	1.3		29.200	29.200
		Q	0.0	0.0	0.0	0.0	0.0	0.000	0.0		0.000	
		F	6.6	6.6	6.6	6.8	6.6	19.800	0.0		19.800	68.200
		F	6.4	6.3	6.4	6.4	6.4	19.200	0.0		19.200	

DMT Mens Provincial B Finals
 2012 TG BC CHAMPIONSHIPS
 Kamloops March 16-18, 2012

Rank	Name/Club	Prelims	E1	E2	E3	E4	E5	Score	DD	Pen	Total	Total
------	-----------	---------	----	----	----	----	----	-------	----	-----	-------	-------

*** DID NOT QUALIFY ***

 11. VANHOOREN, Cole

KEY CITY

		0.0	0.0	0.0	0.0	0.0	0.0	0.000	0.0		0.000	0.000

		0.0	0.0	0.0	0.0	0.0	0.0	0.000	0.0		0.000	
--	--	-----	-----	-----	-----	-----	-----	-------	-----	--	-------	--

12. MEYERS, Jack

SHASTA TRAMPOLINE

		0.0	0.0	0.0	0.0	0.0	0.0	0.000	0.0		0.000	0.000

		0.0	0.0	0.0	0.0	0.0	0.0	0.000	0.0		0.000	
--	--	-----	-----	-----	-----	-----	-----	-------	-----	--	-------	--

DMT Mens Provincial C Finals
2012 TG BC CHAMPIONSHIPS
Kamloops March 16-18, 2012

Rank	Name/Club	Prelims	E1	E2	E3	E4	E5	Score	DD	Pen	Total	Total
1.	JACOBY, Ben											
	KGTC											
		Q	9.5	9.6	9.6	9.6	9.6	28.800	0.7		29.500	57.900
		Q	9.2	9.2	9.3	9.3	9.2	27.700	0.7		28.400	
		F	9.4	9.3	9.4	9.4	9.3	28.100	0.7		28.800	115.500
		F	9.3	9.5	9.4	9.4	9.4	28.200	0.6		28.800	
2.	WINGER, Joshua											
	REVELSTOKE ACROBATS											
		Q	9.6	9.5	9.6	9.4	9.4	28.500	0.7		29.200	57.800
		Q	9.5	9.3	9.3	9.3	9.3	27.900	0.7		28.600	
		F	9.5	9.5	9.3	9.3	9.5	28.300	0.7		29.000	115.500
		F	9.3	9.3	9.4	9.4	9.3	28.000	0.7		28.700	
3.	GORMAN, Jaeden											
	KGTC											
		Q	9.5	9.4	9.3	9.5	9.4	28.300	0.7		29.000	57.400
		Q	9.2	9.3	9.2	9.2	9.3	27.700	0.7		28.400	
		F	9.3	9.1	9.4	9.3	9.4	28.000	0.7		28.700	115.400
		F	9.3	9.5	9.6	9.6	9.6	28.700	0.6		29.300	
4.	BEEBE, Trent (aa)											
	TAG SPORT CENTRE											
		Q	9.5	9.4	9.3	9.1	9.4	28.100	0.7		28.800	57.300
		Q	9.2	9.4	9.2	9.3	9.3	27.800	0.7		28.500	
		F	9.3	9.4	9.5	9.4	9.3	28.100	0.6		28.700	114.500
		F	9.3	9.2	9.1	9.3	9.3	27.800	0.7		28.500	
5.	MOULD, Blake (aa)											
	NANAIMO GYMNASTICS											
		Q	9.2	9.4	9.6	9.5	9.5	28.400	0.7		29.100	57.600
		Q	9.3	9.2	9.3	9.3	9.3	27.900	0.6		28.500	
		F	8.9	9.2	9.0	8.9	9.0	26.900	0.7		27.600	114.300
		F	9.5	9.4	9.5	9.4	9.5	28.400	0.7		29.100	

DMT Mens Provincial C Finals
2012 TG BC CHAMPIONSHIPS
Kamloops March 16-18, 2012

Rank	Name/Club	Prelims	E1	E2	E3	E4	E5	Score	DD	Pen	Total	Total
6.	BASCO, Anthony (aa)											
	TAG SPORT CENTRE											
		Q	9.0	9.1	8.9	9.1	8.9	27.000	0.7		27.700	56.400
		Q	9.3	9.3	9.4	9.3	9.5	28.000	0.7		28.700	
		F	9.3	9.3	9.3	9.2	9.4	27.900	0.7		28.600	112.400
		F	9.1	9.1	9.2	9.1	9.2	27.400	0.0		27.400	
7.	HAYTER, Evan											
	SHASTA TRAMPOLINE											
		Q	9.2	9.0	9.2	9.1	9.2	27.500	0.5		28.000	55.300
		Q	9.0	8.8	9.0	8.8	8.9	26.700	0.6		27.300	
		F	9.1	9.1	9.0	9.0	8.9	27.100	0.7		27.800	111.500
		F	9.4	9.5	9.3	9.2	9.5	28.200	0.2		28.400	
8.	POROHOWSKI, Aaron											
	TAG SPORT CENTRE											
		Q	9.1	9.0	9.1	8.9	9.2	27.200	0.7		27.900	55.800
		Q	9.1	9.2	9.1	9.0	9.0	27.200	0.7		27.900	
		F	8.8	8.9	8.9	8.9	9.2	26.700	0.6		27.300	111.200
		F	9.2	9.2	9.1	9.1	9.2	27.500	0.6		28.100	
9.	MASCHKE, Austin											
	TAG SPORT CENTRE											
		Q	9.1	9.2	9.1	9.0	9.2	27.400	0.5		27.900	55.100
		Q	8.8	8.7	8.9	8.9	8.9	26.600	0.6		27.200	
		F	9.3	9.3	9.0	9.1	9.2	27.600	0.0		27.600	110.500
		F	9.1	9.2	9.2	9.2	9.3	27.600	0.2		27.800	
10.	DE VAAL, Aiden											
	TAG SPORT CENTRE											
		Q	9.0	8.8	9.0	9.0	9.1	27.000	0.2		27.200	54.200
		Q	8.7	8.9	8.9	8.6	9.0	26.500	0.5		27.000	
		F	6.5	6.6	6.6	6.5	6.6	19.700	0.1		19.800	100.700
		F	8.9	8.9	8.9	8.8	8.9	26.700	0.0		26.700	

DMT Mens Provincial C Finals
 2012 TG BC CHAMPIONSHIPS
 Kamloops March 16-18, 2012

Rank	Name/Club	Prelims	E1	E2	E3	E4	E5	Score	DD	Pen	Total	Total
------	-----------	---------	----	----	----	----	----	-------	----	-----	-------	-------

*** DID NOT QUALIFY ***

 11. CALLAHAN, James

OGC

0.0	0.0	0.0	0.0	0.0	0.0	0.0	0.000	0.0	0.000	0.000
0.0	0.0	0.0	0.0	0.0	0.0	0.0	0.000	0.0	0.000	

DMT Womens Novice 11-14 Finals
2012 TG BC CHAMPIONSHIPS
Kamloops March 16-18, 2012

Rank	Name/Club	Prelims	E1	E2	E3	E4	E5	Score	DD	Pen	Total	Total
1.	KASK, Kassy (aa)											
	TAG SPORT CENTRE											
		Q	9.3	9.4	9.6	9.3	9.2	28.000	3.3		31.300	62.500
		Q	9.3	9.5	9.4	9.4	9.3	28.100	3.1		31.200	
		F	9.2	9.3	9.4	9.3	9.3	27.900	3.2		31.100	125.100
		F	9.4	9.4	9.3	9.4	9.5	28.200	3.3		31.500	
2.	ENGLAND, Erin											
	TAG SPORT CENTRE											
		Q	8.0	8.1	8.2	8.2	8.2	24.500	1.3		25.800	54.700
		Q	8.9	9.0	8.9	8.9	9.1	26.800	2.1		28.900	
		F	9.5	9.4	9.4	9.5	9.4	28.300	3.3		31.600	117.300
		F	9.3	9.2	9.5	9.4	9.3	28.000	3.0		31.000	
3.	LEFEVRE, Adele (aa)											
	OGC											
		Q	9.4	9.4	9.4	9.4	9.5	28.200	2.7		30.900	62.300
		Q	9.3	9.5	9.5	9.5	9.5	28.500	2.9		31.400	
		F	6.7	6.7	6.7	6.7	6.7	20.100	0.7		20.800	114.400
		F	9.4	9.5	9.5	9.6	9.6	28.600	2.7		31.300	

DMT Womens Novice 15+ Finals
2012 TG BC CHAMPIONSHIPS
Kamloops March 16-18, 2012

Rank	Name/Club	Prelims	E1	E2	E3	E4	E5	Score	DD	Pen	Total	Total
1.	BOBYN, Jill											
	OGC											
		Q	9.5	9.4	9.4	9.5	9.6	28.400	3.4		31.800	63.200
		Q	9.3	9.2	9.5	9.3	9.5	28.100	3.3		31.400	
		F	9.7	9.6	9.5	9.5	9.6	28.700	2.7		31.400	125.700
		F	9.4	9.3	9.4	9.3	9.3	28.000	3.1		31.100	
2.	GOMES, Ari ana											
	CLUB AVIVA											
		Q	9.1	9.2	9.2	9.2	9.1	27.500	3.3		30.800	61.800
		Q	9.3	9.3	9.3	9.3	9.2	27.900	3.1		31.000	
		F	9.2	9.1	9.2	9.1	9.1	27.400	3.2		30.600	122.700
		F	9.3	9.4	9.2	9.4	9.5	28.100	2.2		30.300	
3.	PAQUET, Zoe											
	OGC											
		Q	9.1	9.2	9.2	9.2	9.2	27.600	3.1		30.700	61.600
		Q	9.3	9.2	9.2	9.2	9.2	27.600	3.3		30.900	
		F	6.8	6.8	6.8	6.8	6.8	20.400	0.6		21.000	114.000
		F	9.4	9.4	9.3	9.4	9.5	28.200	3.2		31.400	
4.	ARTHURS, Ai nsl ee											
	REVELSTOKE ACROBATS											
		Q	0.0	0.0	0.0	0.0	0.0	0.000	0.0		0.000	0.000
		Q	0.0	0.0	0.0	0.0	0.0	0.000	0.0		0.000	
		F	0.0	0.0	0.0	0.0	0.0	0.000	0.0		0.000	0.000
		F	0.0	0.0	0.0	0.0	0.0	0.000	0.0		0.000	

DMT Womens Open Finals
2012 TG BC CHAMPIONSHIPS
Kamloops March 16-18, 2012

Rank	Name/Club	Prelims	E1	E2	E3	E4	E5	Score	DD	Pen	Total	Total
1.	QUINLAN, Poppy	<hr/>										
	SHASTA TRAMPOLINE											
		Q	8.9	8.9	9.0	8.8	8.8	26.600	4.8		31.400	64.100
		Q	9.4	9.2	9.3	9.4	9.1	27.900	4.8		32.700	
		F	9.2	9.2	9.4	9.3	9.3	27.800	3.7		31.500	127.200
		F	9.2	9.2	9.2	9.3	9.4	27.700	3.9		31.600	
2.	HESMERT, Ti ana											
	CLUB AVIVA											
		Q	9.1	9.1	9.3	9.0	9.1	27.300	4.4		31.700	63.400
		Q	9.7	9.5	9.6	9.5	9.4	28.600	3.1		31.700	
		F	8.8	8.8	8.9	8.9	9.0	26.600	4.4		31.000	126.000
		F	9.3	9.3	9.4	9.3	9.3	27.900	3.7		31.600	
3.	PHILLIPS-TAYLOR, Al ex (aa)											
	TAG SPORT CENTRE											
		Q	9.2	9.4	9.3	9.5	9.3	28.000	3.6		31.600	62.800
		Q	9.2	9.2	9.3	9.3	9.4	27.800	3.4		31.200	
		F	8.3	8.4	8.5	8.4	8.5	25.300	1.6		26.900	120.500
		F	8.8	8.7	8.8	8.9	8.8	26.400	4.4		30.800	
4.	FALCONER, Brittany											
	SHASTA TRAMPOLINE											
		Q	9.2	9.3	9.3	9.2	9.0	27.700	4.4		32.100	59.000
		Q	8.1	8.1	8.3	8.3	8.1	24.500	2.4		26.900	
		F	8.9	8.9	8.8	8.9	9.0	26.700	4.3		31.000	118.900
		F	8.7	8.7	8.8	8.7	8.9	26.200	2.7		28.900	

DMT Womens Senior Prelims
 2012 TG BC CHAMPIONSHIPS
 Kamloops March 16-18, 2012

Rank	Name/Club	E1	E2	E3	E4	E5	Score	DD	Pen	Total	Total
1.	BORTOLAZZO, Olivia										
	SHASTA TRAMPOLINE										
		9.3	9.2	9.4	9.1	9.3	27.800	5.2		33.000	33.000
		0.0	0.0	0.0	0.0	0.0	0.000	0.0		0.000	

DMT Womens Youth Finals
2012 TG BC CHAMPIONSHIPS
Kamloops March 16-18, 2012

Rank	Name/Club	Prelims	E1	E2	E3	E4	E5	Score	DD	Pen	Total	Total
1.	O' BRIEN, Tamara (aa)	<hr/>										
	TAG SPORT CENTRE											
		Q	9.4	9.3	9.5	9.5	9.4	28.300	6.0		34.300	68.200
		Q	9.4	9.3	9.5	9.5	9.4	28.300	5.6		33.900	
		F	9.4	9.5	9.4	9.5	9.5	28.400	3.6		32.000	132.100
		F	8.8	8.7	9.0	9.0	8.9	26.700	5.2		31.900	
2.	TUCKER, Emma											
	OGC											
		Q	9.1	9.2	9.2	9.3	9.3	27.700	5.6		33.300	66.600
		Q	9.3	9.2	9.2	9.3	9.2	27.700	5.6		33.300	
		F	9.5	9.4	9.5	9.5	9.4	28.400	4.8		33.200	130.500
		F	8.5	8.6	8.7	8.8	8.6	25.900	4.8		30.700	
3.	STONE, Rachel											
	OGC											
		Q	9.3	9.4	9.6	9.6	9.5	28.500	4.8		33.300	65.500
		Q	9.4	9.5	9.5	9.5	9.6	28.500	3.7		32.200	
		F	9.5	9.4	9.2	9.3	9.4	28.100	4.8		32.900	130.400
		F	9.4	9.4	9.3	9.4	9.3	28.100	3.9		32.000	
4.	GRUBER, Danielle											
	OGC											
		Q	9.3	9.5	9.5	9.6	9.5	28.500	4.8		33.300	65.500
		Q	9.0	9.3	9.1	9.2	9.1	27.400	4.8		32.200	
		F	9.5	9.5	9.5	9.5	9.6	28.500	3.9		32.400	129.700
		F	9.5	9.4	9.3	9.4	9.3	28.100	3.7		31.800	
5.	MCDONOGH, Jewel											
	TAG SPORT CENTRE											
		Q	9.1	9.1	9.1	9.2	9.0	27.300	4.4		31.700	63.000
		Q	9.3	9.3	9.3	9.3	9.3	27.900	3.4		31.300	
		F	9.2	9.0	9.1	9.1	9.1	27.300	3.6		30.900	125.300
		F	9.4	9.3	9.4	9.3	9.6	28.100	3.3		31.400	

DMT Womens Provincial A Finals
2012 TG BC CHAMPIONSHIPS
Kamloops March 16-18, 2012

Rank	Name/Club	Prelims	E1	E2	E3	E4	E5	Score	DD	Pen	Total	Total
1.	SCHMIDT, Emily (aa)											
	KGTC											
		Q	9.4	9.4	9.4	9.5	9.5	28.300	2.2		30.500	61.500
		Q	9.5	9.5	9.5	9.4	9.5	28.500	2.5		31.000	
		F	9.6	9.6	9.5	9.5	9.6	28.700	1.8		30.500	122.800
		F	9.5	9.4	9.6	9.6	9.6	28.700	2.1		30.800	
2.	CROTEAU, Sarah (aa)											
	OGC											
		Q	9.6	9.6	9.7	9.6	9.7	28.900	2.5		31.400	61.300
		Q	9.2	9.2	9.3	9.3	9.3	27.800	2.1		29.900	
		F	9.4	9.5	9.4	9.3	9.1	28.100	2.4		30.500	122.100
		F	9.2	9.1	9.2	9.4	9.4	27.800	2.5		30.300	
3.	KERR, Sarah (aa)											
	FLIP CITY											
		Q	9.3	9.2	9.1	9.2	9.1	27.500	2.5		30.000	60.400
		Q	9.2	9.4	9.5	9.4	9.4	28.200	2.2		30.400	
		F	9.3	9.2	9.5	9.3	9.3	27.900	1.8		29.700	120.600
		F	9.3	9.4	9.3	9.4	9.4	28.100	2.4		30.500	
4.	HAYHURST, Gracyn											
	SHASTA TRAMPOLINE											
		Q	9.3	9.5	9.3	9.4	9.5	28.200	1.6		29.800	58.400
		Q	9.0	9.1	8.9	9.0	9.1	27.100	1.5		28.600	
		F	9.5	9.5	9.4	9.6	9.6	28.600	2.2		30.800	119.900
		F	9.6	9.4	9.5	9.4	9.4	28.300	2.4		30.700	
5.	SMITH, Emily-Aa											
	TAG SPORT CENTRE											
		Q	9.4	9.4	9.5	9.3	9.4	28.200	1.8		30.000	59.800
		Q	9.3	9.6	9.4	9.5	9.3	28.200	1.6		29.800	
		F	9.5	9.5	9.3	9.4	9.5	28.400	1.3		29.700	119.500
		F	9.5	9.4	9.4	9.4	9.6	28.300	1.7		30.000	

DMT Womens Provincial A Finals
2012 TG BC CHAMPIONSHIPS
Kamloops March 16-18, 2012

Rank	Name/Club	Prelims	E1	E2	E3	E4	E5	Score	DD	Pen	Total	Total
6.	FERGUSON, Lydi a (aa)											
	FLIP CITY											
		Q	9.4	9.5	9.4	9.4	9.5	28.300	1.8		30.100	59.900
		Q	9.4	9.4	9.4	9.4	9.4	28.200	1.6		29.800	
		F	9.3	9.2	9.4	9.3	9.3	27.900	1.6		29.500	119.300
		F	9.5	9.3	9.5	9.6	9.6	28.600	1.3		29.900	
7.	BEAUCHAMP, Rachel (aa)											
	KGTC											
		Q	9.1	9.1	9.3	9.3	9.2	27.600	1.6		29.200	59.600
		Q	9.3	9.2	9.3	9.3	9.3	27.900	2.5		30.400	
		F	9.6	9.6	9.7	9.6	9.5	28.800	1.3		30.100	119.200
		F	9.2	9.3	9.3	9.3	9.0	27.800	1.7		29.500	
8.	BATKE, Stephani e											
	REVELSTOKE ACROBATS											
		Q	9.3	9.3	9.2	9.4	9.2	27.800	1.7		29.500	59.000
		Q	9.4	9.5	9.4	9.4	9.4	28.200	1.3		29.500	
		F	9.2	9.2	9.2	9.2	9.3	27.600	1.3		28.900	117.800
		F	9.3	9.4	9.4	9.5	9.5	28.300	1.6		29.900	
9.	WILKINSON, Sarah											
	SHASTA TRAMPOLINE											
		Q	9.5	9.5	9.4	9.3	9.5	28.400	1.3		29.700	59.000
		Q	9.2	9.3	9.1	9.2	9.2	27.600	1.7		29.300	
		F	9.6	9.6	9.5	9.5	9.6	28.700	1.3		30.000	117.600
		F	9.0	9.1	9.0	9.0	9.0	27.000	1.6		28.600	
10.	DRENNAN, Heather											
	TAG SPORT CENTRE											
		Q	9.4	9.4	9.5	9.4	9.4	28.200	1.3		29.500	58.000
		Q	9.2	9.0	9.1	9.1	9.1	27.300	1.2		28.500	
		F	8.9	8.8	8.9	8.7	8.9	26.600	1.8		28.400	116.200
		F	9.6	9.4	9.5	9.4	9.6	28.500	1.3		29.800	

DMT Womens Provincial A Finals
 2012 TG BC CHAMPIONSHIPS
 Kamloops March 16-18, 2012

Rank	Name/Club	Prelims	E1	E2	E3	E4	E5	Score	DD	Pen	Total	Total
*** DID NOT QUALIFY ***												

11.	BRULE, Cheyenne REVELSTOKE ACROBATS		9.1	8.8	9.0	9.0	9.0	27.000	1.7		28.700	57.900
			9.3	9.4	9.3	9.4	9.3	28.000	1.2		29.200	
12.	DAVIDSON, Delaney SHASTA TRAMPOLINE		8.4	8.4	8.4	8.4	8.4	25.200	2.5		27.700	57.700
			9.2	9.4	9.3	9.3	9.3	27.900	2.1		30.000	
13.	DUNCAN, Marissa REVELSTOKE ACROBATS		8.8	8.8	8.7	8.9	9.0	26.500	1.6		28.100	57.200
			9.2	9.2	9.3	9.3	9.5	27.800	1.3		29.100	
14.	ROBINSON, Emily (aa) TAG SPORT CENTRE		6.8	6.7	6.8	6.7	6.7	20.200	0.0		20.200	49.200
			9.1	9.2	9.1	9.0	9.1	27.300	1.7		29.000	
15.	CRUTCH, Sunita-Aa FLIP CITY		9.2	9.4	9.2	9.3	9.3	27.800	2.4		30.200	30.200
			0.0	0.0	0.0	0.0	0.0	0.000	0.0		0.000	

DMT Womens Provincial B Finals
2012 TG BC CHAMPIONSHIPS
Kamloops March 16-18, 2012

Rank	Name/Club	Prelims	E1	E2	E3	E4	E5	Score	DD	Pen	Total	Total
1.	WELSH, Emily											
	OGC											
		Q	9.5	9.7	9.7	9.7	9.6	29.000	1.2		30.200	60.500
		Q	9.7	9.5	9.8	9.6	9.7	29.000	1.3		30.300	
		F	9.6	9.6	9.6	9.7	9.5	28.800	1.3		30.100	120.500
		F	9.6	9.7	9.5	9.5	9.6	28.700	1.2		29.900	
2.	HARRIGAN, Caitlin											
	SHASTA TRAMPOLINE											
		Q	9.4	9.7	9.5	9.6	9.6	28.700	1.3		30.000	59.500
		Q	9.4	9.5	9.4	9.4	9.6	28.300	1.2		29.500	
		F	9.8	9.7	9.7	9.8	9.8	29.300	0.7		30.000	119.600
		F	9.6	9.7	9.6	9.5	9.8	28.900	1.2		30.100	
3.	RADIL, Bianca											
	OGC											
		Q	9.1	9.1	9.2	9.1	9.3	27.400	1.3		28.700	58.300
		Q	9.4	9.6	9.4	9.4	9.6	28.400	1.2		29.600	
		F	9.4	9.5	9.4	9.3	9.4	28.200	1.2		29.400	117.100
		F	9.4	9.4	9.4	9.4	9.4	28.200	1.2		29.400	
4.	PODSCHADLY, Jessica (aa)											
	TAG SPORT CENTRE											
		Q	9.3	9.3	9.2	9.3	9.2	27.800	1.2		29.000	58.800
		Q	9.5	9.4	9.5	9.5	9.5	28.500	1.3		29.800	
		F	9.7	9.5	9.5	9.5	9.6	28.600	0.7		29.300	116.800
		F	9.2	9.0	9.1	9.2	9.2	27.500	1.2		28.700	
5.	RUNDELL, Cc (aa)											
	TAG SPORT CENTRE											
		Q	9.4	9.4	9.4	9.4	9.5	28.200	1.2		29.400	59.100
		Q	9.5	9.5	9.4	9.3	9.5	28.400	1.3		29.700	
		F	9.5	9.5	9.5	9.5	9.4	28.500	1.2		29.700	116.800
		F	9.1	8.9	9.2	9.0	9.0	27.100	0.9		28.000	

DMT Womens Provincial B Finals
2012 TG BC CHAMPIONSHIPS
Kamloops March 16-18, 2012

Rank	Name/Club	Prelims	E1	E2	E3	E4	E5	Score	DD	Pen	Total	Total
6.	FITZSIMONDS, Sydney											
	SHASTA TRAMPOLINE											
		Q	9.4	9.6	9.6	9.6	9.5	28.700	0.7		29.400	58.300
		Q	9.3	9.2	9.2	9.3	9.2	27.700	1.2		28.900	
		F	9.5	9.4	9.6	9.4	9.4	28.300	0.7		29.000	116.700
		F	9.5	9.5	9.5	9.5	9.6	28.500	0.9		29.400	
7.	BOLLEFER, Jenna (aa)											
	REVELSTOKE ACROBATS											
		Q	9.6	9.7	9.6	9.6	9.6	28.800	1.2		30.000	59.000
		Q	9.3	9.2	9.1	9.3	9.3	27.800	1.2		29.000	
		F	9.1	9.3	9.1	9.2	9.2	27.500	1.2		28.700	116.200
		F	9.1	9.0	9.0	9.1	9.1	27.200	1.3		28.500	
8.	SUCHOVS, Chloe											
	REVELSTOKE ACROBATS											
		Q	9.6	9.6	9.7	9.6	9.6	28.800	0.7		29.500	58.800
		Q	9.4	9.6	9.4	9.3	9.3	28.100	1.2		29.300	
		F	8.8	9.0	8.7	9.0	9.1	26.800	1.2		28.000	115.400
		F	9.3	9.3	9.3	9.3	9.4	27.900	0.7		28.600	
9.	VANDENBERG- CLARK, Jordan											
	REVELSTOKE ACROBATS											
		Q	9.4	9.3	9.4	9.4	9.3	28.100	0.7		28.800	58.300
		Q	9.5	9.5	9.4	9.4	9.4	28.300	1.2		29.500	
		F	9.1	9.3	9.1	9.0	9.1	27.300	1.2		28.500	115.300
		F	9.1	9.0	9.1	9.1	9.0	27.200	1.3		28.500	
10.	TRACEY, Caitlin (aa)											
	TAG SPORT CENTRE											
		Q	9.4	9.4	9.3	9.3	9.4	28.100	1.2		29.300	58.500
		Q	9.4	9.3	9.2	9.2	9.4	27.900	1.3		29.200	
		F	6.6	6.7	6.5	6.7	6.7	20.000	0.5		20.500	108.700
		F	9.5	9.4	9.4	9.5	9.5	28.400	1.3		29.700	

DMT Womens Provincial B Finals
2012 TG BC CHAMPIONSHIPS
Kamloops March 16-18, 2012

Rank	Name/Club	Prelims	E1	E2	E3	E4	E5	Score	DD	Pen	Total	Total
*** DID NOT QUALIFY ***												

11.	BROWN, Hannah											
	SHASTA TRAMPOLINE											
			9.3	9.3	9.2	9.2	9.3	27.800	1.2		29.000	58.200
			9.4	9.3	9.3	9.2	9.3	27.900	1.3		29.200	
12.	STADDON, Gwynevere											
	CLUB AVIVA											
			9.4	9.5	9.3	9.5	9.5	28.400	0.7		29.100	57.900
			9.4	9.3	9.4	9.4	9.3	28.100	0.7		28.800	
13.	BERTRAND, Adrielle (aa)											
	KGTC											
			9.0	9.0	9.0	9.0	9.2	27.000	1.2		28.200	57.600
			9.2	9.4	9.4	9.4	9.5	28.200	1.2		29.400	
14.	FENWICK, Kayla											
	REVELSTOKE ACROBATS											
			9.1	8.9	9.2	8.9	9.1	27.100	1.2		28.300	57.500
			9.3	9.4	9.2	9.3	9.5	28.000	1.2		29.200	
15.	WRIGHT, Amanda											
	SHASTA TRAMPOLINE											
			9.2	9.3	9.2	9.2	9.4	27.700	1.2		28.900	56.900
			9.0	9.1	9.1	9.1	9.1	27.300	0.7		28.000	
16.	KOLESAR, Sasha											
	OGC											
			0.0	0.0	0.0	0.0	0.0	0.000	0.0		0.000	28.900
			9.2	9.2	9.3	9.2	9.3	27.700	1.2		28.900	
17.	HOWE, Frankie (aa)											
	REVELSTOKE ACROBATS											
			0.0	0.0	0.0	0.0	0.0	0.000	0.0		0.000	28.900
			9.2	9.2	9.2	9.1	9.2	27.600	1.3		28.900	
18.	MARTINI, Sabrina											
	KEY CITY											
			0.0	0.0	0.0	0.0	0.0	0.000	0.0		0.000	0.000
			0.0	0.0	0.0	0.0	0.0	0.000	0.0		0.000	

DMT Womens Provincial C Finals
2012 TG BC CHAMPIONSHIPS
Kamloops March 16-18, 2012

Rank	Name/Club	Prelims	E1	E2	E3	E4	E5	Score	DD	Pen	Total	Total
1.	MCDONALD, Abby											
	OGC											
		Q	9.5	9.7	9.7	9.6	9.6	28.900	0.7		29.600	59.400
		Q	9.7	9.8	9.7	9.7	9.7	29.100	0.7		29.800	
		F	9.5	9.5	9.6	9.5	9.5	28.500	0.7		29.200	117.900
		F	9.5	9.6	9.7	9.6	9.4	28.700	0.6		29.300	
2.	GIRNEY, Makayla (aa)											
	TAG SPORT CENTRE											
		Q	9.5	9.4	9.5	9.5	9.6	28.500	0.7		29.200	59.000
		Q	9.7	9.7	9.6	9.7	9.7	29.100	0.7		29.800	
		F	9.6	9.4	9.4	9.5	9.4	28.300	0.7		29.000	117.300
		F	9.7	9.5	9.6	9.5	9.4	28.600	0.7		29.300	
3.	CLYNE, Taya											
	TAG SPORT CENTRE											
		Q	9.7	9.8	9.8	9.6	9.6	29.100	0.7		29.800	59.000
		Q	9.5	9.5	9.6	9.5	9.5	28.500	0.7		29.200	
		F	9.7	9.5	9.6	9.6	9.6	28.800	0.7		29.500	117.300
		F	9.4	9.4	9.1	9.4	9.3	28.100	0.7		28.800	
4.	DODD, Kristina (aa)											
	KGTC											
		Q	9.1	8.9	9.3	9.3	9.4	27.700	0.7		28.400	57.900
		Q	9.6	9.6	9.7	9.5	9.6	28.800	0.7		29.500	
		F	9.5	9.5	9.5	9.6	9.7	28.600	0.7		29.300	116.200
		F	9.3	9.6	9.5	9.4	9.5	28.400	0.6		29.000	
5.	WALKER, Hannah											
	KGTC											
		Q	9.5	9.5	9.5	9.4	9.5	28.500	0.7		29.200	58.200
		Q	9.4	9.5	9.4	9.5	9.4	28.300	0.7		29.000	
		F	9.7	9.5	9.5	9.5	9.6	28.600	0.7		29.300	116.000
		F	9.3	9.4	9.3	9.3	9.3	27.900	0.6		28.500	

DMT Womens Provincial C Finals
2012 TG BC CHAMPIONSHIPS
Kamloops March 16-18, 2012

Rank	Name/Club	Prelims	E1	E2	E3	E4	E5	Score	DD	Pen	Total	Total
6.	LOHNES, Mollie FLIP CITY											
		Q	9.3	9.4	9.2	9.4	9.3	28.000	0.7		28.700	58.200
		Q	9.6	9.8	9.6	9.5	9.6	28.800	0.7		29.500	
		F	9.5	9.4	9.2	9.3	9.5	28.200	0.7		28.900	115.900
		F	9.6	9.6	9.5	9.4	9.5	28.600	0.2		28.800	
7.	HART, Madeline KGTC											
		Q	9.4	9.4	9.4	9.5	9.4	28.200	0.7		28.900	58.000
		Q	9.6	9.4	9.4	9.5	9.5	28.400	0.7		29.100	
		F	9.1	9.1	9.3	9.2	9.2	27.500	0.7		28.200	115.600
		F	9.6	9.5	9.6	9.6	9.5	28.700	0.7		29.400	
8.	SLOTMAN, Ava SHASTA TRAMPOLINE											
		Q	9.3	9.3	9.4	9.4	9.4	28.100	0.7		28.800	57.900
		Q	9.4	9.5	9.4	9.5	9.5	28.400	0.7		29.100	
		F	9.3	9.3	9.4	9.3	9.5	28.000	0.7		28.700	114.400
		F	9.0	9.1	9.2	9.1	9.0	27.200	0.6		27.800	
9.	BALLARD, Rebecca SHASTA TRAMPOLINE											
		Q	9.4	9.5	9.4	9.5	9.4	28.300	0.7		29.000	58.200
		Q	9.4	9.5	9.6	9.5	9.5	28.500	0.7		29.200	
		F	8.6	8.5	8.7	8.5	8.5	25.600	0.6		26.200	109.900
		F	8.3	8.4	8.5	8.2	8.3	25.000	0.5		25.500	
10.	CHRISTIE, Emily (aa) CLUB AVIVA											
		Q	9.5	9.3	9.4	9.4	9.5	28.300	0.7		29.000	58.300
		Q	9.5	9.5	9.6	9.6	9.5	28.600	0.7		29.300	
		F	9.5	9.6	9.4	9.5	9.5	28.500	0.7		29.200	107.400
		F	6.7	6.6	6.7	6.6	6.6	19.900	0.0		19.900	

DMT Womens Provincial C Finals
 2012 TG BC CHAMPIONSHIPS
 Kamloops March 16-18, 2012

Rank	Name/Club	Prelims	E1	E2	E3	E4	E5	Score	DD	Pen	Total	Total
			9.3	9.3	9.4	9.3	9.4	28.000	0.6		28.600	54.000
			8.2	8.3	8.3	8.3	8.4	24.900	0.5		25.400	
20.	SCOTT, Erin SHASTA TRAMPOLINE		6.7	6.7	6.7	6.7	6.7	20.100	0.0		20.100	48.400
			9.2	9.1	9.3	9.2	9.2	27.600	0.7		28.300	
21.	DYKSTRA, Rhaya SHASTA TRAMPOLINE		0.0	0.0	0.0	0.0	0.0	0.000	0.0		0.000	0.000
			0.0	0.0	0.0	0.0	0.0	0.000	0.0		0.000	
22.	KNUDSGAARD, Emily KEY CITY		0.0	0.0	0.0	0.0	0.0	0.000	0.0		0.000	0.000
			0.0	0.0	0.0	0.0	0.0	0.000	0.0		0.000	
23.	WOJCIK, Jessica (aa) TAG SPORT CENTRE		0.0	0.0	0.0	0.0	0.0	0.000	0.0		0.000	0.000
			0.0	0.0	0.0	0.0	0.0	0.000	0.0		0.000	
24.	SHEWCHUCK, Willow REVELSTOKE ACROBATS		0.0	0.0	0.0	0.0	0.0	0.000	0.0		0.000	0.000
			0.0	0.0	0.0	0.0	0.0	0.000	0.0		0.000	

DMT Mixed Provincial 10 - Finals
2012 TG BC CHAMPIONSHIPS
Kamloops March 16-18, 2012

Rank	Name/Club	Prelims	E1	E2	E3	E4	E5	Score	DD	Pen	Total	Total
1.	CRUTCH, Maya (aa)											
	FLIP CITY											
		Q	9.5	9.5	9.5	9.4	9.4	28.400	0.7		29.100	58.200
		Q	9.4	9.5	9.5	9.5	9.4	28.400	0.7		29.100	
		F	9.7	9.7	9.7	9.8	9.8	29.200	0.7		29.900	117.400
		F	9.4	9.5	9.5	9.6	9.6	28.600	0.7		29.300	
2.	YENDLEY, Jordyn											
	OGC											
		Q	9.5	9.5	9.4	9.5	9.5	28.500	0.7		29.200	58.400
		Q	9.5	9.5	9.5	9.5	9.5	28.500	0.7		29.200	
		F	9.6	9.5	9.5	9.4	9.6	28.600	0.7		29.300	116.400
		F	9.2	9.5	9.4	9.4	9.3	28.100	0.6		28.700	
3.	HAUGEN, Madeline (aa)											
	FLIP CITY											
		Q	9.7	9.6	9.8	9.7	9.7	29.100	0.7		29.800	59.400
		Q	9.7	9.8	9.6	9.6	9.6	28.900	0.7		29.600	
		F	9.8	9.5	9.6	9.5	9.7	28.800	0.7		29.500	116.100
		F	8.9	9.0	8.7	8.8	8.8	26.500	0.7		27.200	
4.	MCINTOSH, Cyena											
	SHASTA TRAMPOLINE											
		Q	9.5	9.4	9.2	9.1	9.4	28.000	0.7		28.700	57.300
		Q	9.3	9.2	9.3	9.3	9.4	27.900	0.7		28.600	
		F	9.7	9.6	9.6	9.6	9.7	28.900	0.6		29.500	115.100
		F	9.2	9.4	9.2	9.3	9.3	27.800	0.5		28.300	
5.	MOORE, Oasia (aa)											
	TAG SPORT CENTRE											
		Q	9.4	9.5	9.6	9.2	9.5	28.400	0.7		29.100	58.000
		Q	9.4	9.4	9.3	9.4	9.4	28.200	0.7		28.900	
		F	9.2	9.4	9.3	9.4	9.3	28.000	0.7		28.700	115.000
		F	9.2	9.4	9.3	9.3	9.2	27.800	0.5		28.300	

DMT Mixed Provincial 10 - Finals
2012 TG BC CHAMPIONSHIPS
Kamloops March 16-18, 2012

Rank	Name/Club	Prelims	E1	E2	E3	E4	E5	Score	DD	Pen	Total	Total
6.	KOCI, Makayla CLUB AVIVA											
		Q	9.5	9.4	9.5	9.5	9.5	28.500	0.0		28.500	56.900
		Q	9.5	9.6	9.4	9.5	9.4	28.400	0.0		28.400	
		F	9.6	9.6	9.5	9.5	9.6	28.700	0.2		28.900	114.000
		F	9.4	9.4	9.3	9.3	9.3	28.000	0.2		28.200	
7.	DI GIROLAMO, Gabriella TAG SPORT CENTRE											
		Q	9.1	9.0	9.0	8.9	9.1	27.100	0.5		27.600	56.500
		Q	9.7	9.7	9.5	9.6	9.6	28.900	0.0		28.900	
		F	9.3	9.4	9.3	9.2	9.5	28.000	0.2		28.200	112.800
		F	9.0	9.3	9.0	9.2	9.3	27.500	0.6		28.100	
8.	PARHAR, Hana CLUB AVIVA											
		Q	9.4	9.5	9.4	9.5	9.5	28.400	0.0		28.400	56.700
		Q	9.4	9.5	9.4	9.5	9.4	28.300	0.0		28.300	
		F	9.0	9.0	9.0	9.0	9.1	27.000	0.2		27.200	112.100
		F	9.1	9.3	9.1	9.4	9.3	27.700	0.5		28.200	
9.	BOLLEFER, Alyssa REVELSTOKE ACROBATS											
		Q	9.5	9.7	9.4	9.4	9.5	28.400	0.0		28.400	56.600
		Q	9.4	9.3	9.4	9.4	9.5	28.200	0.0		28.200	
		F	9.4	9.4	9.3	9.4	9.5	28.200	0.0		28.200	104.900
		F	6.6	6.7	6.7	6.7	6.7	20.100	0.0		20.100	
10.	ALDERSON, Kyla CLUB AVIVA											
		Q	9.6	9.5	9.5	9.7	9.5	28.600	0.0		28.600	57.100
		Q	9.5	9.5	9.5	9.4	9.5	28.500	0.0		28.500	
		F	6.6	6.6	6.6	6.6	6.6	19.800	0.2		20.000	103.500
		F	8.8	8.7	8.8	8.7	8.8	26.300	0.1		26.400	

DMT Mixed Provincial 10 - Finals
 2012 TG BC CHAMPIONSHIPS
 Kamloops March 16-18, 2012

Rank	Name/Club	Prelims	E1	E2	E3	E4	E5	Score	DD	Pen	Total	Total
			8.9	9.0	9.0	8.8	8.9	26.800	0.0		26.800	51.000
			8.1	8.0	8.0	8.1	8.2	24.200	0.0		24.200	
20.	MENDONCA, Isabella REVELSTOKE ACROBATS		8.5	8.3	8.4	8.4	8.4	25.200	0.7		25.900	25.900
			0.0	0.0	0.0	0.0	0.0	0.000	0.0		0.000	

2010 BC Winter Games
Men's Artistic Gymnastics

Terrace Mar 5-7, 2010



Saturday - MAG FINALS ALL

Floor Exercise / Exercice au sol

ID #	Gymnast's Name	Club	D	Score	Rank
104	Nicolas Garfias	Zone 3	2.8	12.000	1
114	Steven Chaplin	Zone 3	2.6	11.950	2
107	Cameron Stanley	Zone 3	2.6	11.850	3
105	Khalil Dhanji	Zone 3	2.5	11.600	4
112	Michael Sibly	Zone 5	2.4	11.550	5
108	Alexander Farquharson	Zone 4	2.7	11.450	6
113	Alejandro Chevaria	Zone 5	2.5	11.300	7
103	Stephen Hiscock	Zone 2	2.2	10.750	8



Pommel Horse / Cheval d'arçons

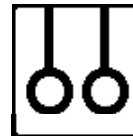
ID #	Gymnast's Name	Club	D	Score	Rank
104	Nicolas Garfias	Zone 3	3.0	12.250	1
109	Mitchell Farquharson	Zone 4	2.9	11.750	2
108	Alexander Farquharson	Zone 4	2.9	11.650	3
107	Cameron Stanley	Zone 3	2.5	11.450	4
105	Khalil Dhanji	Zone 3	2.8	11.100	5-T
114	Steven Chaplin	Zone 3	2.3	11.100	5-T
112	Michael Sibly	Zone 5	2.8	10.250	7
118	Aiden Daniell	Zone 3	2.1	8.950	8
102	Kolten Marino	Zone 2	2.0	7.600	9



Saturday - MAG FINALS ALL

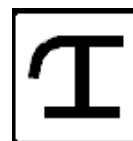
Still Rings / Anneaux

ID #	Gymnast's Name	Club	D	Score	Rank
104	Nicolas Garfias	Zone 3	2.3	11.700	1
118	Aiden Daniell	Zone 3	2.2	11.650	2
112	Michael Sibly	Zone 5	2.2	11.400	3
108	Alexander Farquharson	Zone 4	2.3	11.300	4
116	James Robinson	Zone 3	2.4	11.200	5
109	Mitchell Farquharson	Zone 4	2.2	11.100	6
105	Khalil Dhanji	Zone 3	2.3	10.950	7
107	Cameron Stanley	Zone 3	2.3	10.650	8
111	Bradley Gulbranson	Zone 4	2.3	10.600	9
103	Stephen Hiscock	Zone 2	2.2	10.550	10



Vault / Saut de cheval

ID #	Gymnast's Name	Club	D	Score	Rank
114	Steven Chaplin	Zone 3	4.0	13.550	1
104	Nicolas Garfias	Zone 3	3.8	13.500	2
113	Alejandro Chevaria	Zone 5	3.8	13.050	3
105	Khalil Dhanji	Zone 3	3.8	12.950	4
108	Alexander Farquharson	Zone 4	3.8	12.750	5
118	Aiden Daniell	Zone 3	3.4	12.450	6
112	Michael Sibly	Zone 5	3.0	12.400	7
102	Kolten Marino	Zone 2	3.4	12.200	8
117	Noah Behm	Zone 3	3.0	11.600	9



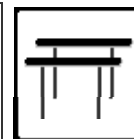
2010 BC Winter Games
Men's Artistic Gymnastics

Terrace Mar 5-7, 2010



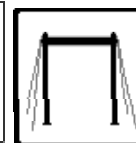
Saturday - MAG FINALS ALL

Parallel Bars / Barres paralleles



ID #	Gymnast's Name	Club	D	Score	Rank
104	Nicolas Garfias	Zone 3	2.5	11.650	1
109	Mitchell Farquharson	Zone 4	2.2	11.450	2
102	Kolten Marino	Zone 2	2.3	11.150	3
114	Steven Chaplin	Zone 3	2.6	11.100	4
105	Khalil Dhanji	Zone 3	2.4	11.050	5
113	Alejandro Chevaria	Zone 5	2.2	11.000	6
107	Cameron Stanley	Zone 3	2.2	10.900	7
112	Michael Sibly	Zone 5	2.1	10.450	8

Horizontal Bar / Barre fixe



ID #	Gymnast's Name	Club	D	Score	Rank
104	Nicolas Garfias	Zone 3	2.4	11.650	1
105	Khalil Dhanji	Zone 3	2.2	11.500	2
118	Aiden Daniell	Zone 3	2.2	11.350	3
107	Cameron Stanley	Zone 3	2.2	11.300	4
113	Alejandro Chevaria	Zone 5	2.2	11.150	5
114	Steven Chaplin	Zone 3	2.3	11.100	6-T
108	Alexander Farquharson	Zone 4	2.3	11.100	6-T
112	Michael Sibly	Zone 5	2.2	10.550	8
102	Kolten Marino	Zone 2	2.2	9.050	9

Synchro Mens Novice Prelims
2012 TG BC CHAMPIONSHIPS
Kamloops March 16-18, 2012

Rank	Name / C	E1	E2	E3	E4	Exec	S8	S9	S10	Synchro	DD	Pen	Bon	Total	Total	
1.	BLAIS, Ben / EDWARDS, Tyler															
	SHASTA TRAMPOLINE															
		8.7	7.9	7.9	7.6	15.800	8.7	8.7	8.7	17.400	0.0			33.200	73.600	
		7.5	7.1	6.9	7.2	14.300	8.5	8.5	8.5	17.000	9.1			40.400		
2.	BLAIS, Duncan / DOHERTY, Liam															
	SHASTA TRAMPOLINE															
		7.7	7.6	7.5	6.7	15.100	8.9	8.9	8.9	17.800	0.0			32.900	71.100	
		7.1	7.1	6.8	7.6	14.200	8.1	8.1	8.1	16.200	7.8			38.200		
3.	BLODOV, Matthew / WILMSHURST, Jordan															
	SHASTA TRAMPOLINE															
		7.9	7.5	7.7	7.2	15.200	9.0	9.0	9.0	18.000	0.0			33.200	67.600	
		6.7	6.7	6.7	6.7	13.400	6.7	6.7	6.7	13.400	7.6			34.400		
4.	DOHERTY, Connor / QUINLAN, Cameron															
	SHASTA TRAMPOLINE															
		6.4	5.2	5.1	5.2	10.400	6.5	6.5	6.5	13.000	0.0			23.400	58.600	
		5.7	7.4	5.4	7.0	12.700	7.0	7.0	7.0	14.000	8.5			35.200		
5.	HUMBERSTONE, Joey / TOMALTY, Brock															
	FLIP CITY															
		0.0	0.0	0.0	0.0	0.000	0.0	0.0	0.0	0.000	0.0			0.000	0.000	
		0.0	0.0	0.0	0.0	0.000	0.0	0.0	0.0	0.000	0.0			0.000		

Synchro Mens Provincial C Prelims
 2012 TG BC CHAMPIONSHIPS
 Kamloops March 16-18, 2012

Rank	Name / Club	E1	E2	E3	E4	Exec	S8	S9	S10	Synchro	DD	Pen	Total
1.	GORMAN, Jaeden / JACOBY, Ben KGTC	7.1	6.9	6.4	6.6	13.500	8.8	8.8	8.8	17.600	2.4		33.500
2.	BASCO, Anthony (aa) / BEEBE, Trent (aa) TAG SPORT CENTRE	6.6	6.9	6.5	6.8	13.400	5.2	5.2	5.2	10.400	1.0		24.800
3.	DE VAAL, Aiden / POROHOWSKI, Aaron TAG SPORT CENTRE	0.0	0.0	0.0	0.0	0.000	0.0	0.0	0.0	0.000	0.0		0.000

Synchro Mixed Provincial 10 - Prelims
2012 TG BC CHAMPIONSHIPS
Kamloops March 16-18, 2012

Rank	Name / Club	E1	E2	E3	E4	Exec	S8	S9	S10	Synchro	DD	Pen	Total
1.	CRUTCH, Maya (aa) / HAUGEN, Madeline (aa) FLIP CITY	7.5	8.2	8.0	7.8	15.800	9.2	9.2	9.2	18.400	3.0		37.200
2.	BALLARD, Rebecca / MCI NTOSH, Cyena SHASTA TRAMPOLINE	7.4	7.1	7.3	7.1	14.400	9.0	9.0	9.0	18.000	3.0		35.400
3.	ALDERSON, Kyla / PARHAR, Jasmi ne CLUB AVIVA	6.3	7.7	6.4	7.2	13.600	8.4	8.4	8.4	16.800	1.2		31.600
4.	KOCI, Makayl a / PARHAR, Hana CLUB AVIVA	6.4	6.9	6.8	7.0	13.700	8.1	8.1	8.1	16.200	1.1		31.000
5.	MENDONCA, Isabella / WINGER, Hannah REVELSTOKE ACROBATS	6.1	6.2	5.9	5.8	12.000	4.6	4.6	4.6	9.200	0.7		21.900
6.	ALDERSON, Owen / KOCI, Radek CLUB AVIVA	2.0	2.3	1.9	2.1	4.100	2.6	2.6	2.6	5.200	0.2		9.500

Synchro Womens Novice Prelims
 2012 TG BC CHAMPIONSHIPS
 Kamloops March 16-18, 2012

Rank	Name / C	E1	E2	E3	E4	Exec	S8	S9	S10	Synchro	DD	Pen	Bon	Total	Total
1.	KASK, Kassi dy (aa) / MCDONOGH, Jewel														
	TAG SPORT CENTRE														
		7.3	7.1	6.6	7.1	14.200	7.4	7.4	7.4	14.800	0.0			29.000	67.500
		6.7	7.1	6.4	7.6	13.800	8.8	8.8	8.8	17.600	7.1			38.500	
2.	GOMES, Ari ana / HESMERT, Ti ana														
	CLUB AVI VA														
		8.4	7.5	7.6	7.4	15.100	8.1	8.1	8.1	16.200	0.0			31.300	43.400
		2.2	2.1	2.0	2.1	4.200	2.8	2.8	2.8	5.600	2.3			12.100	

Synchro Womens Open Youth Prelims
 2012 TG BC CHAMPIONSHIPS
 Kamloops March 16-18, 2012

Rank	Name / C	E1	E2	E3	E4	Exec	S8	S9	S10	Synchro	DD	Pen	Bon	Total	Total	
1.	FALCONER, Brittany / QUINLAN, Poppy	<hr/>														
	SHASTA TRAMPOLINE															
		6.5	7.5	6.7	6.9	13.600	8.0	8.0	8.0	16.000	2.1			31.700	71.200	
		6.9	6.8	6.5	6.7	13.500	8.1	8.1	8.1	16.200	9.8			39.500		

Synchro Womens Provincial B Prelims
2012 TG BC CHAMPIONSHIPS
Kamloops March 16-18, 2012

Rank	Name / Club	E1	E2	E3	E4	Exec	S8	S9	S10	Synchro	DD	Pen	Total
1.	HARRIGAN, Caitlin / HARRIGAN, Jane												
	SHASTA TRAMPOLINE												
		8.8	7.8	8.9	8.4	17.200	7.2	7.2	7.2	14.400	3.0		34.600
2.	BOLLEFER, Jenna (aa) / FENWICK, Kayla												
	REVELSTOKE ACROBATS												
		6.2	7.3	7.3	7.7	14.600	7.4	7.4	7.4	14.800	4.3		33.700
3.	HOWE, Frankie (aa) / SUCHOVS, Chloe												
	REVELSTOKE ACROBATS												
		6.3	7.2	6.6	7.0	13.600	7.3	7.3	7.3	14.600	4.3		32.500
4.	ROBINSON, Emily (aa) / SMITH, Emily-Aa												
	TAG SPORT CENTRE												
		7.5	7.2	7.8	6.7	14.700	7.2	7.2	7.2	14.400	3.3		32.400
5.	BROWN, Hannah / FITZSIMONDS, Sydney												
	SHASTA TRAMPOLINE												
		5.4	5.0	5.7	4.9	10.400	6.4	6.4	6.4	12.800	2.4		25.600
6.	WILKINSON, Sarah / WRIGHT, Amanda												
	SHASTA TRAMPOLINE												
		0.0	0.0	0.0	0.0	0.000	0.0	0.0	0.0	0.000	0.0		0.000
6.	BERTRAND, Adrielle (aa) / MAUNULA, Tyra (aa)												
	KGTC												
		0.0	0.0	0.0	0.0	0.000	0.0	0.0	0.0	0.000	0.0		0.000

Synchro Womens Provincial C Prelims
2012 TG BC CHAMPIONSHIPS
Kamloops March 16-18, 2012

Rank	Name / Club	E1	E2	E3	E4	Exec	S8	S9	S10	Synchro	DD	Pen	Total
1.	HARDJOWASITO, Cl are / SLOTMAN, Ava												
	SHASTA TRAMPOLINE												
		8.4	7.9	8.0	7.8	15.900	8.5	8.5	8.5	17.000	2.1		35.000
2.	PODSCHADLY, Jessi ca (aa) / TRACEY, Caitlin (aa)												
	TAG SPORT CENTRE												
		7.5	8.3	7.6	7.8	15.400	8.1	8.1	8.1	16.200	3.0		34.600
3.	CLYNE, Taya / MOORE, Oasi a (aa)												
	TAG SPORT CENTRE												
		7.6	8.0	7.1	7.1	14.700	8.8	8.8	8.8	17.600	2.2		34.500
4.	STADDON, Gwynevere / TATE, Hei di (aa)												
	CLUB AVIVA												
		7.4	7.2	7.6	7.4	14.800	8.7	8.7	8.7	17.400	2.2		34.400
5.	DODD, Kristi na (aa) / WALKER, Hannah												
	KGTC												
		7.3	7.4	7.2	7.5	14.700	8.7	8.7	8.7	17.400	2.2		34.300
6.	CHRISTIE, Emi ly (aa) / SONDERGAARD, Ri ley												
	CLUB AVIVA												
		7.9	7.4	7.6	7.3	15.000	6.2	6.2	6.2	12.400	2.5		29.900
7.	GIRNEY, Makayl a (aa) / WOJCIK, Jessi ca (aa)												
	TAG SPORT CENTRE												
		2.7	2.9	2.7	2.8	5.500	2.7	2.7	2.7	5.400	1.1		12.000
8.	DYKSTRA, Rhaya / SCOTT, Erin												
	SHASTA TRAMPOLINE												
		0.0	0.0	0.0	0.0	0.000	0.0	0.0	0.0	0.000	0.0		0.000
8.	DYKSTRA, Rhaya / LOSHNY, Emma												
	SHASTA TRAMPOLINE												
		0.0	0.0	0.0	0.0	0.000	0.0	0.0	0.0	0.000	0.0		0.000

Trampoline Mens Novice 11-14 Finals
 2012 TG BC CHAMPIONSHIPS
 Kamloops March 16-18, 2012

Rank	Name/CAirtime Prelims	E1	E2	E3	E4	E5	Score	DD	Pen	Bon	Total	Total
1.	BLAIS, Ben	<hr/>										
	SHASTA TRAMPOLINE											
	Q 14.810	8.5	9.0	8.9	9.2	9.3	27.100	0.0			41.910	87.640
	Q 14.230	7.0	7.7	6.9	7.3	7.0	21.300	10.2			45.730	
	F 14.250	7.9	7.6	7.6	7.7	7.2	22.900	10.2			47.350	134.990
2.	DOHERTY, Li am											
	SHASTA TRAMPOLINE											
	Q 15.030	8.2	8.6	8.0	9.1	9.2	25.900	0.0			40.930	86.730
	Q 14.300	7.7	7.7	7.0	8.0	7.7	23.100	8.4			45.800	
	F 14.380	8.3	7.9	8.2	7.9	7.7	24.000	8.4			46.780	133.510
3.	BLAIS, Duncan											
	SHASTA TRAMPOLINE											
	Q 14.075	7.8	8.3	7.8	8.8	8.0	24.100	0.0			38.175	82.425
	Q 13.850	7.1	7.7	7.1	7.8	7.5	22.300	8.1			44.250	
	F 13.815	7.4	7.2	7.5	7.5	7.7	22.400	8.1			44.315	126.740
4.	HUMBERSTONE, Joey											
	FLIP CITY											
	Q 8.550	3.7	4.3	3.5	3.8	4.3	11.800	0.0			20.350	51.520
	Q 10.970	4.6	4.8	4.3	4.6	4.4	13.600	6.6			31.170	
	F 13.645	5.8	5.8	5.8	6.3	6.3	17.900	8.4			39.945	91.465

Trampoline Mens Novice 15+ Finals
2012 TG BC CHAMPIONSHIPS
Kamloops March 16-18, 2012

Rank	Name/CAirtime Prelims	E1	E2	E3	E4	E5	Score	DD	Pen	Bon	Total	Total
1.	WILMSHURST, Jordan	<hr/>										
	SHASTA TRAMPOLINE											
	Q 14.305	7.8	7.9	8.2	7.3	7.7	23.400	0.0			37.705	83.340
	Q 14.235	7.6	7.9	7.9	7.6	7.3	23.100	8.3			45.635	
	F 14.160	8.5	7.8	7.8	7.7	7.9	23.500	8.3			45.960	129.300
2.	BLODOV, Matthew											
	SHASTA TRAMPOLINE											
	Q 15.300	7.1	7.4	7.0	8.0	7.5	22.000	0.0			37.300	81.890
	Q 14.590	6.9	7.2	6.4	7.1	6.6	20.600	9.4			44.590	
	F 14.080	5.4	5.6	5.6	5.6	6.0	16.800	9.9			40.780	122.670
3.	EDWARDS, Tyler											
	SHASTA TRAMPOLINE											
	Q 14.515	7.4	7.7	7.3	7.8	7.6	22.700	0.0			37.215	82.315
	Q 13.900	7.5	7.5	7.0	7.2	7.4	22.100	9.1			45.100	
	F 12.065	6.6	6.5	6.5	6.6	6.6	19.700	7.9			39.665	121.980
4.	ROWDEN, John (aa)											
	TAG SPORT CENTRE											
	Q 13.965	7.5	7.3	6.8	7.0	8.1	21.800	0.0			35.765	76.910
	Q 13.845	6.9	6.7	6.3	7.2	6.6	20.200	7.1			41.145	
	F 13.985	6.9	6.6	6.5	6.3	6.6	19.700	8.2			41.885	118.795
5.	DOHERTY, Connor											
	SHASTA TRAMPOLINE											
	Q 14.110	8.1	7.1	6.6	7.1	6.6	20.800	0.0			34.910	75.880
	Q 13.570	6.8	6.3	6.2	6.3	6.3	18.900	8.5			40.970	
	F 13.610	5.8	6.4	6.0	5.9	5.8	17.700	8.4			39.710	115.590
6.	KHALI FA, Jared (aa)											
	TAG SPORT CENTRE											
	Q 12.635	6.6	6.6	6.0	6.9	6.9	20.100	0.0			32.735	69.530
	Q 12.895	6.2	6.1	5.7	6.0	5.8	17.900	6.0			36.795	
	F 1.205	0.7	0.7	0.6	0.7	0.7	2.100	0.9			4.205	73.735

Trampoline Mens Novice 15+ Finals
 2012 TG BC CHAMPIONSHIPS
 Kamloops March 16-18, 2012

Rank	Name/CAirtime Prelims	E1	E2	E3	E4	E5	Score	DD	Pen	Bon	Total	Total
7.	WILLIAMS, Colin											
	SHASTA TRAMPOLINE											
	Q 13.375	6.9	6.6	5.9	5.7	6.3	18.800	0.0			32.175	69.585
	Q 13.110	5.2	5.5	5.4	5.6	5.6	16.500	7.8			37.410	
	F 0.000	0.0	0.0	0.0	0.0	0.0	0.000	0.0			0.000	69.585
8.	EDEN, Richard											
	REVELSTOKE ACROBATS											
	Q 0.000	0.0	0.0	0.0	0.0	0.0	0.000	0.0			0.000	0.000
	Q 0.000	0.0	0.0	0.0	0.0	0.0	0.000	0.0			0.000	
	F 0.000	0.0	0.0	0.0	0.0	0.0	0.000	0.0			0.000	0.000
8.	TOMALTY, Brock											
	FLIP CITY											
	Q 0.000	0.0	0.0	0.0	0.0	0.0	0.000	0.0			0.000	0.000
	Q 0.000	0.0	0.0	0.0	0.0	0.0	0.000	0.0			0.000	
	F 0.000	0.0	0.0	0.0	0.0	0.0	0.000	0.0			0.000	0.000

Trampoline Mens Senior Finals
 2012 TG BC CHAMPIONSHIPS
 Kamloops March 16-18, 2012

Rank	Name/CAirtime	Prelims	E1	E2	E3	E4	E5	Score	DD	Pen	Bon	Total	Total
1.	GEREIN, Curtis												
	OGC												
	Q	16.500	8.6	8.6	8.6	8.4	8.6	25.800	3.1			45.400	89.460
	Q	15.460	5.4	6.2	5.0	6.0	5.2	16.600	12.0			44.060	
	F	3.500	1.4	1.3	1.4	1.4	1.4	4.200	3.4			11.100	100.560

Trampoline Mens Youth Finals
 2012 TG BC CHAMPIONSHIPS
 Kamloops March 16-18, 2012

Rank	Name/CAirtime Prelims	E1	E2	E3	E4	E5	Score	DD	Pen	Bon	Total	Total
1.	QUINLAN, Cameron	<hr/>										
	SHASTA TRAMPOLINE											
	Q 15.980	8.1	8.3	7.7	7.7	7.8	23.600	2.0			41.580	46.460
	Q 1.580	0.5	0.6	0.5	0.7	0.5	1.600	1.7			4.880	
	F 14.480	6.2	6.3	6.7	6.5	6.2	19.000	12.9			46.380	92.840

Trampoline Mens Provincial A Finals
 2012 TG BC CHAMPIONSHIPS
 Kamloops March 16-18, 2012

Rank	Name/CAirtime Prelims	E1	E2	E3	E4	E5	Score	DD	Pen	Bon	Total	Total
1.	HUTCHINS, Zachary	<hr/>										
	SHASTA TRAMPOLINE											
	Q 12. 210	7. 1	7. 5	7. 0	7. 4	7. 2	21. 700	0. 0			33. 910	78. 185
	Q 12. 475	6. 6	6. 7	6. 3	6. 6	6. 6	19. 800	6. 0		6. 0	44. 275	
	F 12. 690	7. 4	7. 1	7. 3	7. 5	7. 6	22. 200	6. 0		6. 0	46. 890	125. 075
2.	MEYERS, Brandon											
	SHASTA TRAMPOLINE											
	Q 13. 540	6. 5	6. 9	6. 5	6. 6	6. 2	19. 600	0. 0			33. 140	76. 105
	Q 13. 365	6. 0	6. 5	5. 4	6. 0	5. 8	17. 800	5. 9		5. 9	42. 965	
	F 13. 665	7. 2	7. 2	7. 1	7. 2	7. 5	21. 600	5. 9		5. 9	47. 065	123. 170

Trampoline Mens Provincial B Finals
2012 TG BC CHAMPIONSHIPS
Kamloops March 16-18, 2012

Rank	Name/CA	airtime	Prelims	E1	E2	E3	E4	E5	Score	DD	Pen	Bon	Total	Total
1.	DODD, Gavin	(aa)	<hr/>											
			KGTC											
	Q	0.000	7.1	7.6	7.5	7.8	7.6		22.700	0.0			22.700	54.800
	Q	0.000	6.2	7.1	7.5	7.2	7.4		21.700	5.2		5.2	32.100	
	F	0.000	7.1	7.0	7.2	6.9	7.2		21.300	5.2		5.2	31.700	86.500
2.	FERGUSON, Jordan	(aa)	KGTC											
	Q	0.000	7.6	7.8	7.7	7.4	7.5		22.800	0.0			22.800	52.000
	Q	0.000	6.1	6.7	6.1	6.6	5.7		18.800	5.2		5.2	29.200	
	F	0.000	7.5	7.2	7.2	7.7	7.6		22.300	5.2		5.2	32.700	84.700
3.	COULL, Jaxson		KGTC											
	Q	0.000	7.3	7.3	7.5	7.3	7.8		22.100	0.0			22.100	51.400
	Q	0.000	6.6	6.6	6.6	6.7	7.3		19.900	4.7		4.7	29.300	
	F	0.000	7.5	7.6	7.9	7.7	7.9		23.200	4.7		4.7	32.600	84.000
4.	WINGER, Joshua		REVELSTOKE ACROBATS											
	Q	0.000	6.4	6.6	6.3	6.2	6.9		19.300	0.0			19.300	47.600
	Q	0.000	6.4	6.9	6.7	6.3	6.8		19.900	4.2		4.2	28.300	
	F	0.000	6.3	6.8	6.6	6.8	6.2		19.700	4.2		4.2	28.100	75.700
5.	MAHONEY, Archie		WHISTLER GYMNASTICS											
	Q	0.000	3.6	3.1	3.1	3.2	3.1		9.400	0.0			9.400	40.000
	Q	0.000	6.7	6.6	6.9	6.9	6.0		20.200	5.2		5.2	30.600	
	F	0.000	7.5	7.7	7.8	7.5	7.5		22.700	5.2		5.2	33.100	73.100
6.	TSIGARIS, Eric		KGTC											
	Q	0.000	5.5	5.6	6.1	5.8	5.6		17.000	0.0			17.000	43.600
	Q	0.000	5.6	5.9	6.0	6.3	6.1		18.000	4.3		4.3	26.600	
	F	0.000	6.3	6.8	6.8	6.7	7.1		20.300	4.3		4.3	28.900	72.500

Trampoline Mens Provincial B Finals
2012 TG BC CHAMPIONSHIPS
Kamloops March 16-18, 2012

Rank	Name/CA	airtime	Prelims	E1	E2	E3	E4	E5	Score	DD	Pen	Bon	Total	Total
7.	CROWE, Torin													
	OGC													
	Q	0.000		6.2	6.6	6.3	6.4	6.3	19.000	0.0			19.000	28.600
	Q	0.000		2.1	1.9	1.9	2.0	1.9	5.800	1.9		1.9	9.600	
	F	0.000		7.3	7.4	7.5	7.5	7.8	22.400	5.2		5.2	32.800	61.400
8.	MCLEAN, Declan													
	SHASTA TRAMPOLINE													
	Q	0.000		7.2	7.3	7.0	7.1	7.4	21.600	0.0			21.600	28.600
	Q	0.000		1.5	1.2	1.6	1.6	1.5	4.600	1.2		1.2	7.000	
	F	0.000		7.5	7.3	7.5	7.8	7.6	22.600	5.0		5.0	32.600	61.200
9.	MOULD, Blake (aa)													
	NANAIMO GYMNASTICS													
	Q	0.000		6.2	6.3	6.6	6.0	6.1	18.600	0.0			18.600	29.700
	Q	0.000		2.5	2.7	3.0	2.8	2.6	8.100	1.5		1.5	11.100	
	F	0.000		6.8	6.9	6.9	6.4	6.5	20.200	2.7		2.7	25.600	55.300
10.	MEYERS, Jack													
	SHASTA TRAMPOLINE													
	Q	0.000		0.0	0.0	0.0	0.0	0.0	0.000	0.0			0.000	0.000
	Q	0.000		0.0	0.0	0.0	0.0	0.0	0.000	0.0			0.000	
	F	0.000		0.0	0.0	0.0	0.0	0.0	0.000	0.0			0.000	0.000

Trampoline Mens Provincial B Finals
 2012 TG BC CHAMPIONSHIPS
 Kamloops March 16-18, 2012

Rank	Name/CAirtime Prelims	E1	E2	E3	E4	E5	Score	DD	Pen	Bon	Total	Total
------	-----------------------	----	----	----	----	----	-------	----	-----	-----	-------	-------

*** DID NOT QUALIFY ***

 11. VANHOOREN, Cole

KEY CITY

0.000	0.0	0.0	0.0	0.0	0.0	0.0	0.000	0.0			0.000	0.000
0.000	0.0	0.0	0.0	0.0	0.0	0.0	0.000	0.0			0.000	

Trampoline Mens Provincial C Finals
2012 TG BC CHAMPIONSHIPS
Kamloops March 16-18, 2012

Rank	Name/CA	airtime	Prelims	E1	E2	E3	E4	E5	Score	DD	Pen	Bon	Total	Total
1.	JACOBY, Ben													
			KGTC											
		Q	0.000	7.2	7.6	7.7	7.3	7.7	22.600	0.0			22.600	50.700
		Q	0.000	7.0	7.5	7.3	7.3	7.5	22.100	3.0		3.0	28.100	
		F	0.000	8.2	7.6	8.4	8.2	8.2	24.600	3.0		3.0	30.600	81.300
2.	GORMAN, Jaeden													
			KGTC											
		Q	0.000	6.1	7.6	7.2	6.9	7.2	21.300	0.0			21.300	46.300
		Q	0.000	5.4	6.8	6.3	6.3	6.8	19.400	2.8		2.8	25.000	
		F	0.000	6.4	6.5	6.8	6.5	7.2	19.800	3.0		3.0	25.800	72.100
3.	HAYTER, Evan													
			SHASTA TRAMPOLINE											
		Q	0.000	7.2	7.5	7.3	7.2	7.9	22.000	0.0			22.000	46.200
		Q	0.000	6.8	6.7	6.5	6.3	6.9	20.000	2.1		2.1	24.200	
		F	0.000	6.7	7.1	7.0	7.2	7.1	21.200	2.1		2.1	25.400	71.600
4.	DAVIES, Joe													
			WHISTLER GYMNASTICS											
		Q	0.000	7.4	7.7	7.0	7.2	7.5	22.100	0.0			22.100	44.200
		Q	0.000	5.4	5.9	5.8	5.6	6.5	17.300	2.4		2.4	22.100	
		F	0.000	6.8	6.9	6.9	6.6	6.0	20.300	3.0		3.0	26.300	70.500
5.	POROHOWSKI, Aaron													
			TAG SPORT CENTRE											
		Q	0.000	6.6	7.3	7.1	7.1	7.4	21.500	0.0			21.500	44.400
		Q	0.000	5.4	6.9	6.2	6.6	6.7	19.500	1.7		1.7	22.900	
		F	0.000	7.0	6.8	6.9	6.8	6.9	20.600	1.6		1.6	23.800	68.200
6.	BEEBE, Trent (aa)													
			TAG SPORT CENTRE											
		Q	0.000	6.5	6.8	6.8	6.6	6.7	20.100	0.0			20.100	43.900
		Q	0.000	6.2	6.9	6.6	7.0	6.9	20.400	1.7		1.7	23.800	
		F	0.000	6.6	7.2	7.0	6.9	6.8	20.700	1.7		1.7	24.100	68.000

Trampoline Mens Provincial C Finals
2012 TG BC CHAMPIONSHIPS
Kamloops March 16-18, 2012

Rank	Name/CA	airtime	Prelims	E1	E2	E3	E4	E5	Score	DD	Pen	Bon	Total	Total
7.	DE VAAL, Aiden													
			TAG SPORT CENTRE											
		Q	0.000	5.8	6.0	6.8	6.7	6.6	19.300	0.0			19.300	40.200
		Q	0.000	5.2	6.5	6.2	6.3	6.2	18.700	1.1		1.1	20.900	
		F	0.000	6.9	6.9	7.1	7.1	6.2	20.900	1.1		1.1	23.100	63.300
8.	GARCIA, Ben													
			PR GEORGE GYMNASTICS											
		Q	0.000	5.9	6.9	6.6	6.4	6.9	19.900	0.0			19.900	46.000
		Q	0.000	6.9	6.7	6.3	6.6	6.8	20.100	3.0		3.0	26.100	
		F	0.000	2.3	2.2	2.2	2.1	2.3	6.700	0.7		0.7	8.100	54.100
9.	BASCO, Anthony (aa)													
			TAG SPORT CENTRE											
		Q	0.000	6.6	6.8	6.6	6.1	6.9	20.000	0.0			20.000	22.900
		Q	0.000	0.6	0.4	0.5	0.6	0.7	1.700	0.6		0.6	2.900	
		F	0.000	7.2	7.2	7.1	7.7	6.8	21.500	2.1		2.1	25.700	48.600
10.	MASCHKE, Austin													
			TAG SPORT CENTRE											
		Q	0.000	4.4	5.3	5.0	4.6	4.9	14.500	0.0			14.500	20.400
		Q	0.000	1.8	1.8	2.0	1.9	1.8	5.500	0.2		0.2	5.900	
		F	0.000	4.2	3.9	4.3	3.8	3.5	11.900	0.2		0.2	12.300	32.700

Trampoline Mens Provincial C Finals
 2012 TG BC CHAMPIONSHIPS
 Kamloops March 16-18, 2012

Rank	Name/CAirtime Prelims	E1	E2	E3	E4	E5	Score	DD	Pen	Bon	Total	Total
------	-----------------------	----	----	----	----	----	-------	----	-----	-----	-------	-------

*** DID NOT QUALIFY ***

 11. CALLAHAN, James

OGC

0.000	0.0	0.0	0.0	0.0	0.0	0.0	0.000	0.0			0.000	0.000
0.000	0.0	0.0	0.0	0.0	0.0	0.0	0.000	0.0			0.000	

Trampoline Womens Novice 11-14
2012 TG BC CHAMPIONSHIPS
Kamloops March 16-18, 2012

Rank	Name/CAirtime Prelims	E1	E2	E3	E4	E5	Score	DD	Pen	Bon	Total	Total
1.	SCHMIDT, Emily (aa)											
	KGTC											
	Q 13.455	7.2	7.8	7.4	7.7	7.2	22.300	0.0			35.755	77.895
	Q 13.940	7.3	6.8	7.0	6.9	6.5	20.700	7.5			42.140	
	F 13.900	7.5	7.4	7.7	7.4	7.3	22.300	7.5			43.700	121.595
2.	CROTEAU, Sarah (aa)											
	OGC											
	Q 13.470	7.9	8.2	8.0	8.1	8.0	24.100	0.0			37.570	78.980
	Q 12.910	6.8	6.9	6.3	7.0	6.7	20.400	8.1			41.410	
	F 13.255	7.1	6.8	7.0	7.0	7.6	21.100	8.1			42.455	121.435
3.	MCDONOGH, Jewel											
	TAG SPORT CENTRE											
	Q 13.110	7.3	7.2	6.1	7.1	6.5	20.800	0.0			33.910	74.250
	Q 12.940	6.7	6.8	6.2	6.4	6.7	19.800	7.6			40.340	
	F 12.795	7.2	7.2	7.5	7.2	7.1	21.600	7.6			41.995	116.245
4.	LEFEVRE, Adelle (aa)											
	OGC											
	Q 14.610	7.3	8.2	7.5	7.7	8.1	23.300	0.0			37.910	55.670
	Q 5.660	2.9	2.7	2.6	2.7	2.7	8.100	4.0			17.760	
	F 14.005	7.2	7.4	7.5	7.4	7.6	22.300	8.5			44.805	100.475
5.	KASK, Cassidy (aa)											
	TAG SPORT CENTRE											
	Q 12.760	7.2	7.1	6.1	7.3	6.9	21.200	0.0			33.960	71.910
	Q 12.250	5.8	6.0	5.5	6.1	5.9	17.700	8.0			37.950	
	F 2.645	1.2	1.3	1.3	1.2	1.2	3.700	1.9			8.245	80.155
6.	ENGLAND, Erin											
	TAG SPORT CENTRE											
	Q 0.000	0.0	0.0	0.0	0.0	0.0	0.000	0.0			0.000	0.000
	Q 0.000	0.0	0.0	0.0	0.0	0.0	0.000	0.0			0.000	
	F 0.000	0.0	0.0	0.0	0.0	0.0	0.000	0.0			0.000	0.000

Trampoline Womens Novice 15+
2012 TG BC CHAMPIONSHIPS
Kamloops March 16-18, 2012

Rank	Name/CA	airtime Prelims	E1	E2	E3	E4	E5	Score	DD	Pen	Bon	Total	Total
1.	BOBYN, Jill												
		OGC											
		Q 14.305	7.9	8.3	8.4	7.8	8.5	24.600	0.0			38.905	84.090
		Q 13.885	7.5	7.4	7.5	7.5	7.5	22.500	8.8			45.185	
		F 13.755	6.8	6.9	7.0	7.3	7.2	21.100	8.8			43.655	127.745
2.	GOMES, Ari ana												
		CLUB AVIVA											
		Q 13.930	7.7	8.3	8.1	7.9	7.6	23.700	0.0			37.630	78.800
		Q 13.370	6.9	6.8	6.3	6.8	6.5	20.100	7.7			41.170	
		F 13.275	7.6	7.4	7.3	7.7	7.2	22.300	7.7			43.275	122.075
3.	PAQUET, Zoe												
		OGC											
		Q 9.735	5.3	5.5	4.8	5.3	4.9	15.500	0.0			25.235	69.110
		Q 13.775	7.1	7.2	7.0	7.2	6.9	21.300	8.8			43.875	
		F 13.475	6.8	6.7	6.8	7.0	6.8	20.400	8.8			42.675	111.785
4.	HESMERT, Ti ana												
		CLUB AVIVA											
		Q 13.905	7.5	7.7	7.4	7.4	7.2	22.300	0.0			36.205	41.115
		Q 1.510	0.8	0.7	0.6	0.7	0.7	2.100	1.3			4.910	
		F 14.005	7.6	7.1	7.0	6.9	6.9	21.000	8.5			43.505	84.620
5.	PHILLIPS-TAYLOR, Al ex (aa)												
		TAG SPORT CENTRE											
		Q 0.000	0.0	0.0	0.0	0.0	0.0	0.000	0.0			0.000	0.000
		Q 0.000	0.0	0.0	0.0	0.0	0.0	0.000	0.0			0.000	
		F 0.000	0.0	0.0	0.0	0.0	0.0	0.000	0.0			0.000	0.000
5.	ARTHURS, Ai nsl ee												
		REVELSTOKE ACROBATS											
		Q 0.000	0.0	0.0	0.0	0.0	0.0	0.000	0.0			0.000	0.000
		Q 0.000	0.0	0.0	0.0	0.0	0.0	0.000	0.0			0.000	
		F 0.000	0.0	0.0	0.0	0.0	0.0	0.000	0.0			0.000	0.000

Trampoline Womens Senior Finals
 2012 TG BC CHAMPIONSHIPS
 Kamloops March 16-18, 2012

Rank	Name/CAirtime Prelims	E1	E2	E3	E4	E5	Score	DD	Pen	Bon	Total	Total
1.	SMITH, Samantha	<hr/>										
	OGC											
	Q 14.765	7.9	8.2	8.2	7.8	7.8	23.900	2.7			41.365	86.340
	Q 14.175	6.9	7.0	6.3	6.2	6.8	20.000	10.8			44.975	
	F 13.680	5.2	5.4	5.7	5.6	5.1	16.200	10.0			39.880	126.220
2.	CIRILLO, Anita											
	SHASTA TRAMPOLINE											
	Q 15.890	9.0	8.7	8.8	8.7	8.6	26.200	2.1			44.190	77.920
	Q 10.530	5.0	5.5	4.8	5.1	4.7	14.900	8.3			33.730	
	F 10.460	4.9	5.1	5.0	5.3	4.8	15.000	8.3			33.760	111.680

Trampoline Womens Youth Finals
 2012 TG BC CHAMPIONSHIPS
 Kamloops March 16-18, 2012

Rank	Name/CAirtime Prelims	E1	E2	E3	E4	E5	Score	DD	Pen	Bon	Total	Total
1.	TUCKER, Emma											
	OGC											
	Q 14. 285	8. 4	8. 1	8. 1	8. 0	7. 8	24. 200	2. 2			40. 685	84. 405
	Q 13. 820	7. 0	6. 6	6. 0	6. 7	6. 4	19. 700	10. 2			43. 720	
	F 14. 205	7. 1	7. 1	7. 2	7. 1	6. 8	21. 300	11. 5			47. 005	131. 410
2.	GRUBER, Dani elle											
	OGC											
	Q 14. 540	7. 8	8. 1	8. 5	7. 6	7. 9	23. 800	2. 2			40. 540	87. 385
	Q 14. 145	7. 4	7. 4	7. 4	7. 4	7. 2	22. 200	10. 5			46. 845	
	F 12. 965	6. 6	6. 5	6. 6	6. 9	6. 6	19. 800	9. 8			42. 565	129. 950
3.	STONE, Rachel											
	OGC											
	Q 14. 995	7. 9	7. 8	8. 0	8. 2	7. 8	23. 700	2. 0			40. 695	45. 815
	Q 1. 520	0. 8	0. 7	0. 7	0. 7	0. 7	2. 100	1. 5			5. 120	
	F 14. 615	7. 3	7. 1	7. 3	7. 4	7. 4	22. 000	9. 7			46. 315	92. 130

Trampoline Womens Open Finals
2012 TG BC CHAMPIONSHIPS
Kamloops March 16-18, 2012

Rank	Name/CAirtime Prelims	E1	E2	E3	E4	E5	Score	DD	Pen	Bon	Total	Total
1.	QUINLAN, Poppy	<hr/>										
	SHASTA TRAMPOLINE											
	Q 14.385	7.7	7.3	7.8	7.7	7.5	22.900	2.1			39.385	84.885
	Q 14.100	7.1	7.1	6.8	6.5	6.8	20.700	10.7			45.500	
	F 13.905	6.3	6.1	6.4	6.6	5.8	18.800	10.8			43.505	128.390
2.	O' BRIEN, Tamara (aa)											
	TAG SPORT CENTRE											
	Q 12.760	7.6	7.5	7.4	7.7	7.2	22.500	1.8			37.060	78.670
	Q 12.910	6.7	6.9	6.7	7.0	6.6	20.300	8.4			41.610	
	F 13.235	7.5	6.7	7.2	7.1	7.1	21.400	8.4			43.035	121.705
3.	BORTOLAZZO, Olivia											
	SHASTA TRAMPOLINE											
	Q 14.575	7.5	7.4	8.0	7.0	6.9	21.900	2.1			38.575	85.255
	Q 14.080	7.4	7.8	7.3	7.2	6.8	21.900	10.7			46.680	
	F 0.000	0.0	0.0	0.0	0.0	0.0	0.000	0.0			0.000	85.255
4.	FALCONER, Brittany											
	SHASTA TRAMPOLINE											
	Q 14.120	5.6	5.7	5.0	5.3	5.5	16.400	2.1			32.620	46.890
	Q 4.370	2.0	2.2	2.1	1.8	2.0	6.100	3.8			14.270	
	F 4.460	2.2	2.3	2.2	2.1	2.1	6.500	3.8			14.760	61.650

Trampoline Womens Provincial A
2012 TG BC CHAMPIONSHIPS
Kamloops March 16-18, 2012

Rank	Name/CA	airtime Prelims	E1	E2	E3	E4	E5	Score	DD	Pen	Bon	Total	Total
1.	HAYHURST, Gracyn												
		SHASTA TRAMPOLINE											
		Q 12.480	6.3	6.4	6.4	6.4	5.8	19.100	0.0			31.580	79.620
		Q 12.540	7.0	6.9	6.6	6.5	7.1	20.500	7.5		7.5	48.040	
		F 12.595	7.4	7.8	7.8	7.6	7.6	23.000	7.5		7.5	50.595	130.215
2.	WELSH, Emily												
		OGC											
		Q 12.470	7.4	7.2	7.1	6.8	6.9	21.200	0.0			33.670	79.940
		Q 12.570	7.3	7.2	7.2	7.4	7.2	21.700	6.0		6.0	46.270	
		F 12.660	8.1	7.7	8.0	7.9	7.6	23.600	6.0		6.0	48.260	128.200
3.	BATKE, Stephanie												
		REVELSTOKE ACROBATS											
		Q 12.295	7.6	7.4	7.2	7.0	7.4	22.000	0.0			34.295	79.295
		Q 12.600	6.9	6.8	6.3	7.1	6.7	20.400	6.0		6.0	45.000	
		F 12.895	7.9	7.7	7.8	7.8	8.1	23.500	6.0		6.0	48.395	127.690
4.	DAVIDSON, Delaney												
		SHASTA TRAMPOLINE											
		Q 12.675	6.3	7.3	6.6	6.5	6.8	19.900	0.0			32.575	78.495
		Q 12.620	6.7	6.4	6.4	6.8	6.4	19.500	6.9		6.9	45.920	
		F 12.580	6.9	7.9	7.3	7.6	7.7	22.600	6.9		6.9	48.980	127.475
5.	CRUTCH, Sunita-Aa												
		FLIP CITY											
		Q 12.580	6.7	7.0	6.4	7.0	6.6	20.300	0.0			32.880	77.555
		Q 12.375	6.8	6.9	6.2	6.9	6.4	20.100	6.1		6.1	44.675	
		F 12.645	7.9	7.9	8.2	7.7	8.2	24.000	6.1		6.1	48.845	126.400
6.	KERR, Sarah (aa)												
		FLIP CITY											
		Q 12.770	6.6	6.9	6.5	6.7	6.5	19.800	0.0			32.570	78.180
		Q 12.610	6.9	7.2	6.7	7.5	6.9	21.000	6.0		6.0	45.610	
		F 12.965	7.0	7.4	7.4	6.7	8.1	21.800	6.4		6.4	47.565	125.745

Trampoline Womens Provincial A
2012 TG BC CHAMPIONSHIPS
Kamloops March 16-18, 2012

Rank	Name/CAirtime Prelims	E1	E2	E3	E4	E5	Score	DD	Pen	Bon	Total	Total
7.	BEAUCHAMP, Rachel (aa)											
	KGTC											
	Q 11.145	6.8	6.3	6.5	6.1	6.5	19.300	0.0			30.445	74.700
	Q 12.555	6.5	6.3	6.7	6.3	6.2	19.100	6.3		6.3	44.255	
	F 12.805	7.0	7.1	7.1	7.0	7.2	21.200	6.3		6.3	46.605	121.305
8.	RADIL, Bi anca											
	OGC											
	Q 10.835	7.3	6.9	7.2	6.7	6.9	21.000	0.0			31.835	76.490
	Q 11.955	6.9	7.0	7.0	6.9	7.2	20.900	5.9		5.9	44.655	
	F 11.855	7.7	7.1	7.6	6.8	7.1	21.800	5.1		5.1	43.855	120.345
9.	ROBINSON, Emily (aa)											
	TAG SPORT CENTRE											
	Q 11.305	6.2	6.6	6.0	6.1	6.4	18.700	0.0			30.005	70.420
	Q 11.315	6.2	6.3	5.8	6.3	6.0	18.500	5.3		5.3	40.415	
	F 11.250	6.9	7.2	6.8	6.7	7.4	20.900	5.3		5.3	42.750	113.170
10.	VANDENBERG-CLARK, Jordan											
	REVELSTOKE ACROBATS											
	Q 13.375	6.8	7.1	7.4	7.0	7.3	21.400	0.0			34.775	77.700
	Q 13.025	6.6	6.6	6.8	6.9	7.1	20.300	4.8		4.8	42.925	
	F 9.270	5.4	4.9	5.4	4.9	5.6	15.700	3.2		3.2	31.370	109.070

Trampoline Womens Provincial A
2012 TG BC CHAMPIONSHIPS
Kamloops March 16-18, 2012

Rank	Name/CAirtime Prelims	E1	E2	E3	E4	E5	Score	DD	Pen	Bon	Total	Total
*** DID NOT QUALIFY ***												

11.	DUNCAN, Mari ssa											
	REVELSTOKE ACROBATS											
	12. 350	6.2	6.8	6.0	6.2	5.8	18.400	0.0			30.750	69.310
	12. 760	5.4	5.8	5.4	5.9	5.8	17.000	4.4		4.4	38.560	
12.	FERGUSON, Lydi a (aa)											
	FLIP CITY											
	13. 090	7.0	7.0	6.7	6.8	6.3	20.500	0.0			33.590	51.890
	5. 300	2.6	2.7	2.7	2.6	2.8	8.000	2.5		2.5	18.300	
13.	BRULE, Cheyenne											
	REVELSTOKE ACROBATS											
	12. 730	6.6	6.9	6.6	6.6	6.7	19.900	0.0			32.630	50.265
	5. 235	2.6	2.6	2.5	2.8	2.9	8.000	2.2		2.2	17.635	

Trampoline Womens Provincial B
2012 TG BC CHAMPIONSHIPS
Kamloops March 16-18, 2012

Rank	Name/CAirtime Prelims	E1	E2	E3	E4	E5	Score	DD	Pen	Bon	Total	Total
1.	BERTRAND, Adrielle (aa)	<hr/>										
	KGTC											
	Q 0.000	8.7	8.3	8.5	7.8	7.6	24.600	0.0			24.600	56.300
	Q 0.000	7.0	7.3	7.4	6.7	7.8	21.700	5.0		5.0	31.700	
	F 0.000	7.2	7.6	7.2	7.3	7.6	22.100	5.0		5.0	32.100	88.400
2.	WILKINSON, Sarah											
	SHASTA TRAMPOLINE											
	Q 0.000	7.4	7.7	7.8	8.3	7.5	23.000	0.0			23.000	54.900
	Q 0.000	7.2	7.2	7.3	7.4	7.4	21.900	5.0		5.0	31.900	
	F 0.000	6.7	7.8	7.8	7.5	7.9	23.100	5.0		5.0	33.100	88.000
3.	HOWE, Frankie (aa)											
	REVELSTOKE ACROBATS											
	Q 0.000	8.0	8.1	8.3	8.1	7.5	24.200	0.0			24.200	54.900
	Q 0.000	7.5	7.3	7.5	7.3	7.3	22.100	4.3		4.3	30.700	
	F 0.000	8.1	7.6	7.9	7.9	7.7	23.500	4.3		4.3	32.100	87.000
4.	FITZSIMONDS, Sydney											
	SHASTA TRAMPOLINE											
	Q 0.000	8.1	7.9	8.2	7.8	7.5	23.800	0.0			23.800	54.700
	Q 0.000	7.3	7.5	7.7	7.6	7.6	22.700	4.1		4.1	30.900	
	F 0.000	7.8	7.8	8.1	8.1	8.2	24.000	4.1		4.1	32.200	86.900
5.	BOLLEFER, Jenna (aa)											
	REVELSTOKE ACROBATS											
	Q 0.000	7.8	7.6	8.0	8.3	7.4	23.400	0.0			23.400	54.600
	Q 0.000	7.0	7.5	7.1	7.5	7.2	21.800	4.7		4.7	31.200	
	F 0.000	7.5	7.3	7.1	7.2	7.7	22.000	4.7		4.7	31.400	86.000
6.	SMITH, Emily-Aa											
	TAG SPORT CENTRE											
	Q 0.000	7.9	7.6	7.5	7.1	7.4	22.500	0.0			22.500	53.500
	Q 0.000	7.3	7.3	7.7	7.4	7.5	22.200	4.4		4.4	31.000	
	F 0.000	7.4	7.4	7.6	7.5	7.7	22.500	4.4		4.4	31.300	84.800

Trampoline Womens Provincial B
2012 TG BC CHAMPIONSHIPS
Kamloops March 16-18, 2012

Rank	Name/CA	airtime	Prelims	E1	E2	E3	E4	E5	Score	DD	Pen	Bon	Total	Total
7.	FENWICK, Kayla													
			REVELSTOKE ACROBATS											
		Q	0.000	8.0	8.3	8.0	8.2	7.8	24.200	0.0			24.200	53.500
		Q	0.000	6.3	6.3	6.3	6.2	6.4	18.900	5.2		5.2	29.300	
		F	0.000	7.1	7.0	6.7	6.6	7.3	20.800	5.2		5.2	31.200	84.700
8.	BROWN, Hannah													
			SHASTA TRAMPOLINE											
		Q	0.000	7.1	7.2	7.3	6.9	6.7	21.200	0.0			21.200	51.700
		Q	0.000	6.9	7.0	6.9	6.2	6.7	20.500	5.0		5.0	30.500	
		F	0.000	6.6	6.8	6.5	6.7	6.6	19.900	5.0		5.0	29.900	81.600
9.	SUCHOV, Chloe													
			REVELSTOKE ACROBATS											
		Q	0.000	7.1	7.3	7.1	7.1	7.1	21.300	0.0			21.300	51.100
		Q	0.000	7.0	7.0	7.0	7.2	7.5	21.200	4.3		4.3	29.800	
		F	0.000	5.4	5.6	5.3	5.7	4.9	16.300	3.5		3.5	23.300	74.400
10.	HART, Madeline													
			KGTC											
		Q	0.000	7.4	7.7	7.5	7.4	6.9	22.300	0.0			22.300	52.400
		Q	0.000	7.4	7.5	7.3	7.4	7.3	22.100	4.0		4.0	30.100	
		F	0.000	4.2	4.1	4.2	4.3	3.7	12.500	2.3		2.3	17.100	69.500

Trampoline Womens Provincial B
2012 TG BC CHAMPIONSHIPS
Kamloops March 16-18, 2012

Rank	Name/CA	Irtime	Prelims	E1	E2	E3	E4	E5	Score	DD	Pen	Bon	Total	Total
*** DID NOT QUALIFY ***														

11.	KOLESAR, Sasha													
	OGC													
		0.000		7.5	7.2	7.3	7.2	7.3	21.800	0.0			21.800	50.500
		0.000		7.2	7.4	7.4	6.9	7.1	21.700	3.5		3.5	28.700	
12.	WRIGHT, Amanda													
	SHASTA TRAMPOLINE													
		0.000		7.5	7.5	7.3	6.9	7.4	22.200	0.0			22.200	50.400
		0.000		6.5	6.6	6.7	6.5	6.1	19.600	4.3		4.3	28.200	
13.	KINNEE, Brook-Lynn													
	PR GEORGE GYMNASTICS													
		0.000		7.0	6.8	7.2	6.4	7.1	20.900	0.0			20.900	46.500
		0.000		6.6	6.5	6.3	6.0	6.4	19.200	3.2		3.2	25.600	
14.	STADDON, Gwynevere													
	CLUB AVIVA													
		0.000		6.6	6.3	6.5	6.0	6.7	19.400	0.0			19.400	46.400
		0.000		6.5	6.5	6.6	6.3	7.2	19.600	3.7		3.7	27.000	
15.	HINKS, Jaymie													
	PR GEORGE GYMNASTICS													
		0.000		6.0	5.6	5.9	6.4	5.7	17.600	0.0			17.600	45.575
		0.000		7.1	-	-	7.0	7.3	21.575	3.2		3.2	27.975	
16.	MAUNULA, Tyra (aa)													
	KGTC													
		0.000		6.4	6.1	6.0	6.0	6.3	18.400	0.0			18.400	45.000
		0.000		6.6	6.7	6.5	6.5	7.3	19.800	3.4		3.4	26.600	
17.	HARRIGAN, Caitlin													
	SHASTA TRAMPOLINE													
		0.000		7.9	7.7	7.9	7.8	7.7	23.400	0.0			23.400	27.200
		0.000		0.6	0.6	0.6	0.6	0.6	1.800	1.0		1.0	3.800	
18.	MARTINI, Sabrina													
	KEY CITY													
		0.000		0.0	0.0	0.0	0.0	0.0	0.000	0.0			0.000	0.000
		0.000		0.0	0.0	0.0	0.0	0.0	0.000	0.0			0.000	

Trampoline Womens Provincial C
2012 TG BC CHAMPIONSHIPS
Kamloops March 16-18, 2012

Rank	Name/CA	airtime	Prelims	E1	E2	E3	E4	E5	Score	DD	Pen	Bon	Total	Total
1.	HARRIGAN, Jane													
	SHASTA TRAMPOLINE													
	Q	0.000		8.8	8.7	9.3	9.3	8.5	26.800	0.0			26.800	58.100
	Q	0.000		8.7	8.4	8.5	8.4	8.1	25.300	3.0		3.0	31.300	
	F	0.000		8.7	8.7	9.1	9.1	8.4	26.500	3.0		3.0	32.500	90.600
2.	HARDJOWASITO, Clare													
	SHASTA TRAMPOLINE													
	Q	0.000		8.5	7.8	7.9	7.9	7.8	23.600	0.0			23.600	53.900
	Q	0.000		8.0	8.2	8.1	8.2	7.9	24.300	3.0		3.0	30.300	
	F	0.000		7.7	8.1	8.1	8.5	8.1	24.300	3.0		3.0	30.300	84.200
3.	PODSCHADLY, Jessica (aa)													
	TAG SPORT CENTRE													
	Q	0.000		7.7	8.0	8.0	7.7	7.3	23.400	0.0			23.400	53.700
	Q	0.000		7.8	8.5	8.1	7.6	8.4	24.300	3.0		3.0	30.300	
	F	0.000		7.7	7.5	7.9	8.2	8.1	23.700	3.0		3.0	29.700	83.400
4.	MCDONALD, Abby													
	OGC													
	Q	0.000		7.9	8.1	8.3	8.0	8.2	24.300	0.0			24.300	53.100
	Q	0.000		7.2	7.4	7.6	7.9	7.8	22.800	3.0		3.0	28.800	
	F	0.000		7.5	7.7	7.7	7.8	7.9	23.200	3.0		3.0	29.200	82.300
5.	SLOTMAN, Ava													
	SHASTA TRAMPOLINE													
	Q	0.000		8.2	8.1	8.4	8.0	7.8	24.300	0.0			24.300	52.700
	Q	0.000		7.9	7.6	7.5	8.2	7.9	23.400	2.5		2.5	28.400	
	F	0.000		7.3	7.7	7.7	7.8	7.9	23.200	2.5		2.5	28.200	80.900
6.	RUNDELL, Cc (aa)													
	TAG SPORT CENTRE													
	Q	0.000		8.3	8.1	8.8	8.3	7.6	24.700	0.0			24.700	52.500
	Q	0.000		7.7	6.8	7.4	7.3	7.1	21.800	3.0		3.0	27.800	
	F	0.000		7.2	7.5	7.1	7.3	7.2	21.700	3.0		3.0	27.700	80.200

Trampoline Womens Provincial C
2012 TG BC CHAMPIONSHIPS
Kamloops March 16-18, 2012

Rank	Name/CA	airtime	Prelims	E1	E2	E3	E4	E5	Score	DD	Pen	Bon	Total	Total
7.	CLYNE, Taya													
			TAG SPORT CENTRE											
		Q	0.000	7.8	8.4	7.9	8.2	7.8	23.900	0.0			23.900	52.100
		Q	0.000	7.8	8.1	7.6	7.9	8.2	23.800	2.2		2.2	28.200	
		F	0.000	7.4	6.6	7.5	7.8	7.8	22.700	2.2		2.2	27.100	79.200
8.	DODD, Kristina (aa)													
			KGTC											
		Q	0.000	8.3	8.4	8.3	8.7	7.7	25.000	0.0			25.000	52.400
		Q	0.000	7.3	6.9	7.2	7.1	7.1	21.400	3.0		3.0	27.400	
		F	0.000	6.6	7.3	6.9	6.4	6.4	19.900	3.0		3.0	25.900	78.300
9.	GIRNEY, Makayla (aa)													
			TAG SPORT CENTRE											
		Q	0.000	7.9	7.7	8.2	7.8	7.9	23.600	0.0			23.600	51.300
		Q	0.000	6.8	7.4	7.2	7.3	7.2	21.700	3.0		3.0	27.700	
		F	0.000	6.7	6.9	7.3	6.9	6.7	20.500	3.0		3.0	26.500	77.800
10.	WALKER, Hannah													
			KGTC											
		Q	0.000	8.3	8.5	8.5	8.2	8.2	25.000	0.0			25.000	51.300
		Q	0.000	7.0	6.3	7.1	6.7	7.0	20.700	2.8		2.8	26.300	
		F	0.000	6.8	7.2	6.9	6.9	6.8	20.600	2.8		2.8	26.200	77.500

Trampoline Womens Provincial C
2012 TG BC CHAMPIONSHIPS
Kamloops March 16-18, 2012

Rank	Name/CAirtime	Prelims	E1	E2	E3	E4	E5	Score	DD	Pen	Bon	Total	Total
		0.000	0.0	0.0	0.0	0.0	0.0	0.000	0.0			0.000	

Trampoline Mixed Provincial 10 -
2012 TG BC CHAMPIONSHIPS
Kamloops March 16-18, 2012

Rank	Name/CA	airtime	Prelims	E1	E2	E3	E4	E5	Score	DD	Pen	Bon	Total	Total
1.	CRUTCH, Maya	(aa)	<hr/>											
			FLIP CITY											
		Q	0.000	8.7	8.7	9.0	8.9	8.1	26.300	0.0			26.300	55.600
		Q	0.000	8.0	7.5	7.7	7.6	8.1	23.300	3.0		3.0	29.300	
		F	0.000	8.0	8.2	7.8	7.9	8.1	24.000	3.0		3.0	30.000	85.600
2.	YENDLEY, Jordyn		OGC											
		Q	0.000	8.6	8.5	8.5	8.2	8.0	25.200	0.0			25.200	55.100
		Q	0.000	7.9	7.7	8.2	8.2	7.8	23.900	3.0		3.0	29.900	
		F	0.000	7.7	7.8	7.7	7.0	7.9	23.200	3.0		3.0	29.200	84.300
3.	MCINTOSH, Cyena		SHASTA TRAMPOLINE											
		Q	0.000	8.5	8.6	9.2	8.8	8.6	26.000	0.0			26.000	54.500
		Q	0.000	7.7	7.1	7.3	7.5	7.9	22.500	3.0		3.0	28.500	
		F	0.000	7.8	7.6	7.9	7.8	8.0	23.500	3.0		3.0	29.500	84.000
4.	HAUGEN, Madeline	(aa)	FLIP CITY											
		Q	0.000	7.8	8.2	8.1	8.0	7.9	24.000	0.0			24.000	53.100
		Q	0.000	7.7	7.8	7.6	8.0	7.6	23.100	3.0		3.0	29.100	
		F	0.000	8.0	7.8	7.8	8.0	7.9	23.700	3.0		3.0	29.700	82.800
5.	MASCHKE, Teegan	(aa)	TAG SPORT CENTRE											
		Q	0.000	7.8	7.6	7.6	8.1	7.7	23.100	0.0			23.100	51.400
		Q	0.000	7.8	7.6	7.9	7.8	7.7	23.300	2.5		2.5	28.300	
		F	0.000	7.9	7.9	7.3	7.9	7.5	23.300	2.5		2.5	28.300	79.700
6.	MOORE, Oasia	(aa)	TAG SPORT CENTRE											
		Q	0.000	8.2	8.6	8.8	8.6	8.4	25.600	0.0			25.600	52.800
		Q	0.000	7.6	7.9	7.6	7.1	7.8	23.000	2.1		2.1	27.200	
		F	0.000	7.1	7.3	7.1	7.2	7.0	21.400	2.2		2.2	25.800	78.600

Trampoline Mixed Provincial 10 -
2012 TG BC CHAMPIONSHIPS
Kamloops March 16-18, 2012

Rank	Name/CAirtime Prelims	E1	E2	E3	E4	E5	Score	DD	Pen	Bon	Total	Total
7.	MENDONCA, Isabella REVELSTOKE ACROBATS											
	Q 0.000	8.0	8.2	7.4	7.6	7.5	23.100	0.0			23.100	49.200
	Q 0.000	6.8	7.1	7.3	6.9	7.1	21.100	2.5		2.5	26.100	
	F 0.000	6.9	6.9	7.3	7.4	7.5	21.600	2.5		2.5	26.600	75.800
8.	CLEVERLY, Jaryn OGC											
	Q 0.000	7.8	7.9	8.0	8.3	7.8	23.700	0.0			23.700	50.100
	Q 0.000	7.6	7.9	8.2	8.6	8.1	24.200	1.1		1.1	26.400	
	F 0.000	8.3	7.5	7.9	7.6	7.7	23.200	1.1		1.1	25.400	75.500
9.	CLEVERLY, Jessi OGC											
	Q 0.000	8.3	8.0	8.3	8.6	8.4	25.000	0.0			25.000	50.300
	Q 0.000	7.6	7.2	7.7	7.6	8.2	22.900	1.2		1.2	25.300	
	F 0.000	7.8	7.4	7.3	7.4	7.7	22.500	1.2		1.2	24.900	75.200
10.	PARHAR, Hana CLUB AVIVA											
	Q 0.000	8.1	8.1	8.7	7.9	8.0	24.200	0.0			24.200	49.300
	Q 0.000	7.7	7.5	7.8	7.2	7.5	22.700	1.2		1.2	25.100	
	F 0.000	6.9	7.2	6.4	6.9	6.8	20.600	1.5		1.5	23.600	72.900

Trampoline Mixed Provincial 10 -
2012 TG BC CHAMPIONSHIPS
Kamloops March 16-18, 2012

Rank	Name/CAirtime Prelims	E1	E2	E3	E4	E5	Score	DD	Pen	Bon	Total	Total
	0.000	2.8	3.0	2.8	2.8	3.5	8.600	0.0			8.600	30.100
	0.000	6.3	6.3	5.8	5.9	6.3	18.500	1.5		1.5	21.500	
20.	DI GIROLAMO, Gabriella											
	TAG SPORT CENTRE											
	0.000	7.2	7.0	6.7	7.0	6.3	20.700	0.0			20.700	27.500
	0.000	1.7	1.8	2.1	1.6	2.1	5.600	0.6		0.6	6.800	