








# 2013 Artistic GYMNASTICS BC CHAMPIONSHIPS PRINCE GEORGE

## 2013 BC Championships

- Prince George - April 5-7, 2013

### Session 7: Level 1

#	Gymnast's Name	Club / City	Yr Born (Age)	Floor Sol 	Pom. H. Arçons 	Rings Anneaux 	Vault Saut 	Par. Bars Barres p 	Hor. Bar Barre f 	AA 
				Award	Award	Award	Award	Award	Award	All Around Note total Award
100	<b>Nicholas Pham</b>	Delta /	2004 (9)	Gold	Silver	Silver	Silver	Silver	Silver	Silver
101	<b>Hunter Woodhead</b>	Delta /	2004 (9)	Gold	Silver	Silver	Silver	Silver	Silver	Silver
102	<b>Ben Andrusco-Daon</b>	Flicka /	2005 (8)	Silver	Bronze	Silver	Gold	Silver	Silver	Silver
103	<b>Douglas Forrest</b>	Flicka /	2001 (12)	Gold	Gold	Gold	Gold	Gold	Gold	Gold
105	<b>Dylan Hehr</b>	Okanagan /	2003 (10)	Gold	Silver	Silver	Gold	Gold	Silver	Silver
106	<b>Willis Plant</b>	Okanagan /	2002 (11)	Gold	Gold	Silver	Gold	Gold	Gold	Gold
120	<b>Robson Underwood</b>	Phoenix /	2004 (9)	Gold	Gold	Silver	Gold	Gold	Gold	Gold
107	<b>Lane Oke</b>	Prince George /	2003 (10)	Gold	Gold	Gold	Gold	Gold	Gold	Gold
108	<b>Colbey Simunac</b>	Prince George /	2001 (12)	Gold	Bronze	Gold	Silver	Gold	Silver	Silver
109	<b>Tyler Strizich</b>	Prince George /	2002 (11)	Silver	Bronze	Silver	Gold	Bronze	Bronze	Bronze
110	<b>Evan Weis</b>	Prince George /	2003 (10)	Gold	Gold	Gold	Gold	Gold	Gold	Gold
111	<b>Isaac Wollends</b>	Quesnel /	2004 (9)	Silver	Silver	Silver	Gold	Silver	Silver	Silver
112	<b>Orion Chang</b>	Richmond /	2005 (8)	Gold	Gold	Gold	Gold	Gold	Silver	Gold
113	<b>Kai Iwaasa</b>	Richmond /	2004 (9)	Gold	Gold	Gold	Gold	Gold	Gold	Gold
115	<b>Lucas Liu</b>	Richmond /	2005 (8)	Gold	Gold	Silver	Gold	Gold	Silver	Gold
116	<b>Thomas Frew</b>	Twisters /	2004 (9)	Silver	Gold	Silver	Silver	Gold	Gold	Silver
117	<b>Ethan Ikeda</b>	Twisters /	2004 (9)	Gold	Gold	Gold	Gold	Gold	Gold	Gold
118	<b>Hayden Isfeld</b>	Twisters /	2005 (8)	Silver	Bronze	Silver	Gold	Silver	Silver	Silver

# 2013 BC Championships







## Level 2 (10 and Under)

Apr 5-7, 2013

Printed: 4/7/2013 3:18 PM

Men / 2U / All Ages

Session: All

Rank	Num	Name	Gym							AA
1	133	Evan Fedder	Phoenix	14.200 1*	13.500 3	14.000 2	13.850 4T	14.000 3	13.700 2	83.250 1
2	121	Que Bidewell	Delta	14.100 3	12.350 8	14.350 1	13.900 3	14.950 1	12.800 8	82.450 2
3	125	Trevor Ma	Langley	13.350 6	14.850 1	13.650 4	14.050 2	13.400 6	13.050 5	82.350 3
4	132	Cameron Andres	Phoenix	13.450 5	13.900 2	12.950 5	14.250 1	12.600 10	14.150 1	81.300 4
5	123	Ryder Croome	Langley	14.200 1*	13.400 4	13.750 3	13.150 11	13.500 5	12.950 6	80.950 5
6	127	Maddy Woznica	Langley	10.500 13	13.300 5	12.600 6	12.850 12	13.700 4	13.550 3	76.500 6
7	124	Jayden Kress	Langley	13.600 4	11.350 10	12.050 9T	13.700 7	13.100 8	12.300 10	76.100 7
8	129	Jeremy Filiatrault	Twisters	12.950 8T	11.700 9	12.050 9T	13.200 10	12.650 9	12.850 7	75.400 8
9	131	TJ Jordbakke	Twisters	12.850 10	13.250 6	11.300 12	13.750 6	14.150 2	9.400 13	74.700 9
10	134	Ivar Kraljii	Phoenix	11.700 12	10.850 12	11.950 11	13.350 9	12.250 11	13.300 4	73.400 10
11	126	Luke VanHarmelen	Langley	13.200 7	9.700 13	12.250 8	13.850 4T	13.200 7	11.050 12	73.250 11
12	130	Logan Isfeld	Twisters	12.950 8T	11.300 11	12.450 7	12.350 13	10.200 12	12.500 9	71.750 12
13	122	Trevor Zyp	Delta	12.450 11	12.400 7	10.650 13	13.550 8	0.000 13	11.450 11	60.500 13

# 2013 BC Championships







## Level 2 (11-12)

Apr 5-7, 2013

Printed: 4/7/2013 3:17 PM

Men / 20 / All Ages

Session: All

Rank	Num	Name	Gym							AA
1	135	Brady Clegg	OGC	13.250 1	13.200 1	13.450 1	14.100 1	13.300 1	13.300 1	80.600 1

# 2013 BC Championships







## Level 3 - Under 13

Apr 5-7, 2013

Printed: 4/6/2013 1:15:53 PM

Men / 3U / All Ages

Session: All

Rank	Num	Name	Gym							AA
1	152	Michael Frew	Twisters	10.600 7T	12.250 1	10.900 6	11.400 1	10.500 4	11.600 1	67.250 1
2	157	Kristofer Unipan	Twisters	10.700 4T	11.750 2	11.350 2	11.300 2	10.100 7	10.400 4	65.600 2
3	137	Liam Deagle	Campbell River	10.500 9*	11.400 5	11.000 4	11.000 3*	10.900 2	10.450 3	65.250 3
4	148	Kristofer LaGuardia	Richmond	11.100 1	10.050 15	11.700 1	10.400 14T	11.050 1	10.700 2	65.000 4
5	151	Alon Zvikler	Surrey	10.700 4T	11.500 4	11.050 3	10.600 10*	10.650 3	10.250 5	64.750 5
6	145	Oliver McDougall-Eisele	Glacier	11.000 2T	11.200 9	10.550 9	10.900 6	9.850 10	9.950 6	63.450 6
7	153	Trent Johnson	Twisters	10.300 16	10.450 12	10.850 7T	10.300 16	9.650 12	9.650 7	61.200 7
8	150	Connor Newbery	Smithers	10.400 14T	10.350 13	10.950 5	10.700 8*	10.050 8	8.550 11	61.000 8
9	139	Carson Ogg	Campbell River	10.500 9T	11.250 8	9.500 14	10.400 14T	10.000 9	9.050 9	60.700 9
10	143	Liam Page	Flip City	10.500 9T	11.600 3	10.850 7T	10.600 10*	8.800 15	8.200 13	60.550 10
11	156	DJ Tarbaj	Twisters	10.700 4T	10.900 10	8.950 15	9.800 19*	10.350 5	9.250 8	59.950 11
12	155	Brogan Neufeld	Twisters	11.000 2T	10.300 14	8.700 17	10.800 7	10.250 6	8.350 12	59.400 12
13	142	Alex Stewart	Delta	10.500 9T	9.700 16T	9.700 13	11.000 3*	9.800 11	7.950 14	58.650 13
14	138	Riley Michael	Campbell River	9.800 18	11.350 6	9.900 11	10.700 8*	9.400 14	7.000 17	58.150 14
15	149	Joseph Kindrat	Smithers	10.000 17	9.700 16T	10.200 10	10.600 10*	8.150 18	8.600 10	57.250 15
16	146	River Murphy	Glacier	10.500 9*	10.650 11	9.850 12	10.500 13	8.400 17	6.850 18	56.750 16
17	141	Darren Ewing	Delta	10.600 7T	9.500 18	8.750 16	11.000 3T	8.750 16	7.900 15	56.500 17
18	147	Matthew Sainsbury	Langley	9.600 19	11.300 7	7.700 19	9.900 17*	9.500 13	7.050 16	55.050 18
19	144	Christopher Lawrence-Jeffe	Glacier	10.400 14T	9.150 19	8.050 18	9.900 17*	1.300 20	5.700 19	44.500 19
20	140	Joseph Brinoni	Cariboo Chilcotin	8.600 20	5.300 20	6.850 20	9.800 19*	2.500 19	3.100 20	36.150 20

# 2013 BC Championships







Level 3 - 13+

Apr 5-7, 2013

Printed: 4/6/2013 1:16:22 PM

Men / 30 / All Ages

Session: All

Rank	Num	Name	Gym							AA
1	158	Noah Cender	Delta	10.800 2	11.700 1	11.900 1	11.300 1	10.300 2	10.450 1	66.450 1
2	159	Conor Edgson	Delta	11.000 1	9.300 4	11.300 2	10.900 3	10.700 1	10.150 2	63.350 2
3	160	Brennen Uthkede	Langley	10.500 3	8.350 5	9.150 4	10.200 5	9.300 3	9.650 3	57.150 3
4	668	Mason Wong	Cariboo Chilcotin	9.100 5	9.850 3	9.750 3	11.100 2	9.200 4	7.000 5	56.000 4
5	667	Andrew Bettles	Cariboo Chilcotin	10.400 4	10.350 2	8.400 5	10.400 4	4.500 5	8.350 4	52.400 5

# 2013 BC Championships







## Level 4 - Under 13

Apr 5-7, 2013

Printed: 4/6/2013 8:49:00 PM

Men / 4U / All Ages

Session: All

Rank	Num	Name	Gym							AA
1	171	Treyson Cerrato	Surrey	11.550 2	11.000 3T	12.000 1	11.600 5	11.150 2	10.950 1T	68.250 1
2	169	Shane Hiscock	OGC	11.400 3	10.450 5	11.050 7	11.750 4	11.650 1	10.900 3	67.200 2
3	164	Caleb Richmond	Delta	11.100 6	11.400 2	11.950 2	11.950 2*	10.500 5T	9.800 8	66.700 3
4	170	Jonathan Ray	Richmond	11.300 4	11.500 1	11.250 6	11.400 6	9.250 8	10.450 5*	65.150 4
5	165	Ryan Woodhead	Delta	10.400 8	11.000 3T	11.700 4	11.200 8	10.100 7	10.700 4	65.100 5
6	163	Quinn Kuschel-Ross	Campbell River	11.150 5	7.950 9	11.500 5	12.100 1	10.800 4	10.050 7	63.550 6
7	162	Adin Brenner	Campbell River	10.050 9	9.000 8	10.800 8	11.350 7	10.500 5T	10.950 1T	62.650 7
8	168	Jase Goerzen	OGC	10.600 7	9.950 6	11.850 3	11.950 2*	10.950 3	6.600 9	61.900 8
9	167	Lucas Fabian	OGC	11.850 1	9.350 7	10.250 9	10.550 9	8.300 9	10.450 5*	60.750 9

# 2013 BC Championships







Level 4 - 13+

Apr 5-7, 2013

Printed: 4/6/2013 8:48:32 PM

Men / 40 / All Ages

Session: All

Rank	Num	Name	Gym							AA
1	184	Elijah Horner	Twisters	11.700 2	10.850 2	11.150 6	11.900 1	9.950 4	11.300 1T	66.850 1
2	182	Spencer Principe	Surrey	11.200 7T	11.300 1	11.400 2*	11.300 6	11.250 2	10.300 5T	66.750 2
3	181	Kevin Hignell	Surrey	10.750 10	10.750 3	11.350 4T	11.750 2T	10.650 3	10.300 5T	65.550 3
4	172	Drew Wagner	Campbell River	11.550 3	7.550 10	11.650 1	11.750 2T	11.400 1	11.300 1T	65.200 4
5	174	Eric Wiebe	Delta	11.750 1	9.100 7	10.450 10	11.200 7	9.900 5	10.800 3T	63.200 5
6	175	Aidan Page	Flip City	11.300 6	10.200 5	11.350 4T	11.700 4	8.900 6	8.900 12	62.350 6
7	183	Brendan Ansell	Twisters	11.200 7T	10.250 4	10.650 8	10.950 11	8.700 7	9.900 8	61.650 7
8	176	Taylor Berthelot	KGTC	11.450 4T	9.350 6	10.700 7	11.100 8	7.800 11	9.600 9	60.000 8
9	177	Jason Dahlgren	KGTC	10.050 11	8.550 8T	10.350 11	11.600 5	7.600 12	10.200 7	58.350 9
10	178	Tristan Lockerbie	KGTC	9.850 12	8.550 8T	10.550 9	10.600 13	8.250 10	7.350 13	55.150 10
11	180	Damon Taylor	Kitimat	10.800 9	2.050 12	11.400 2*	10.750 12	8.650 8	9.150 11	52.800 11
12	185	Wyatt Lavers	Twisters	11.450 4T	1.700 13	8.950 13	11.050 9	8.550 9	10.800 3T	52.500 12
13	179	Nicholas Ferguson	Kitimat	9.350 13	2.300 11	9.600 12	11.000 10	6.950 13	9.300 10	48.500 13
14	173	Douglas Carroll	Delta	0.000 14	0.000 14	0.000 14	0.000 14	0.000 14	0.000 14	0.000 14

# 2013 BC Championships







## HP Pre-Argo

Apr 5-7, 2013

Printed: 4/7/2013 3:19 PM

Men / PA / All Ages

Session: All

Rank	Num	Name/Gym								AA
1	204	Nicholas Morrison Phoenix	Day 1	12.800	12.300	12.400	13.400	11.600	13.050	75.550
			Day 2	12.950	8.800	12.600	13.300	12.700	13.200	73.550
Combined Total:										149.100
2	203	Ben Strybos Langley	Day 1	12.000	12.950	12.200	12.300	12.650	13.200	75.300
			Day 2	12.100	12.050	11.400	13.300	12.600	11.850	73.300
Combined Total:										148.600



# 2013 BC Championships







HP Argo

Apr 5-7, 2013

Printed: 4/7/2013 3:19 PM

Men / HA / All Ages

Session: All

Rank	Num	Name/Gym								AA
1	207	Darren Wong Phoenix	Day 1	14.300	13.600	14.050	14.400	14.400	14.850	85.600
			Day 2	14.750	13.100	14.000	13.600	14.400	14.400	84.250
				Combined Total:						169.850
2	206	Chris Kaji Richmond	Day 1	14.100	0.000	13.800	14.450	14.250	14.700	71.300
			Day 2	14.100	0.000	13.050	14.700	13.550	14.350	69.750
				Combined Total:						141.050
3	205	Carl Froese Langley	Day 1	11.000	10.850	9.800	12.500	10.550	9.050	63.750
			Day 2	11.500	5.450	10.700	12.350	12.350	9.950	62.300
				Combined Total:						126.050

# 2013 BC Championships







## HP Junior

Apr 5-7, 2013

Printed: 4/6/2013 5:34:32 PM

Men / HJ / All Ages

Session: All

Rank	Num	Name	Gym							AA
1	214	Aaron Mah	Phoenix	13.750 1	10.500 3	13.650 1	12.300 5	13.150 1	13.450 1	76.800 1
2	212	Steven Chaplin	Twisters	12.100 5	11.450 1	12.700 5	13.500 1	11.350 3	12.100 4	73.200 2
3	208	Alex Farquharson	Delta	12.800 3	11.400 2	13.350 2	13.200 2	10.100 5	12.200 3	73.050 3
4	209	Julian Geisler	Langley	12.550 4	9.950 4	13.050 3	13.100 3	11.200 4	13.100 2	72.950 4
5	210	Brian Lau	Richmond	13.250 2	9.700 5	12.800 4	12.900 4	12.100 2	11.600 5	72.350 5

# 2013 BC Championships







## HP Senior

Apr 5-7, 2013

Printed: 4/6/2013 5:34:43 PM

Men / HS / All Ages

Session: All

Rank	Num	Name	Gym							AA
1	221	Robert Watson	Richmond	13.950 1	11.400 5	14.000 1	13.500 2	12.700 2	12.450 4	78.000 1
2	220	Joshua Stuart	Richmond	13.500 4	13.150 1T	13.750 3	12.900 6	13.650 1	10.000 8	76.950 2
3	219	Devy Dyson	Richmond	12.950 6	12.050 3	13.800 2	12.700 8	12.150 3	12.950 2	76.600 3
4	222	Zachary Clay	Twisters	11.550 9	13.150 1T	12.750 7	13.800 1	11.500 5	12.150 5	74.900 4
5	216	Kal Nemier	Flicka	13.850 2T	10.300 8	13.700 4	13.200 3	9.500 8	13.550 1	74.100 5
6	215	Michael Hood	Delta	13.850 2T	10.850 7	11.600 8	13.100 4	11.400 7	12.550 3	73.350 6
7	217	Scott Nabata	KGTC	12.200 8	11.950 4	13.200 5	12.800 7	11.450 6	11.400 6	73.000 7
8	218	Vladimir Djuric	Richmond	12.300 7	10.900 6	13.100 6	13.000 5	11.750 4	10.900 7	71.950 8
9	223	Jonathan Osers	Twisters	13.050 5	0.000 9	0.000 9	0.000 9	0.000 9	0.000 9	13.050 9

# 2013 BC Championships







## National Youth

Apr 5-7, 2013

Printed: 4/6/2013 5:34:53 PM

Men / NY / All Ages

Session: All

Rank	Num	Name	Gym							AA
1	197	Cohen Kiers	Twisters	11.850 1	11.750 1	11.600 6T	11.100 10	11.650 2	11.350 2	69.300 1
2	186	Michael Sibley	Flicka	11.800 2	8.650 11	12.300 1	13.100 1	11.850 1	11.200 4T	68.900 2
3	189	Kevin Naismith	Langley	11.750 3T	11.700 2	11.500 9T	11.400 5*	11.500 4	10.400 8	68.250 3
4T	199	Andrew Schmidt	Twisters	11.400 7	10.250 6	11.300 11	11.800 4	10.850 8T	11.400 1	67.000 4T
4T	193	Nicolas Bourne	Richmond	10.750 11	11.000 4	12.000 3	10.600 13	11.350 5T	11.300 3	67.000 4T
6	191	Liam Dawson	OGC	11.650 5	11.050 3	11.900 4	11.400 5*	11.350 5*	9.150 11	66.500 6
7	196	Dawson Friesen	Twisters	11.150 8	10.500 5	11.700 5	11.200 8T	10.550 10	11.200 4T	66.300 7
8	190	Cameron Stanley	Langley	11.100 9	8.800 10	12.150 2	12.600 2	10.850 8T	9.500 10	65.000 8
9	192	Kolten Marino	OGC	11.750 3T	8.300 13	11.600 6T	11.200 8T	11.350 5*	10.700 7	64.900 9
10	198	Curtis Olivier	Twisters	11.050 10	10.100 8	11.600 6T	10.700 11*	11.600 3	8.950 12	64.000 10
11	188	Brandon MacDonald	Langley	10.350 13	9.350 9	11.100 12	11.300 7	8.850 11T	10.100 9	61.050 11
12	195	Francois Barnard	Twisters	11.550 6	10.150 7	11.500 9T	12.100 3	8.000 13	6.450 13	59.750 12
13	187	Victor Blaine	Langley	10.700 12	8.450 12	9.000 13	10.700 11*	8.850 11T	10.750 6	58.450 13

# 2013 BC Championships







## National Open

Apr 5-7, 2013

Printed: 4/6/2013 5:35:03 PM

Men / NO / All Ages

Session: All


Rank	Num	Name	Gym							AA
1	202	Kyle Machibroda-Ames	Twisters	11.750 2	10.650 1	11.800 1T	10.600 2	11.300 1	10.800 2	66.900 1
2	200	Tyler Welch	Langley	12.350 1	7.150 3	11.150 3	11.400 1	10.650 2	11.600 1	64.300 2
3	201	Jeremy Gaspar	Twisters	11.450 3	8.250 2	11.800 1T	9.900 3	8.800 3	6.350 3	56.550 3

# 2013 BC Championships

## P2 Argo - 2003-2005

Apr 5-7, 2013

Printed: 4/5/2013 12:28:55 PM  
Women / 2A / 2003-2005  
Session: All

Rank	Num	Name	Gym					AA
1T	655	Jayne Carvell	Flicka	12.200 6	12.550 2	12.750 1	12.250 6T	49.750 1T
1T	645	Tessa Fisk	Langley	12.250 5	12.600 1	12.400 4*	12.500 2	49.750 1T
3T	647	Havana Martinez	Omega	11.400 14T	12.100 4	12.300 6	12.200 8T	48.000 3T
3T	658	Marissa Waldrum	Flicka	11.900 7	11.900 6T	12.200 7T	12.000 14*	48.000 3T
5	651	Zoe Rumsby	Twisters	11.750 10	11.000 13	12.450 3	12.700 1	47.900 5
6	644	Sarah Butt	Langley	12.300 4	10.800 16T	12.500 2	12.100 11*	47.700 6
7	660	Ann Marie Barrette	North Peace	12.350 3	11.950 5	10.850 16	12.350 4	47.500 7
8	659	Shinyi Kao	Phoenix	12.450 1T	12.150 3	11.150 12T	11.550 19	47.300 8
9	640	Grace Akurienne	OGC	12.450 1T	11.550 9	10.950 15	12.100 11T	47.050 9
10	653	Heather Van Houck	Twisters	11.350 16	10.800 16T	12.400 4*	12.400 3	46.950 10
11	648	Stephanie Quek	Omega	11.550 12	11.850 8	11.150 12T	12.200 8T	46.750 11
12	654	Leila Burggraf	Flicka	11.500 13	10.550 18	12.100 9	12.250 6T	46.400 12
13	656	Ana Chiciciuc	Flicka	11.000 19	11.900 6T	11.500 11	11.950 16	46.350 13
14	650	Megan MacLellan	Twisters	11.700 11	10.100 19	12.200 7T	12.300 5	46.300 14
15	652	Erika Van den Brink	Twisters	11.200 17	11.050 12	11.800 10	12.100 11*	46.150 15
16	643	Brooke Biggin	Langley	11.800 8T	10.850 15	11.100 14	12.000 14*	45.750 16
17	657	Angelique Gates	Flicka	11.800 8T	11.250 11	10.700 17*	11.850 17T	45.600 17
18	639	Danica Shaw	Key City	11.150 18	10.950 14	10.700 17*	12.150 10	44.950 18
19	649	Felicity Slater	Omega	11.400 14T	11.500 10	10.500 19	11.400 20	44.800 19
20	641	Kirsty Marshall	OGC	10.900 20	9.950 20	9.950 20	11.850 17T	42.650 20
21	642	Lisa Cernica	Celestina Popa	10.750 21	9.700 21	8.650 21	10.000 21	39.100 21

# 2013 BC Championships





## P2 Argo - 2003

Apr 5-7, 2013

Printed: 4/5/2013 12:28:36 PM

Women / 2A / 2003

Session: All

Rank	Num	Name	Gym					AA
1	631	Imogen Paterson	Phoenix	12.650 1	12.350 1	12.800 1	12.900 1	50.700 1
2	621	Jillian Beaudreau	OGC	12.050 3T	12.050 3	11.700 5T	12.000 6	47.800 2
3	627	Elyse Tilsley	Delta	11.900 6	11.600 7	11.700 5T	11.500 14	46.700 3
4	630	Kaitlin Fairbanks	Phoenix	11.850 7T	10.800 12T	12.400 2	11.450 15*	46.500 4
5	625	Alexa Slipec	Langley	12.050 3T	11.950 4	9.950 15	12.450 2	46.400 5
6	632	Brooklyn Batch	Campbell River	11.850 7T	12.250 2	10.500 13	11.700 12	46.300 6
7	619	Julia Nixon	Fitkidz	11.800 10	10.700 14	11.350 7	12.300 3T	46.150 7
8	634	Abigail Stavast	Smithers	11.650 12	10.200 17	12.200 3	11.900 8	45.950 8
9T	636	Ann Zettler	Terrace	11.400 16	10.400 16	11.800 4	11.950 7	45.550 9T
9T	628	Bridget McLean	Balance	11.450 15	11.100 8T	10.700 11	12.300 3T	45.550 9T
11	623	Hannah Martens	Flip City	11.700 11	11.100 8T	10.600 12	11.600 13	45.000 11
12	629	Bailee Nadin	Flicka	12.400 2	11.100 8T	8.900 18	12.050 5	44.450 12
13	618	Julia Adams	Key City	11.600 13	11.700 6	9.900 16	11.000 18	44.200 13
14	633	Haven Gus	Port Alberni	11.850 7T	11.750 5	8.700 19	11.750 11	44.050 14
15	624	Katie Davidson	Langley	10.750 20	10.550 15	11.100 8	11.450 15*	43.850 15
16	637	Jasmine Whitford	North Peace	11.350 17*	10.950 11	9.150 17	11.850 9T	43.300 16
17	635	Maya Ebeling	Terrace	11.350 17*	10.050 18	10.800 10	10.950 19	43.150 17
18	620	Meaghan Kujat	Momentum	12.000 5	9.300 19	11.000 9	9.950 20	42.250 18
19	638	Sydney Hamilton	Prince George	11.500 14	8.950 20	10.200 14	11.200 17	41.850 19
20	622	Taylor Bowden	OGC	11.150 19	10.800 12T	7.950 20	11.850 9T	41.750 20

# 2013 BC Championships

## P2 Tyro - 2002


Apr 5-7, 2013

Page: 1

Printed: 4/5/2013 12:29:25 PM

Women / 2T / 2002

Session: All

Rank	Num	Name	Gym					AA
1	598	Alexa Cannon	Surrey	12.500 2	11.850 2	11.700 3	12.450 1	48.500 1
2T	606	Brianna Pollock	Campbell River	12.100 5T	11.400 8T	11.550 5	12.150 7T	47.200 2T
2T	603	Jenna Clowes	Flicka	12.400 3T	11.700 3	11.450 8	11.650 14	47.200 2T
2T	610	Meghan Newbery	Smithers	11.750 11	11.450 7	11.800 2	12.200 3T	47.200 2T
5	597	Emma Cornish	Langley	12.400 3T	11.050 11T	11.500 6T	12.200 3T	47.150 5
6	600	Rachel Benjamin	Delta	12.100 5T	11.400 8T	11.100 10T	12.200 3T	46.800 6
7	607	Victoria Lecouteur	Powell River	11.900 8T	11.600 4T	10.700 16	12.400 2	46.600 7
8	595	Shekinah Clark	KGTC	11.050 20T	11.550 6	11.650 4	12.150 7T	46.400 8
9	609	Tara Kerr	Smithers	11.550 13	11.600 4T	12.100 1	10.800 21	46.050 9
10	601	Olivia Siltberg	Richmond	11.350 16T	11.000 14	10.750 15	12.000 10	45.100 10
11	593	Senna Moroney	Glacier	11.250 18	10.350 20T	11.500 6T	11.900 11T	45.000 11
12	599	Sarah Tobin	Surrey	11.400 14T	10.950 15T	10.800 14	11.800 13	44.950 12
13	604	Katie Faerge	Whistler	11.650 12	10.950 15T	11.100 10*	11.200 18	44.900 13
14	605	Caitlyn Johnson	Campbell River	11.100 19	11.250 10	11.100 10*	11.400 17	44.850 14
15	602	Olivia Tasaka	Balance	11.900 8T	10.300 22	11.000 13	11.550 15	44.750 15
16	596	Alyssa Hansen	Club Aviva	12.600 1	11.900 1	9.250 20	10.250 25	44.000 16
17	592	Alexis Dyck	Glacier	11.900 8T	9.650 24	10.200 17	12.200 3T	43.950 17
18	611	Eva Almgren	Terrace	11.400 14T	11.050 11T	10.150 18	10.700 22	43.300 18
19	616	Alyssa Schneider	Quesnel	12.000 7	9.900 23	9.900 19	11.450 16	43.250 19
20	615	Emily Gorder	Quesnel	11.000 22T	10.950 15T	8.700 23	12.050 9	42.700 20
21	612	Ashlee Monsen	Terrace	11.000 22T	9.550 25	11.200 9	10.850 20	42.600 21
22	614	Kaylee Watt	Prince George	11.050 20T	10.950 15T	9.200 21	10.900 19	42.100 22



# 2013 BC Championships

## P2 Tyro - 2002





Apr 5-7, 2013

Page: 2

Printed: 4/5/2013 12:29:26 PM

Women / 2T / 2002

Session: All

Rank	Num	Name	Gym					AA
23	594	Isa Penna	Key City	11.350 16T	10.350 20T	7.900 24	11.900 11T	41.500 23
24	613	Mckenna Powers	North Peace	10.950 24	11.050 11T	9.000 22	10.400 24	41.400 24
25	608	Kendall Ferguson	Kitimat	10.850 25	10.850 19	7.500 25	10.600 23	39.800 25

# 2013 BC Championships





## P2 Tyro - 2001

Apr 5-7, 2013

Printed: 4/5/2013 12:29:14 PM

Women / 2T / 2001





Session: All

Rank	Num	Name	Gym					AA
1	580	Jayd Gorsic	Club Aviva	12.300 2	12.100 5T	12.500 2	12.700 2	49.600 1
2	581	Katelyn Cotterell	Twisters	11.800 12T	12.550 1T	12.100 4	12.900 1	49.350 2
3	575	Kalli Doell	Fitkidz	12.350 1	12.550 1T	12.150 3	12.100 4T	49.150 3
4	586	Misa Yamaoka	Flicka	12.050 6T	12.350 3	11.850 7T	12.100 4T	48.350 4
5	585	Alexis Romero	Flicka	12.150 3*	12.300 4	11.400 10	12.050 6	47.900 5
6	589	Trystinna Bailey	Duncan	11.800 12T	12.050 7	11.900 6	11.750 12T	47.500 6
7	582	Paula Melger-Iida	Twisters	12.150 3*	11.200 15T	11.450 9	12.650 3	47.450 7
8	574	Jade Stuart	Key City	11.850 10T	11.700 10	12.700 1	11.150 18	47.400 8
9	588	Maiah Tanner	Chimo	12.000 8T	11.550 12	11.850 7T	11.950 7*	47.350 9
10	576	Olivia Dunley-Owen	Fitkidz	12.150 3T	11.300 13	12.000 5	11.850 11	47.300 10
11	577	Ella Simmons	Fitkidz	11.050 18	12.100 5T	11.300 11T	11.950 7*	46.400 11
12	665	Bridget Kent	Flicka	12.050 6T	11.200 15T	11.300 11T	11.550 14T	46.100 12
13	579	Katarina Sterk	Fitkidz	11.800 12T	11.050 17T	11.250 13T	11.950 7*	46.050 13
14	573	Kaitlin Grainger	Key City	11.850 10T	11.050 17T	10.000 16	11.950 7*	44.850 14
15	587	Jasmine Duguay	Campbell River	12.000 8T	11.950 8	8.700 19	11.550 14T	44.200 15
16	590	Rachel Turcotte	Kitimat	11.000 19T	11.600 11	11.250 13T	10.250 20	44.100 16
17	583	Nina He	Cartwheels - RCH	11.650 15	11.250 14	10.550 15	10.450 19	43.900 17
18	584	Taiya Stewart	Cartwheels - RCH	11.300 16	9.950 20	9.850 17	11.300 17	42.400 18
19	591	Quinn Clark	North Peace	11.100 17	10.500 19	9.100 18	11.350 16	42.050 19
20	578	Chelsee Reed	KGTC	11.000 19T	11.800 9	6.700 20	11.750 12T	41.250 20

# 2013 BC Championships

## P2 Novice - 2000

Apr 5-7, 2013

Rank	Num	Name	Gym					AA
1	564	Caleigh Lamont	Whistler	12.250 1	12.700 2T	11.650 3	11.950 8T	48.550 1
2	565	Hannah Peatfield	Whistler	11.900 2	12.550 4	12.250 1	11.450 16*	48.150 2
3	561	Soleil Kerfoot	Flicka	11.850 3T	13.000 1	10.400 15*	12.100 6T	47.350 3
4T	558	Kimberly Vandermeulen	Twisters	11.700 7T	11.950 9	10.800 11	12.550 2	47.000 4T
4T	568	Julia Ford	Duncan	11.750 6	12.450 5	11.600 4	11.200 19T	47.000 4T
4T	549	Victoria Lawrence-Jeffery	Glacier	11.450 11*	11.650 11*	11.800 2	12.100 6T	47.000 4T
7	571	Shannon Schuster	Terrace	11.550 10	11.800 10	11.500 5	11.950 8T	46.800 7
8	563	Cassia Jean	Whistler	11.700 7T	12.700 2T	10.500 14	11.850 10	46.750 8
9	555	Lina Gazzola	Celestina Popa	11.450 11*	12.350 6	10.200 17	12.700 1	46.700 9
10	557	Cobi Rowse	Splitz	11.400 15T	11.550 14	11.350 6	12.200 5	46.500 10
11	560	Vanessa Lee	Balance	11.800 5	11.650 11T	11.000 9T	11.150 21T	45.600 11
12	566	Kira Magor	Chimo	11.400 15*	11.250 16T	11.050 8	11.800 11T	45.500 12
13	572	Amy Hackle	Prince George	11.850 3T	10.550 21	11.300 7	11.550 14	45.250 13
14	559	Erika Hoh	Richmond	11.250 19*	11.050 18	10.400 15*	12.350 3*	45.050 14
15	567	Rebeca Bailey	Duncan	11.150 21T	11.650 11*	10.600 12T	11.500 15	44.900 15
16T	556	Emily Martins	Celestina Popa	11.150 21T	12.000 8	9.350 21	12.350 3*	44.850 16T
16T	562	Leah Brownlie	Whistler	11.450 11T	11.250 16T	11.000 9T	11.150 21T	44.850 16T
18	569	Melissa Yeoh	Kitimat	11.400 15*	11.000 19	10.600 12T	11.200 19T	44.200 18
19	551	Jaden Turner	Momentum	11.450 11*	11.400 15	9.150 23	11.650 13	43.650 19
20	554	Mya Bacus	Cartwheels - SRY	11.350 18	12.050 7	9.200 22	10.900 23	43.500 20
21	550	Mariah Feist	Momentum	11.700 7T	9.800 23	9.750 18	11.800 11T	43.050 21
22	553	Madison Nethercote	OGC	11.000 23	10.800 20	9.450 20	11.450 16*	42.700 22

# 2013 BC Championships

## P2 Novice - 2000





Apr 5-7, 2013

Page: 2

Printed: 4/5/2013 6:31:47 PM

Women / 2N / 2000

Session: All

Rank	Num	Name	Gym					AA
23	570	Devyn Young	Smithers	10.700 24	10.350 22	9.650 19	10.800 24	41.500 23
24	552	Mckenzie Woldringh	Momentum	11.250 19*	4.200 24	8.500 24	11.350 18	35.300 24

# 2013 BC Championships





## P2 Novice - 1999

Apr 5-7, 2013

Printed: 4/5/2013 6:31:36 PM

Women / 2N / 1999

Session: All

Rank	Num	Name	Gym					AA
1	547	Reid Powers	Prince George	12.150 3	12.500 1T	12.600 1	13.100 1	50.350 1
2	539	Caitlin MacConnachie	Whistler	12.100 4	12.350 3	11.200 5	12.500 3	48.150 2
3	534	Kate Phillips	Balance	12.300 2	11.850 9	11.100 6T	12.350 5	47.600 3
4	540	Josee Jalbert	Chimo	11.700 13*	12.150 6	11.000 8	12.600 2	47.450 4
5	528	Hailey Lothrop	Glacier	11.750 11T	12.300 4	11.300 3T	11.900 10	47.250 5
6	532	Shannon Zamora	Cartwheels - SRY	11.950 7T	12.100 7	11.300 3T	11.850 11T	47.200 6
7	533	Samantha Lal	Surrey	11.800 10	11.800 10T	11.500 2	12.050 9	47.150 7
8	541	Chelsea Kaye	Duncan	12.400 1	12.200 5	9.600 17	12.200 7*	46.400 8
9	537	Claire Zenko	Balance	11.950 7T	11.350 13	11.100 6T	11.850 11T	46.250 9
10	530	Alexa Fugina	Key City	11.750 11T	11.200 14	10.600 12	11.700 14	45.250 10
11	544	Samantha McKee	Cariboo Chilcotin	11.700 13T	10.900 17	9.800 15T	12.250 6	44.650 11
12T	529	Jenna Bedell	Key City	12.000 6	11.800 10T	8.850 18	11.800 13	44.450 12T
12T	546	Aly Muir	Prince George	11.600 17T	10.550 18	10.700 10	11.600 15	44.450 12T
14	542	Halina Lindia	Flipside	11.600 17T	11.550 12	10.650 11	10.600 20	44.400 14
15T	531	Hope Harvey	KGTC	12.050 5	11.900 8	8.000 19	12.200 7*	44.150 15T
15T	536	Emma Thomas	Balance	11.900 9	10.300 20	10.850 9	11.100 18	44.150 15T
17	543	Jasmine Brenner	Nanaimo	11.250 20	11.150 15	10.450 13	11.050 19	43.900 17
18	535	Sydney Sturgess	Balance	11.700 13*	12.500 1T	7.500 21	11.550 16	43.250 18
19	538	Julia Quattrociocchi	Phoenix	11.700 13T	8.900 21	9.800 15T	12.450 4	42.850 19
20	548	Samantha Thomas	Prince George	— 21	10.950 16	10.400 14	9.550 21	41.850 20
21	545	Michaela Newberry	Cariboo Chilcotin	11.350 19	10.450 19	7.700 20	11.250 17	40.750 21

# 2013 BC Championships

## P2 Open





Apr 5-7, 2013

Page: 1

Printed: 4/5/2013 9:12:27 PM

Women / 20 / All Ages





Session: All

Rank	Num	Name	Gym					AA
1	508	Katrina Penner-Loat	Twisters	11.650 11T	12.050 4T	12.450 2	12.500 1T	48.650 1
2	507	Lexi Gaspar	Twisters	11.650 11T	12.500 1	12.100 3	12.150 6	48.400 2
3	521	Isabel Edwards	Smithers	11.950 5	11.900 7	11.900 4	12.500 1T	48.250 3
4	509	Emma Crooks	Wings	12.850 1	11.300 15	11.550 7T	12.250 4T	47.950 4
5	520	Brooke Wright	Nanaimo	12.350 2	12.400 2	10.950 15	11.950 8T	47.650 5
6	522	Nadia Maskiewich	Smithers	11.550 14	12.050 4T	11.500 9T	12.400 3	47.500 6
7T	525	Erica Hirtz	Prince George	11.900 6	12.300 3	10.900 16	11.950 8T	47.050 7T
7T	526	Kimberly Marsh	Prince George	12.200 3	11.750 8	11.500 9T	11.600 19	47.050 7T
9T	504	Mariah Lloyd	Cartwheels - SRY	12.050 4	11.650 10	11.450 11T	11.800 11*	46.950 9T
9T	515	Isabella Pelletier	Chimo	11.600 13	11.950 6	11.750 5	11.650 17T	46.950 9T
11	500	Julie Poetsch	Glacier	11.850 7	11.250 16T	11.650 6	11.900 10	46.650 11
12	510	Savana Fogh	Wings	11.400 17T	10.400 23	12.900 1	11.750 14T	46.450 12
13	499	Casmin McCatty	Glacier	11.800 8T	11.100 18	11.550 7T	11.800 11T	46.250 13
14	502	Taylor Potter	Key City	11.800 8T	11.450 12T	11.450 11T	11.000 23	45.700 14
15	506	Sydney Zeller	Cartwheels - SRY	11.400 17*	11.350 14	10.600 20	12.250 4T	45.600 15
16T	518	Sarah Massey	Nanaimo	11.500 15	11.700 9	10.100 25	11.700 16	45.000 16T
16T	511	Danielle Goodman	Balance	11.050 24	11.450 12T	11.300 14	11.200 21	45.000 16T
18	498	Larissa Wood	Creston	11.000 25	11.250 16T	10.400 23T	12.000 7	44.650 18
19	501	Bronwyn Sutherland	Glacier	11.700 10	11.000 19T	10.000 27	11.750 14T	44.450 19
20	505	Kimberly Zamora	Cartwheels - SRY	11.200 21	11.600 11	10.500 21T	10.950 24*	44.250 20
21	512	Nina Hamman	Phoenix	11.450 16	9.750 28	11.350 13	11.650 17T	44.200 21
22	513	Breann Murray	Phoenix	10.950 26	10.950 21	10.500 21T	11.100 22	43.500 22

# 2013 BC Championships

## P2 Open

Apr 5-7, 2013

Rank	Num	Name	Gym					AA
23	516	Hannah Vallevend	Chimo	11.150 22T	11.000 19T	10.850 17	10.250 28	43.250 23
24	503	Lana von Wittgenstein	Key City	11.400 17*	9.850 27	10.400 23T	10.950 24*	42.600 24
25	514	Safiya Von Amsberg	Phoenix	10.500 28	10.000 25	10.800 18	11.250 20	42.550 25
26	527	Lindsay Van Mook	Prince George	11.250 20	10.350 24	10.050 26	10.850 26	42.500 26
27	517	Jordan DeWit	Nanaimo	11.150 22T	9.700 29	9.500 28	11.800 11*	42.150 27
28	524	Rachael McPhail	North Peace	10.800 27	9.950 26	8.650 29	10.450 27	39.850 28
29	523	Ryleigh Young	Smithers	0.000 29	10.500 22	10.750 19	9.850 29	31.100 29

# 2013 BC Championships





## P3 Argo

Apr 5-7, 2013

Printed: 4/7/2013 3:16 PM

Women / 3A / All Ages

Session: All

Rank	Num	Name	Gym					AA
1	486	Sophie Anderson	Delta	12.200 2T	13.266 1	12.500 1T	12.400 6T	50.366 1
2	491	Kyra Sager-Hoffard	Langley	11.466 11	12.833 2	12.500 1T	12.700 2	49.499 2
3	496	Ella Palmer	Twisters	12.200 2T	12.300 6	11.466 6	12.850 1	48.816 3
4	488	Ella Rogers	Delta	11.833 4	12.633 3	11.566 5	12.500 3T	48.532 4
5	495	Brienna Gaspar	Twisters	11.666 6T	12.333 4T	11.866 3	12.500 3T	48.365 5
6	494	Oasia Moore	TAG	11.700 5	12.333 4T	10.966 7	12.400 6T	47.399 6
7	490	Emma Lim	Key City	12.700 1	11.700 7	10.466 9	12.200 8	47.066 7
8	484	Cassidy Bodnar	Campbell River	11.633 8	11.333 8	11.733 4	11.700 11	46.399 8
9	487	Ella Crawford	Delta	11.600 9T	10.733 12	10.300 10	12.450 5	45.083 9
10	485	Natalie Anderson	Delta	11.600 9T	10.900 11	9.800 11	12.000 9T	44.300 10
11	492	Courtney Smith	Langley	11.233 12	11.266 9	9.766 12	12.000 9T	44.265 11
12	489	Jennifer Vandespiker	Flicka	11.666 6T	8.833 13	10.666 8	10.850 12	42.015 12
13	493	Gabriella Di Girolamo	TAG	11.100 13	11.033 10	9.433 13	10.350 13	41.916 13



# 2013 BC Championships





## P3 Tyro - 2001-2002

Apr 5-7, 2013

Printed: 4/5/2013 6:32:57 PM

Women / 3T / 2001-2002

Session: All

Rank	Num	Name	Gym					AA
1	481	Maya Crutch	Flip City	12.250 6	12.850 3T	12.366 1	13.200 1	50.666 1
2	464	Amara Lewis-Raymond	Flicka	13.150 1	12.900 2	12.200 3	12.400 3T	50.650 2
3	463	Sage Bishop-Beaurone	Langley	12.850 2T	12.950 1	12.333 2	12.350 5	50.483 3
4	482	Jennifer Hung	Flip City	12.000 7T	12.850 3T	11.166 17	12.450 2	48.466 4
5	471	Emma Schmor	Langley	12.850 2T	11.750 13T	11.700 8	12.150 6	48.450 5
6	483	Jessica Higgins	Quesnel	12.000 7T	12.400 6	11.533 9T	11.850 10	47.783 6
7	474	Jocelyn Dendaas	Langley	12.350 5	11.800 12	11.900 6	11.450 15	47.500 7
8T	470	Ella Davidson	Langley	12.400 4	12.150 7	11.533 9T	11.350 17	47.433 8T
8T	465	Hannah Volpe	Splitz	12.000 7T	11.750 13T	11.733 7	11.950 9	47.433 8T
10	476	Sara Takagi	Phoenix	12.000 7T	11.950 9T	11.400 14T	12.000 7T	47.350 10
11	472	Rachel Pham	Delta	11.450 16	11.950 9T	11.533 9T	12.000 7T	46.933 11
12	468	Yoanna Nikolova	Flicka	11.950 11T	11.100 17	12.066 4	11.800 11	46.916 12
13	480	Hailey Jackson	Whistler	11.100 18	11.900 11	12.033 5	11.750 12T	46.783 13
14	475	Annika Coombes	Langley	11.550 14	12.850 3T	11.400 14T	10.800 18T	46.600 14
15	477	Callie Foreman	Delta	11.350 17	11.300 16	11.533 9T	11.750 12T	45.933 15
16	466	Jaydn Ansell	Twisters	11.950 11T	11.000 18	10.433 19	12.400 3T	45.783 16
17	469	Sierra Watson	Langley	11.500 15	10.700 20	11.500 13	10.800 18T	44.500 17
18	478	Emma Guertin	KGTC	11.000 19	10.950 19	10.633 18	11.400 16	43.983 18
19	473	Christine Strain	KGTC	11.800 13	12.050 8	8.233 20	11.650 14	43.733 19
20	479	Bronwyn Ellington	Prince George	9.950 20	11.550 15	11.233 16	10.400 20	43.133 20

# 2013 BC Championships





## P3 Tyro - 2001

Apr 5-7, 2013

Printed: 4/5/2013 6:32:04 PM

Women / 3T / 2001

Session: All

Rank	Num	Name	Gym					AA
1	462	Quinn Butcher	KGTC	12.700 2	12.450 2	11.633 6	12.050 4	48.833 1
2	444	Gabriella Flynn	Whistler	12.900 1	12.400 3T	11.100 10	12.300 3	48.700 2
3	457	Claire Bent	Flicka	12.350 3T	11.950 8	10.600 14	12.450 1	47.350 3
4	446	Sierra Chang	Delta	11.600 13T	11.350 12T	11.966 2T	12.400 2	47.316 4
5	452	Mackenzie Henderson	Campbell River	12.050 6T	12.400 3T	11.833 4	11.000 16	47.283 5
6	447	Aleksa Torrance	Flip City	12.050 6T	10.950 15	12.133 1	11.800 7	46.933 6
7	451	CC Rundell	TAG	12.350 3T	10.500 18	11.966 2T	11.550 10	46.366 7
8	455	Abigail Anderson	Port Alberni	12.000 8	11.250 14	11.566 8	11.400 13	46.216 8
9	459	Jillian Principe	Surrey	11.400 16	12.600 1	10.000 16	11.900 6	45.900 9
10	456	Sophia Mossie	Chimo	11.950 9	10.700 17	11.600 7	11.500 11	45.750 10
11	454	Braelyn Dillon	OGC	11.300 18	11.350 12T	10.900 12	12.000 5	45.550 11
12	453	Madalyn Schraeder	Flicka	11.700 11	11.600 10	11.700 5	10.250 19	45.250 12
13	460	Kristen Kranjc	Whistler	11.900 10	10.750 16	11.400 9	11.050 15	45.100 13
14	458	Jennifer Principe	Surrey	11.350 17	12.250 5	10.333 15	11.100 14	45.033 14
15	443	Ali Hunter	Nanaimo	11.600 13T	11.850 9	11.000 11	10.500 18	44.950 15
16	449	Erika Chan	Phoenix	12.100 5	11.450 11	9.233 18	11.650 8	44.433 16
17	461	Chantal Martens	KGTC	11.250 19	12.200 6	9.666 17	10.550 17	43.666 17
18	450	Madison Moore	Quesnel	11.650 12	9.700 19	10.633 13	11.600 9	43.583 18
19	445	Reese Wheeldon	Falcon	11.550 15	12.100 7	8.166 19	11.450 12	43.266 19

# 2013 BC Championships

## P3 Novice





Apr 5-7, 2013

Rank	Num	Name	Gym					AA
1	435	Cheska Quejado	Phoenix	12.450 2T	12.550 2	12.200 2	12.450 5T	49.650 1
2	434	Michelle Cheung	Phoenix	11.800 8T	12.800 1	12.000 3	12.950 1	49.550 2
3	409	Sarah Chan	Delta	12.700 1	12.000 7	11.150 12T	12.300 7T	48.150 3
4T	414	Kylee Dyck	Glacier	11.950 6	10.900 21	12.350 1	12.600 2	47.800 4T
4T	441	Alora Jones	Wings	12.000 5	12.050 5T	11.500 4T	12.250 10T	47.800 4T
6	427	Anna MacDonald	Prince George	12.450 2T	12.050 5T	11.350 10	11.750 14T	47.600 6
7	415	Ella Keelan	Glacier	12.400 4	11.650 8T	11.250 11	12.250 10T	47.550 7
8	425	Katya Senilova	Powell River	11.800 8T	11.450 12T	11.500 4T	12.550 3	47.300 8
9	433	Nikita May	TAG	11.350 18T	12.300 3	10.800 18	12.500 4	46.950 9
10	428	Rhiana Palfy	Prince George	11.900 7	11.550 10	10.900 16T	12.300 7T	46.650 10
11	426	Mary-Kate Barwise	Prince George	11.750 11T	11.150 18	11.400 8T	11.700 18	46.000 11
12	429	Mekenna Parker	Prince George	11.450 16	11.250 17	11.500 4T	11.750 14T	45.950 12
13	430	Pyper Burns	Smithers	11.200 22	12.200 4	11.400 8T	10.700 26T	45.500 13
14	418	Taylor Johnstone	Key City	11.700 13	11.650 8T	9.950 24	12.100 12	45.400 14
15	423	Delaney Bozarth	North Peace	11.600 14	11.450 12T	10.350 22	11.750 14T	45.150 15
16	431	Luci Kask	Surrey	11.350 18T	11.350 15T	10.650 19	11.500 19	44.850 16
17	438	Katie Philips	White Rock	11.300 20	10.950 20	11.150 12T	11.250 21T	44.650 17
18	407	Kaylee Guignard	Chimo	11.400 17	11.400 14	9.350 25	12.450 5T	44.600 18
19	432	Kayla Dudley	TAG	11.250 21	10.050 24	11.050 14	12.000 13	44.350 19
20	417	Sydney Leahy	KGTC	11.800 8T	9.200 28	11.500 4T	11.400 20	43.900 20
21	424	Katie Dohm	Powell River	11.500 15	11.350 15T	8.400 28	12.300 7T	43.550 21
22	440	Lily Rio	White Rock	10.950 25	11.000 19	10.500 20	11.000 24	43.450 22

# 2013 BC Championships

## P3 Novice

Apr 5-7, 2013

Rank	Num	Name	Gym					AA
23	413	Jenna Snell	Flip City	10.200 30T	10.400 23	10.900 16T	10.850 25	42.350 23
24	411	Emily Rebneris	Falcon	11.100 23	9.600 26	11.000 15	10.300 30	42.000 24
25	416	Taylor Gray	KGTC	10.700 28T	10.600 22	8.900 26	11.750 14T	41.950 25
26	419	Amy Baker	Momentum	10.700 28T	9.550 27	10.050 23	10.650 29	40.950 26
27	437	Alexandria Godlewski	White Rock	11.750 11T	9.850 25	8.050 29	11.250 21T	40.900 27
28	439	Madison Plug	White Rock	10.850 26	11.500 11	7.750 30	8.850 31	38.950 28
29	422	Sheahan Wonacott	Momentum	10.200 30T	5.500 29	10.400 21	10.700 26T	36.800 29
30	420	Emma Kujat	Momentum	11.000 24	4.950 31	8.650 27	10.700 26T	35.300 30
31	421	Cassie Piekarczyk	Momentum	10.800 27	5.050 30	6.850 31	11.150 23	33.850 31

# 2013 BC Championships

## P3 Open




Apr 5-7, 2013

Page: 1

Printed: 4/6/2013 1:15:27 PM

Women / 30 / All Ages





Session: All

Rank	Num	Name	Gym					AA
1	389	Catherine Spencer	Key City	11.800 10	12.950 1	11.900 3	11.850 10T	48.500 1
2	395	Serena So	Richmond	0.000 20	11.700 9T	12.650 1	12.300 2	48.000 2
3	383	Lauren Carr	Chimo	11.700 11T	12.150 4	11.450 5	12.500 1	47.800 3
4	390	Ally Olson	Langley	11.650 13T	12.000 6	12.300 2	11.250 20	47.200 4
5	392	Miranda Doerksen	Prince George	12.850 1	11.700 9T	10.450 12	11.850 10T	46.850 5
6T	385	Sawyer Sturam	Chimo	11.950 9	12.050 5	11.150 7	11.600 17	46.750 6T
6T	382	Ashlyn Ouellette	Campbell River	12.200 4	11.350 17T	11.200 6	12.000 5	46.750 6T
8	406	Raquel Slotten	Wings	11.300 21	12.350 2	10.850 9T	11.900 7T	46.400 8
9	386	Chloe Barrick	Flip City	11.600 15T	11.850 7T	10.650 11	12.050 3T	46.150 9
10	401	Gaia Pryde	Phoenix	11.700 11T	11.600 11	10.850 9T	11.950 6	46.100 10
11	402	Ryleigh Staples	Phoenix	11.150 23T	11.100 21	11.750 4	11.900 7T	45.900 11
12	400	Gabriella Monagan	Phoenix	12.000 6T	11.850 7T	9.850 15	12.050 3T	45.750 12
13	399	Maddie Arthur	Phoenix	12.000 6T	11.550 12T	10.150 14	11.900 7T	45.600 13
14	396	Mackenzie Arnold	Splitz	12.250 3	12.250 3	8.850 22	11.750 15	45.100 14
15	393	Jaymie Hinks	Prince George	12.500 2	11.350 17T	9.250 20	11.850 10T	44.950 15
16	404	Nicaela Little	White Rock	12.100 5	11.300 19	9.550 17	11.850 10T	44.800 16
17	388	Selma Janbey	Key City	11.600 15T	11.400 16	9.300 19	11.700 16	44.000 17
18	397	Rayanne Quinn	Surrey	11.400 19	11.550 12T	9.400 18	11.350 18	43.700 18
19	381	Katie Lund	Campbell River	11.650 13T	10.550 23	10.250 13	10.900 21	43.350 19
20	394	Tianna Millns	Prince George	11.450 18	11.150 20	9.650 16	10.450 22	42.700 20
21	403	Fiona Titley	Phoenix	11.500 17	9.950 25	9.150 21	11.800 14	42.400 21
22	380	Mackenzie Johnson	Campbell River	12.000 6T	11.550 12T	8.800 23	10.000 23	42.350 22

# 2013 BC Championships

## P3 Open

Apr 5-7, 2013

Rank	Num	Name	Gym					AA
23	398	Jessica Wojcik	TAG	11.150 23T	10.900 22	8.150 24	11.300 19	41.500 23
24	405	Sarah Noble	White Rock	11.250 22	10.050 24	6.550 25	9.950 24	37.800 24
25	387	Emilee Gal	KGTC	0.000 25	11.450 15	11.100 8	0.000 25	22.550 25

# 2013 BC Championships





## P4 Argo / Tyro

Apr 5-7, 2013

Printed: 4/5/2013 7:03:40 PM

Women / 4A,4T / All Ages

Session: All

Rank	Num	Name	Gym					AA
1	379	Tamara Skulstad	Twisters	12.700 4	12.600 2	12.300 3T	13.400 1	51.000 1
2	376	Megan Goble	Omega	12.900 2	13.600 1	12.300 3T	12.050 5	50.850 2
3	377	Azumi Konaka	Phoenix	12.550 6T	12.350 4	12.966 1	12.750 2	50.616 3
4	369	Darcy Schultz	Delta	12.250 9T	11.700 6	12.100 5T	12.700 3	48.750 4
5	378	Sophia Walters	Langley	13.150 1	11.600 7	12.066 7	11.900 6	48.716 5
6	375	Paula Urquidi	Langley	12.600 5	12.450 3	12.933 2	10.250 10	48.233 6
7	374	Emilie Hong	Langley	12.800 3	12.300 5	10.033 10	12.600 4	47.733 7
8	368	Porter Trevisan	Club Aviva	12.550 6T	11.500 8	12.100 5T	11.500 8	47.650 8
9	371	Keerstin Arden	Duncan	12.250 9T	10.650 9	10.666 8	11.850 7	45.416 9
10	372	Charlotte Power	Flicka	12.500 8	9.500 10	10.266 9	10.800 9	43.066 10

# 2013 BC Championships





## P4 Novice

Apr 5-7, 2013

Printed: 4/7/2013 3:17 PM

Women / 4N / All Ages

Session: All

Rank	Num	Name	Gym					AA
1	366	Dina Lowe	Phoenix	13.100 1	13.033 1	12.233 1	12.900 2T	51.266 1
2	367	Georgia Posno	Phoenix	12.233 8	12.566 3	10.866 3T	12.900 2T	48.565 2
3	364	Deandra McNaught	Splitz	12.600 4	11.733 6	11.333 2	12.250 5	47.916 3
4T	354	Alex Angus	Flicka	12.266 7	12.633 2	10.000 8	11.550 12	46.449 4T
4T	357	Alexis Doyle	Langley	12.066 9	12.200 4	10.333 6	11.850 7	46.449 4T
6	360	Ciara Kemball	Lions Pride	12.500 5	11.300 8	9.400 11	13.050 1	46.250 6
7	352	Samantha Johnson	Duncan	12.700 2	10.400 10	10.800 5	12.150 6	46.050 7
8	358	Chantal Frederick	Langley	11.466 12	11.433 7	10.866 3T	11.750 8T	45.515 8
9	356	Kayley Lim	Key City	12.633 3	10.866 9	9.833 10	11.750 8T	45.082 9
10	361	Paris Leigh	Lions Pride	11.566 11	11.800 5	9.900 9	11.350 13	44.616 10
11	353	Sara Keating	Falcon	12.433 6	8.900 13	10.200 7	11.600 11	43.133 11
12	362	Brooke Murray	OGC	12.000 10	10.300 11	8.500 12T	11.650 10	42.450 12
13	365	Alicia Farquharson	Phoenix	10.900 13	9.400 12	8.500 12T	12.300 4	41.100 13



# 2013 BC Championships





## P4 Open

Apr 5-7, 2013

Printed: 4/5/2013 9:12:39 PM

Women / 40 / All Ages

Session: All





Rank	Num	Name	Gym					AA
1	348	Jamie Clarke	Phoenix	12.400 7T	12.333 2	12.350 2	12.050 5T	49.133 1
2	330	Tiffany Sharkie	Campbell River	12.850 6	12.466 1	11.650 5	12.050 5T	49.016 2
3	344	Jordanne Dunbar	Splitz	13.100 2T	12.200 5	11.800 4	11.650 8	48.750 3
4	333	Julie Bolko	Key City	13.100 2T	11.500 8	11.300 9	12.250 2	48.150 4
5	340	Brianna Owen	North Peace	13.250 1	9.666 16	12.500 1	12.350 1	47.766 5
6	335	Jayleen Lim	Key City	12.900 5	12.233 4	10.450 14	11.500 9T	47.083 6
7	337	Madysen Sandberg	Key City	12.400 7T	11.700 7	10.750 11	12.200 3T	47.050 7
8	345	Emily Carroll	Surrey	12.400 7T	11.133 10	11.450 8	11.850 7	46.833 8
9	329	Melissa MacAdam	Campbell River	13.050 4	11.366 9	10.100 15	12.200 3T	46.716 9
10	339	Sumara Stroshein-Blagborn	Langley	12.200 11	12.066 6	11.550 6T	10.750 14T	46.566 10
11	347	Jaelyn Ferrara	TAG	11.200 15	12.300 3	10.650 12	11.500 9T	45.650 11
12	338	Alaini Bamba	Langley	12.350 10	10.033 15	11.250 10	11.500 9T	45.133 12
13	336	Cherish Parisien	Key City	11.450 14	10.500 12	11.550 6T	11.050 12	44.550 13
14	346	Jusleen Sangha	Surrey	12.150 12	7.866 17	11.900 3	10.750 14T	42.666 14
15	334	Mackenzie Carlstrom	Key City	10.550 16	10.133 14	10.550 13	10.950 13	42.183 15
16	331	Kiara Rahmati	Club Aviva	11.650 13	10.300 13	0.000 16*	0.000 16*	21.950 16
17	349	Tessa Wilson	Phoenix	0.000 17*	11.033 11	0.000 16*	0.000 16*	11.033 17
18	341	Shayna McCormick	Prince George	0.000 17*	0.000 18	0.000 16*	0.000 16*	0.000 18

# 2013 BC Championships

## P5 Tyro

Apr 5-7, 2013

Printed: 4/7/2013 12:15:04 PM  
 Women / 5T / All Ages  
 Session: All





Rank	Num	Name	Gym					AA
1	324	Haley Biggin	Langley	12.200 6	11.366 3	13.450 1	12.700 1	49.716 1
2	327	Alyssa Eng	Richmond	12.900 2T	11.066 5	11.350 3	12.250 3T	47.566 2
3	328	Celine May	TAG	12.000 7	11.333 4	11.850 2	12.250 3T	47.433 3
4	323	Allyson Armstrong	Langley	12.700 5	11.666 2	10.400 6	12.650 2	47.416 4
5	321	Jaime Fourchalk	Flicka	13.433 1	10.733 6	10.350 7	11.700 6	46.216 5
6	325	Lauren VanHarmelen	Langley	12.900 2T	8.633 8	11.150 4	11.750 5	44.433 6
7	326	Jenna Mick	OGC	12.733 4	10.533 7	10.800 5	10.300 7	44.366 7
8	320	Allison Beyer	Club Aviva	0.000 8	12.200 1	10.100 8	0.000 8	22.300 8

# 2013 BC Championships

## P5 Novice

Apr 5-7, 2013

Printed: 4/7/2013 12:15:14 PM  
Women / 5N / All Ages  
Session: All





Rank	Num	Name	Gym					AA
1	311	Clair Jansen	Flicka	12.266 10	11.566 2T	13.900 1	13.050 4T	50.782 1
2	313	Abby Strand	Langley	12.466 9	11.366 4	12.950 2	13.250 2T	50.032 2
3	314	Natalie Louis	Lions Pride	13.200 2	12.766 1	11.250 7T	12.600 7	49.816 3
4	310	Coral Strugnell	Duncan	12.900 5	10.733 6	12.500 4	13.050 4T	49.183 4
5	309	Darby McIntyre	Duncan	13.600 1	11.566 2T	9.150 12	13.400 1	47.716 5
6	318	Tianna Bobariu	Richmond	12.800 7	10.166 8	12.000 5	12.650 6	47.616 6
7	312	Shayla Gifford	KGTC	12.700 8	10.933 5	11.250 7T	12.050 10	46.933 7
8	307	Mariko Abe-Ziegler	Club Aviva	13.000 3	10.300 7	12.550 3	10.900 12	46.750 8
9	308	Kirsten Jewitt	Club Aviva	12.833 6	9.866 10	10.350 11	12.450 9	45.499 9
10	316	Hannah Butcher	OGC	12.966 4	9.933 9	10.950 10	11.550 11	45.399 10
11	315	Jaston Stockall	North Peace	11.633 11	7.800 11	11.600 6	13.250 2T	44.283 11
12	319	Grace Allen	Smithers	0.000 12	0.000 12	11.250 7T	12.550 8	23.800 12

# 2013 BC Championships

## P5 Open

Apr 5-7, 2013

Printed: 4/7/2013 12:15:22 PM  
Women / 50 / All Ages  
Session: All

Rank	Num	Name	Gym					AA
1	297	Lina Goto	Prince George	12.833 5T	12.733 2T	12.750 2	12.750 5	51.066 1
2	306	Christina Marr	Phoenix	13.166 3T	12.733 2T	11.550 6T	13.300 1	50.749 2
3	294	Krista Henshaw	Flicka	12.166 9	11.800 4	13.300 1	13.000 3	50.266 3
4	292	Bria Henderson	Club Aviva	11.800 10	13.700 1	11.200 8	11.800 10	48.500 4
5	299	Haley Allen	Smithers	12.666 8	10.000 10	12.050 3	13.050 2	47.766 5
6	296	Leanne Perrich	Key City	13.200 2	9.233 13	11.900 4	12.400 6	46.733 6
7	298	Milan Knight	Prince George	12.833 5T	10.266 9	10.500 10	12.250 7	45.849 7
8	301	Alanna Jones	Surrey	12.733 7	11.066 6	9.800 11	11.400 12	44.999 8
9	293	Hayley Baker	Duncan	14.066 1	10.933 7	7.350 13	12.050 8	44.399 9
10	302	Emma Jordan	TAG	11.766 11	8.833 14	11.550 6T	11.950 9	44.099 10
11	300	Bridget Hastings	Surrey	11.666 12	9.733 11	10.950 9	11.450 11	43.799 11
12	303	Shiyun Lum	TAG	11.100 13	9.666 12	9.750 12	12.900 4	43.416 12
13	304	Justine Robinson	Twisters	0.000 14	10.366 8	11.850 5	9.050 13	31.266 13
14	305	Shannon Lee	Phoenix	13.166 3T	11.233 5	0.000 14	0.000 14	24.399 14

# 2013 BC Championships





## Gymstart 4 Endeavour

Apr 5-7, 2013

Printed: 4/6/2013 5:34:19 PM

Women / G4 / All Ages

Session: All

Rank	Num	Name	Gym					AA
1	286	Mara Steinfort	Club Aviva	13.800 3	13.500 2	13.400 1	13.000 1	53.700 1
2	285	Arden Shukyn	Club Aviva	14.300 1	13.350 4T	13.100 3	12.550 3	53.300 2
3	284	Nicole Jang	Club Aviva	14.200 2	13.350 4T	13.300 2	10.750 9	51.600 3
4	290	Sierra Schuler	Nanaimo	13.450 6	13.250 6	12.350 4	12.500 4	51.550 4
5	291	Summer Simpson	Nanaimo	13.500 5	13.450 3	11.850 6	12.250 5	51.050 5
6	282	Scarlett Earl	Club Aviva	13.400 7	13.900 1	11.450 7	11.950 6	50.700 6
7	287	Paige Bush	Splitz	13.050 9	12.800 8	10.450 9	12.750 2	49.050 7
8	289	Alyssa Schan	Nanaimo	13.600 4	11.850 9	12.100 5	11.350 7	48.900 8
9	283	Makena Easton	Club Aviva	13.000 8	13.000 7	8.950 10	10.900 8	45.850 9
10	288	Sophia Porter	White Rock	12.400 10	4.500 10	11.150 8	8.650 10	36.700 10

# 2013 BC Championships





## Canadian Pre-Novice Aspire

Apr 5-7, 2013

Printed: 4/6/2013 5:34:00 PM

Women / PA / All Ages

Session: All

Rank	Num	Name	Gym					AA
1	279	Alia Wilson	Prince George	12.150 3	13.100 6	12.350 6T	12.400 1	50.000 1
2	265	Gabriela Beselt	OGC	12.350 1	13.350 1T	12.200 8	11.750 6	49.650 2
3	262	Samantha Fourchalk	Flicka	11.850 7	13.000 10	12.700 2T	12.000 3	49.550 3
4	278	Marisol Zeballos	Omega	11.450 13	13.050 7T	12.700 2T	11.800 5	49.000 4
5	259	Rhianne Eder	Club Aviva	11.800 8	13.050 7T	12.400 5	11.650 7	48.900 5
6	274	Elizabeth Noble	Omega	11.700 9	12.550 13T	12.350 6T	12.050 2	48.650 6
7	271	Savannah Holman	Omega	11.950 5	13.300 3T	11.950 9T	11.250 11	48.450 7
8	261	Danica Sukunda	Club Aviva	11.600 10T	12.550 13T	12.750 1	11.500 9	48.400 8
9	272	Sequoia Johnston	Omega	12.000 4	13.300 3T	11.700 12	11.200 12	48.200 9
10	267	Lucia Jakab	OGC	11.350 14	13.150 5	11.250 14	11.950 4	47.700 10
11T	273	Rebecca Kovacs	Omega	11.000 17	12.550 13T	12.500 4	11.400 10	47.450 11T
11T	269	Ellen Smith	OGC	11.600 10T	12.300 19	11.950 9T	11.600 8	47.450 11T
13	275	Frédérique Payn	Omega	12.200 2	13.050 7T	11.350 13	10.800 15	47.400 13
14	260	Ashley Fitzpatrick	Club Aviva	11.900 6	12.550 13T	10.700 15	10.650 16	45.800 14
15	263	Shae Norris	Lions Pride	10.950 18	12.650 11T	10.150 16	11.000 14	44.750 15
16	268	Camille Phillips	OGC	11.600 10T	12.400 18	8.700 19	11.100 13	43.800 16
17	281	Nadia Wesley	Smithers	11.250 15	12.650 11T	9.700 17	10.000 17T	43.600 17
18	264	Melanie Kirk	Nanaimo	9.500 19	12.550 13T	9.650 18	8.400 19	40.100 18
19	280	Carmen Burns	Smithers	11.200 16	11.900 20	6.750 20	10.000 17T	39.850 19
20	277	Delia Puchalski	Omega	0.000 20	13.350 1T	11.800 11	0.000 20	25.150 20

# 2013 BC Championships





## Canadian Pre-Novice Elite

Apr 5-7, 2013

Printed: 4/6/2013 5:33:52 PM

Women / PE / All Ages

Session: All

Rank	Num	Name	Gym					AA
1	255	Ilka Juk	Omega	14.500 1T	15.450 2	15.800 1T	14.850 1	60.600 1
2	258	Cathy Zhong	Omega	13.800 5	15.750 1	15.800 1T	13.850 5	59.200 2
3	256	Grace Noble	Omega	14.500 1T	15.050 4	14.750 4	14.550 2	58.850 3
4	257	Shayla Symes	Omega	14.350 4	15.200 3	14.850 3	14.150 4	58.550 4
5	254	Madisen Bedard	Flicka	14.450 3	13.700 5	13.550 5	14.500 3	56.200 5

# 2013 BC Championships





## HP Junior / Senior

Apr 5-7, 2013

Printed: 4/6/2013 9:40:05 PM

Women / HJ,HS / All Ages

Session: All

Rank	Num	Name	Gym					AA
1	225	Taylor Chan	JUNIOR TAG	14.000 1	10.750 1	11.600 2	13.700 1	50.050 1
2	224	Nicole Chow	SENIOR TAG	13.450 2	10.400 2	12.750 1	12.000 2	48.600 2



# 2013 BC Championships





## National Novice

Apr 5-7, 2013

Printed: 4/6/2013 9:38:49 PM

Women / NN / All Ages

Session: All

Rank	Num	Name	Gym					AA
1	247	Haley de Jong	Flicka	12.900 5	13.350 1	13.700 1	14.450 1	54.400 1
2	248	Seina Murase-Cho	Omega	13.900 1	12.150 2	11.500 7	12.550 3	50.100 2
3	245	Lauren Wang	Club Aviva	12.950 4	10.950 3	13.400 2	11.300 5T	48.600 3
4	250	Madelyn McPhee	TAG	13.200 3	9.500 7	10.700 8	13.250 2	46.650 4
5	253	Claire Posno	Phoenix	12.800 7	9.550 6	12.750 3	10.750 7	45.850 5
6	252	Jessie Moody	Phoenix	12.100 9	10.150 5	12.150 5	11.300 5T	45.700 6
7	249	Sophia Ogburn	Omega	12.850 6	8.450 9	12.100 6	11.900 4	45.300 7
8	246	Ashley Obsieger	Flicka	12.550 8	9.150 8	12.500 4	10.700 8	44.900 8
9	251	Emily Moorthy	Twisters	13.650 2	10.250 4	10.000 9	10.650 9	44.550 9

# 2013 BC Championships





## National Open

Apr 5-7, 2013

Printed: 4/6/2013 9:39:02 PM

Women / NO / All Ages

Session: All

Rank	Num	Name	Gym					AA
1	241	Ashlynn Skulstad	Twisters	13.200 10	11.200 3T	13.050 1	13.800 1T	51.250 1
2	244	Itzia San Roman	Phoenix	13.700 3	11.200 3T	11.550 5T	13.650 3	50.100 2
3	240	Andry Friesen	Twisters	13.500 5T	12.250 1	11.750 4	12.500 8	50.000 3
4	230	Taylor Oakley	Flicka	13.500 5T	10.000 10	10.700 12	13.800 1T	48.000 4
5T	234	Brianne Kerr	Lions Pride	13.300 8	11.250 2	9.950 14	12.950 4	47.450 5T
5T	237	Jordan de Jong	Flicka	13.100 11T	10.550 6T	11.250 10	12.550 7	47.450 5T
7	243	Atzin San Roman	Phoenix	12.600 16	10.500 8	11.350 8	12.650 6	47.100 7
8	239	Sofia Savkovic	TAG	13.350 7	10.550 6T	9.800 15	12.850 5	46.550 8
9	226	Micaylla Broadway	Duncan	12.750 14	10.700 5	12.000 3	10.850 16	46.300 9
10	231	Stephanie Bedry	Langley	13.600 4	9.300 11T	11.500 7	11.800 13	46.200 10
11	235	Maya Rahn	Lions Pride	14.250 1	10.100 9	9.450 16	12.200 10T	46.000 11
12	242	Kristen Ho	Phoenix	13.250 9	9.300 11T	11.200 11	12.050 12	45.800 12
13	228	Brianna Henshaw	Flicka	12.350 17	7.600 15	12.350 2	12.400 9	44.700 13
14	232	Alannah McPherson	Langley	13.750 2	8.300 14	10.300 13	12.200 10T	44.550 14
15	233	Nicola Horwood	Lions Pride	12.700 15	6.900 16	11.300 9	11.400 15	42.300 15
16	238	Hailee VanKoughnett	Richmond	12.900 13	8.600 13	9.200 17	10.650 17	41.350 16
17	229	Ayla Marji	Flicka	13.100 11T	2.900 17	11.550 5T	11.750 14	39.300 17