

MAG Championships, Ottawa 2013







Meet Results - Multi

May 23-25, 2013

Men / AR

Session: 1

Judge's Signatures







Rank	Num	Name/Gym									AA
1	201	Elijah Thompson Calgary Gym, AB	Prelims	Diff:	5.000	5.000	5.000	5.000	5.000	5.000	84.650
				Exec:	9.150	9.400	8.800	9.050	8.900	8.850	
				ND:	0.100	0.100	0.100		0.100	0.100	
				Final:	14.250	14.500	13.900	14.050	14.000	13.950	
				Final:	14.250	14.500	13.900	14.050	14.000	13.950	
			Finals	Diff:	5.000	5.000	5.000	5.000	5.000	5.000	85.800
				Exec:	9.500	9.150	9.150	9.200	9.050	9.350	
				ND:	0.100		0.100		0.100	0.100	
				Final:	14.600	14.150	14.250	14.200	14.150	14.450	
				Final:	14.600	14.150	14.250	14.200	14.150	14.450	
Combined Total: 170.450											
2	340	William Émard Laval-Excellence, QC	Prelims	Diff:	5.000	5.000	5.000	5.000	5.000	5.000	84.750
				Exec:	8.950	8.900	9.150	9.100	9.350	9.300	
				ND:							
				Final:	13.950	13.900	14.150	14.100	14.350	14.300	
				Final:	13.950	13.900	14.150	14.100	14.350	14.300	
			Finals	Diff:	5.000	5.000	5.000	5.000	5.000	5.000	84.350
				Exec:	9.450	7.400	9.200	8.900	9.500	9.600	
				ND:		0.100			0.100	0.100	
				Final:	14.450	12.500	14.200	13.900	14.600	14.700	
				Final:	14.450	12.500	14.200	13.900	14.600	14.700	
Combined Total: 169.100											
3	200	Antonio Fernandes Calgary Gym, AB	Prelims	Diff:	5.000	5.000	5.000	5.000	5.000	5.000	84.800
				Exec:	9.150	9.600	8.700	9.350	8.700	9.100	
				ND:			0.100		0.100		
				Final:	14.150	14.600	13.800	14.350	13.800	14.100	
				Final:	14.150	14.600	13.800	14.350	13.800	14.100	
			Finals	Diff:	5.000	5.000	5.000	5.000	5.000	5.000	83.750
				Exec:	9.150	9.500	8.450	8.750	8.550	9.250	
				ND:	0.100						
				Final:	14.250	14.500	13.450	13.750	13.550	14.250	
				Final:	14.250	14.500	13.450	13.750	13.550	14.250	
Combined Total: 168.550											
4	342	Olivier Menezes-Thibault Laval-Excellence, QC	Prelims	Diff:	5.000	5.000	5.000	5.000	5.000	5.000	83.550
				Exec:	8.400	9.600	7.850	9.450	8.950	9.100	
				ND:		0.100				0.100	
				Final:	13.400	14.700	12.850	14.450	13.950	14.200	
				Final:	13.400	14.700	12.850	14.450	13.950	14.200	
			Finals	Diff:	5.000	5.000	5.000	5.000	5.000	5.000	84.550
				Exec:	8.800	9.650	8.450	8.750	9.400	9.200	
				ND:	0.100	0.100			0.100		
				Final:	13.900	14.750	13.450	13.750	14.500	14.200	
				Final:	13.900	14.750	13.450	13.750	14.500	14.200	
Combined Total: 168.100											
5	239	Darren Wong Vancouver, BC	Prelims	Diff:	5.000	5.000	5.000	5.000	5.000	5.000	83.400
				Exec:	8.950	8.950	7.750	9.000	9.200	9.250	
				ND:		0.100			0.100	0.100	
				Final:	13.950	14.050	12.750	14.000	14.300	14.350	
				Final:	13.950	14.050	12.750	14.000	14.300	14.350	
			Finals	Diff:	5.000	5.000	5.000	5.000	5.000	5.000	83.850
				Exec:	9.500	8.600	8.200	9.050	9.050	9.350	
				ND:		0.100				0.000	
				Final:	14.500	13.700	13.200	14.050	14.050	14.350	
				Final:	14.500	13.700	13.200	14.050	14.050	14.350	
Combined Total: 167.250											

MAG Championships, Ottawa 2013

Meet Results - Multi

Men / AR
Session: 1

May 23-25, 2013







Rank	Num	Name/Gym									AA				
6	281	David Sandro Gold Medal, ON	Prelims	Diff:	5.000	5.000	5.000	5.000	4.300	5.000	83.050				
				Exec:	9.100	9.550	8.500	9.150	8.250	8.800					
				ND:	0.100	0.100	0.100	0.100					
			Final:	14.100	14.650	13.600	14.150	12.650	13.900	83.100					
			Finals	Diff:	5.000	5.000	5.000	5.000	5.000			5.000			
				Exec:	9.700	8.000	8.650	9.650	9.450			9.150			
				ND:	-1.600	0.100					
			Final:	14.700	11.400	13.650	14.650	14.550	14.150			83.100			
			Combined Total: 166.150												
			7	280	Michael Clermont Futures, ON	Prelims	Diff:	5.000	5.000			5.000	5.000	4.300	5.000
Exec:	8.350	9.400					8.100	8.850	8.400	8.750					
ND:	0.100	0.100					0.100	0.100	0.100					
Final:	13.450	14.500				13.200	13.850	12.800	13.850	83.850					
Finals	Diff:	5.000				5.000	5.000	5.000	5.000		5.000				
	Exec:	9.000				9.400	8.750	8.750	8.750		8.800				
	ND:	0.100				0.100	0.100		0.100				
Final:	14.100	14.500				13.750	13.750	13.850	13.900		83.850				
Combined Total: 165.500															
8	283	Ellel Baker Mississauga, ON				Prelims	Diff:	5.000	5.000		5.000	5.000	5.000	5.000	81.800
			Exec:	8.550	9.300		7.850	9.050	7.950	8.700					
			ND:	0.100		0.100	0.100	0.100					
			Final:	13.650	14.300	12.950	14.050	13.050	13.800	82.250					
			Finals	Diff:	5.000	5.000	5.000	5.000	5.000		5.000				
				Exec:	9.500	9.600	7.850	8.750	8.050		8.200				
				ND:	0.100	0.100	0.100					
			Final:	14.600	14.700	12.850	13.750	13.150	13.200		82.250				
			Combined Total: 164.050												
			9	345	David Imbeault Gym-Richelieu, QC	Prelims	Diff:	5.000	5.000		5.000	5.000	5.000	5.000	
Exec:	8.700	8.600					7.800	8.700	8.450	8.800					
ND:	0.100	0.100					0.100					
Final:	13.800	13.700				12.800	13.700	13.550	13.800	81.450					
Finals	Diff:	5.000				5.000	5.000	5.000	5.000		5.000				
	Exec:	9.300				7.600	8.050	8.800	8.950		8.350				
	ND:	0.100				0.100	0.100	0.100					
Final:	14.400	12.700				13.150	13.800	14.050	13.350		81.450				
Combined Total: 162.800															
10	284	Darian Modasi Mississauga, ON				Prelims	Diff:	5.000	5.000		5.000	5.000	4.300	5.000	81.550
			Exec:	8.250	8.900		8.350	8.550	9.000	8.700					
			ND:	0.100	0.100		0.100	0.100	0.100					
			Final:	13.350	14.000	13.450	13.550	13.400	13.800	81.200					
			Finals	Diff:	5.000	5.000	5.000	5.000	5.000		5.000				
				Exec:	8.900	8.000	8.300	8.550	8.700		8.450				
				ND:	0.100	0.100	0.100					
			Final:	14.000	13.100	13.300	13.550	13.800	13.450		81.200				
			Combined Total: 162.750												

MAG Championships, Ottawa 2013

Meet Results - Multi

Men / AR
Session: 1

May 23-25, 2013







Rank	Num	Name/Gym									AA			
11	341	Laurent Gosselin-Paradis Laval-Excellence, QC	Prelims	Diff:	5.000	5.000	5.000	5.000	5.000	5.000	80.400			
				Exec:	9.350	7.950	7.700	9.050	7.150	8.900				
				ND:	0.100	0.100			0.100					
			Final:	14.450	13.050	12.700	14.050	12.250	13.900	82.300				
			Finals	Diff:	5.000	5.000	5.000	5.000	5.000			5.000		
				Exec:	9.700	6.950	7.600	9.900	8.850			9.000		
				ND:	0.100	0.100			0.100					
			Final:	14.800	12.050	12.600	14.900	13.950	14.000	82.300				
			Combined Total: 162.700											
			12	348	Félix Blaquière Père Sablon, QC	Prelims	Diff:	5.000	4.500	4.500		5.000	4.500	5.000
Exec:	8.650	8.750					8.400	8.750	9.100	8.300				
ND:	0.100	-1.100					0.100		0.100	0.100				
Final:	13.750	12.150				13.000	13.750	13.700	13.400	82.850				
Finals	Diff:	5.000				4.500	4.500	5.000	4.500		5.000			
	Exec:	9.650				8.400	9.150	9.150	9.300		8.200			
	ND:	0.100				0.100	0.100		0.100		0.100			
Final:	14.750	13.000				13.750	14.150	13.900	13.300	82.850				
Combined Total: 162.600														
13	394	Jesse Tyndall Taiso Gym Centre, SK				Prelims	Diff:	5.000	5.000	5.000	5.000	5.000	5.000	79.450
			Exec:	8.400	7.550		8.350	8.950	9.100	8.300				
			ND:	0.100	-1.400				0.100					
			Final:	13.500	11.150	13.350	13.950	14.200	13.300	80.950				
			Finals	Diff:	5.000	5.000	5.000	5.000	5.000		5.000			
				Exec:	7.700	8.050	8.750	8.850	8.600		8.700			
				ND:		0.100			0.100		0.100			
			Final:	12.700	13.150	13.750	13.850	13.700	13.800	80.950				
			Combined Total: 160.400											
			14	238	Chris Kaji Richmond, BC	Prelims	Diff:	5.000	5.000	5.000	5.000	5.000	5.000	
Exec:	9.000	6.350					8.000	9.050	8.750	8.900				
ND:	0.100	0.100							0.100	0.100				
Final:	14.100	11.450				13.000	14.050	13.850	14.000	78.550				
Finals	Diff:	5.000				5.000	5.000	5.000	5.000		5.000			
	Exec:	9.600				3.650	8.500	9.150	7.850		9.400			
	ND:	0.100				0.100			0.100		0.100			
Final:	14.700	8.750				13.500	14.150	12.950	14.500	78.550				
Combined Total: 159.000														
15	346	Napoléon Côté Gymnamic, QC				Prelims	Diff:	5.000	5.000	4.500	4.500	4.500	4.500	77.350
			Exec:	8.100	8.250		7.150	8.800	8.150	8.600				
			ND:	0.100	0.100				0.100					
			Final:	13.200	13.350	11.650	13.300	12.750	13.100	76.700				
			Finals	Diff:	5.000	5.000	4.500	4.500	4.500		4.500			
				Exec:	8.100	7.650	6.450	8.500	8.600		9.000			
				ND:	0.100	0.100			0.100		0.100			
			Final:	13.200	12.750	10.950	13.000	13.200	13.600	76.700				
			Combined Total: 154.050											

MAG Championships, Ottawa 2013

Meet Results - Multi

Men / AR
Session: 1

May 23-25, 2013







Rank	Num	Name/Gym								AA				
16	278	Christopher Bearne Halifax ALTA, NS	Prelims	Diff:	5.000	5.000	5.000	5.000	5.000	5.000	76.350			
				Exec:	7.250	9.600	8.150	8.850	6.200	5.900				
				ND:	0.100	0.100	0.100	-0.100	0.100	0.100				
			Final:	12.350	14.700	13.250	13.750	11.300	11.000	76.150				
			Finals	Diff:	5.000	5.000	5.000	5.000	5.000			5.000		
				Exec:	8.500	8.550	8.600	8.000	7.600			4.600		
				ND:	0.100	0.100	0.100							
			Final:	13.600	13.650	13.700	13.000	12.600	9.600			76.150		
			Combined Total: 152.500											
			17	349	Alex Rioux Père Sablon, QC	Prelims	Diff:	5.000	5.000			5.000	5.000	5.000
Exec:	7.900	8.450					6.900	8.750	6.650	8.650				
ND:	0.100	0.100								0.100				
Final:	13.000	13.550				11.900	13.750	11.650	13.750	73.850				
Finals	Diff:	5.000				5.000	5.000	5.000	5.000		5.000			
	Exec:	8.100				4.550	7.300	9.000	7.550		8.650			
	ND:					0.100			-1.400					
Final:	13.100	9.650				12.300	14.000	11.150	13.650		73.850			
Combined Total: 151.450														
18	286	Nicholas Cruz Mississauga, ON				Prelims	Diff:	5.000	4.500		5.000	4.500	4.500	0.900
			Exec:	8.000	8.750		6.950	8.750	8.850	6.700				
			ND:	0.100	-0.500				0.100	0.100				
			Final:	13.100	12.750	11.950	13.250	13.450	7.700	79.000				
			Finals	Diff:	5.000	4.500	5.000	4.500	4.500		4.500			
				Exec:	9.650	8.650	6.950	9.500	8.000		7.950			
				ND:	0.100	0.100		0.100						
			Final:	14.750	13.250	11.950	14.100	12.500	12.450		79.000			
			Combined Total: 151.200											
			19	351	Pier-Olivier Julien Gymnamic, QC	Prelims	Diff:	4.500	4.500		4.500	4.500	3.700	4.500
Exec:	8.700	8.850					8.050	9.200	8.750	8.500				
ND:	0.100	-0.500												
Final:	13.300	12.850				12.550	13.700	12.450	13.000	73.050				
Finals	Diff:	4.500				4.500	4.500	4.500	4.500		4.500			
	Exec:	9.100				6.950	7.950	9.150	7.600		8.200			
	ND:	0.100				0.100			-3.100					
Final:	13.700	11.550				12.450	13.650	9.000	12.700		73.050			
Combined Total: 150.900														
20	354	Élie Sirois Unigym, QC				Prelims	Diff:	5.000	5.000		5.000	5.000	4.300	5.000
			Exec:	7.800	8.350		7.050	8.000	8.200	8.400				
			ND:		0.100			-0.300		0.100				
			Final:	12.800	13.450	12.050	12.700	12.500	13.500	73.500				
			Finals	Diff:	5.000	5.000	5.000	5.000	5.000		5.000			
				Exec:	7.800	6.750	7.050	7.750	6.400		8.150			
				ND:		0.100			-0.600		0.100			
			Final:	12.800	11.850	12.050	12.750	10.800	13.250		73.500			
			Combined Total: 150.500											

MAG Championships, Ottawa 2013

Meet Results - Multi

Men / AR
Session: 1

May 23-25, 2013







Rank	Num	Name/Gym									AA				
21	282	Matthew Dac-Bang Mississauga, ON	Prelims	Diff:	4.500	4.500	4.500	4.500	3.700	4.500	73.400				
				Exec:	8.050	8.250	8.300	8.900	8.300	8.000					
				ND:	0.100	-2.700									
				Final:	12.650	10.050	12.800	13.400	12.000	12.500					
			Finals	Diff:	4.500	4.500	4.500	4.500	4.500	4.500	75.400				
				Exec:	9.500	6.800	6.000	9.400	8.600	9.400					
				ND:		-1.400			0.100						
				Final:	14.000	9.900	10.500	13.900	13.200	13.900					
				Combined Total: 148.800											
22	352	Léonard Bourdage Père Sablon, QC	Prelims	Diff:	3.800	5.000	5.000	5.000	5.000	5.000	71.200				
				Exec:	5.250	8.350	7.550	8.450	6.600	6.900					
				ND:		-0.500		-0.300		0.100					
				Final:	9.050	12.850	12.550	13.150	11.600	12.000					
			Finals	Diff:	5.000	5.000	5.000	5.000	5.000	5.000	76.150				
				Exec:	6.600	8.350	7.200	7.950	7.800	8.150					
				ND:						0.100					
				Final:	11.600	13.350	12.200	12.950	12.800	13.250					
				Combined Total: 147.350											
23	202	Spencer Skaper Calgary Gym, AB	Prelims	Diff:	5.000	5.000	5.000	5.000	5.000	5.000	73.200				
				Exec:	7.050	9.400	5.300	8.650	6.700	6.600					
				ND:		-0.500									
				Final:	12.050	13.900	10.300	13.650	11.700	11.600					
			Finals	Diff:	4.200	5.000	5.000	5.000	5.000	5.000	72.850				
				Exec:	7.150	9.200	6.450	8.650	5.900	7.600					
				ND:		0.100			-1.500	0.100					
				Final:	11.350	14.300	11.450	13.650	9.400	12.700					
				Combined Total: 146.050											
24	285	Thomas Stumpo East York, ON	Prelims	Diff:	4.400	4.500	4.500	4.500	2.200	2.700	70.350				
				Exec:	6.650	9.050	8.050	8.850	7.750	7.100					
				ND:					0.100						
				Final:	11.050	13.550	12.550	13.350	10.050	9.800					
			Finals	Diff:	5.000	4.500	4.500	4.500	4.500	4.500	73.600				
				Exec:	8.850	5.150	8.300	9.100	8.200	7.700					
				ND:	0.100	-1.400		0.100							
				Final:	13.950	8.250	12.800	13.700	12.700	12.200					
				Combined Total: 143.950											
25	277	Alex Watters Halifax ALTA, NS	Prelims	Diff:	5.000	5.000	5.000	5.000	5.000	5.000	70.350				
				Exec:	7.650	7.150	4.500	8.550	5.700	6.900					
				ND:		0.100		-0.300	0.100						
				Final:	12.650	12.250	9.500	13.250	10.800	11.900					
			Finals	Diff:	5.000	5.000	5.000	5.000	5.000	5.000	69.100				
				Exec:	8.700	4.900	7.200	8.350	4.600	6.750					
				ND:	0.100	-1.600				0.100					
				Final:	13.800	8.300	12.200	13.350	9.600	11.850					
				Combined Total: 139.450											

MAG Championships, Ottawa 2013

Meet Results - Multi

Men / AR
Session: 1

May 23-25, 2013

Rank	Num	Name/Gym									AA				
26	350	Guillaume Landry Père Sablon, QC	Prelims	Diff:	4.200	5.000	5.000	5.000	4.300	5.000	65.500				
				Exec:	8.550	3.400	6.550	8.000	6.700	9.100					
				ND:	0.100	-3.700	-1.500	-0.300	0.100					
			Final:	12.850	4.700	10.050	12.700	11.000	14.200	69.150					
			Finals	Diff:	4.200	5.000	5.000	5.000	5.000			5.000			
				Exec:	8.900	-0.150	7.300	8.750	5.950			9.100			
				ND:	0.100			
			Final:	13.100	4.950	12.300	13.750	10.950	14.100			69.150			
			Combined Total: 134.650												
			27	204	Spencer Ritchie Calgary Gym, AB	Prelims	Diff:	4.200	5.000			5.000	5.000	4.300	5.000
Exec:	6.400	5.550					5.600	8.600	7.200	7.500					
ND:	0.100	-1.400					0.100					
Final:	10.700	9.150				10.600	13.600	11.600	12.500	62.050					
Finals	Diff:	4.200				5.000	5.000	5.000	5.000		5.000				
	Exec:	6.400				3.250	6.950	8.400	6.050		4.900				
	ND:				-3.200		0.100				
Final:	10.600	5.050				11.950	13.400	11.050	10.000		62.050				
Combined Total: 130.200															
28	203	Hunter Kaylnchuk Calgary Gym, AB				Prelims	Diff:	5.000	5.000		5.000	5.000	5.000	5.000	73.100
			Exec:	6.450	8.450		5.850	7.950	5.600	8.400					
			ND:	0.100	0.100		0.100	0.100					
			Final:	11.550	13.550	10.950	12.950	10.700	13.400	46.700					
			Finals	Diff:	0.000	5.000	5.000	5.000		5.000				
				Exec:	0.000	7.800	6.800	5.000		8.500				
				ND:	-1.400					
			Final:	0.000	12.800	11.800	8.600	13.500		46.700				
			Combined Total: 119.800												
			29	322	Sam Gillis Island Gym, PEI	Prelims	Diff:	3.500	4.500		4.500	4.500	4.300	3.500	
Exec:	5.000	6.900					6.150	8.950	5.450	3.800					
ND:	0.100	-0.500					0.100					
Final:	8.600	10.900				10.650	13.450	9.850	7.300	57.850					
Finals	Diff:	4.500				4.500	4.500	4.500	5.000		5.000				
	Exec:	6.400				2.100	6.500	8.350	4.500		3.100				
	ND:	0.100				-1.400	0.100		0.100				
Final:	11.000	5.200				11.000	12.850	9.600	8.200		57.850				
Combined Total: 118.600															

MAG - Nationals, Ottawa 2013







Meet Results

May 21, 2013

Men / AR

Session: 1

Judge's Signatures







Rank	Num	Name	Gym	Birthday	Diff:							AA
1	200	Antonio Fernandes	Calgary Gym, AB	N/A	5.000	5.000	5.000	5.000	5.000	5.000	5.000	84.800 1
					Exec: 9.150	9.600	8.700	9.350	8.700	9.100		
					ND: _____	_____	0.100	_____	0.100	_____		
					Final: 14.150	14.600	13.800	14.350	13.800	14.100		
					Place: 3	4	3	2	7	5		
2	340	William Émard	Laval-Excellence, QC	N/A	5.000	5.000	5.000	5.000	5.000	5.000	5.000	84.750 2
					Exec: 8.950	8.900	9.150	9.100	9.350	9.300		
					ND: _____	_____	_____	_____	_____	_____		
					Final: 13.950	13.900	14.150	14.100	14.350	14.300		
					Place: 6*	10T	1	4	1	2		
3	201	Elijah Thompson	Calgary Gym, AB	N/A	5.000	5.000	5.000	5.000	5.000	5.000	5.000	84.650 3
					Exec: 9.150	9.400	8.800	9.050	8.900	8.850		
					ND: 0.100	0.100	0.100	_____	0.100	0.100		
					Final: 14.250	14.500	13.900	14.050	14.000	13.950		
					Place: 2	5T	2	5*	4	7		
4	342	Olivier Menezes-Thibault	Laval-Excellence, QC	N/A	5.000	5.000	5.000	5.000	5.000	5.000	5.000	83.550 4
					Exec: 8.400	9.600	7.850	9.450	8.950	9.100		
					ND: _____	0.100	_____	_____	_____	0.100		
					Final: 13.400	14.700	12.850	14.450	13.950	14.200		
					Place: 13	1T	12	1	5	3*		
5	239	Darren Wong	Vancouver, BC	N/A	5.000	5.000	5.000	5.000	5.000	5.000	5.000	83.400 5
					Exec: 8.950	8.950	7.750	9.000	9.200	9.250		
					ND: _____	0.100	_____	_____	0.100	0.100		
					Final: 13.950	14.050	12.750	14.000	14.300	14.350		
					Place: 6*	8	15	9	2	1		
6	281	David Sandro	Gold Medal, ON	N/A	5.000	5.000	5.000	5.000	4.300	5.000	5.000	83.050 6
					Exec: 9.100	9.550	8.500	9.150	8.250	8.800		
					ND: _____	0.100	0.100	_____	0.100	0.100		
					Final: 14.100	14.650	13.600	14.150	12.650	13.900		
					Place: 4T	3	4	3	15	8T		
7	283	Ellel Baker	Mississauga, ON	N/A	5.000	5.000	5.000	5.000	5.000	5.000	5.000	81.800 7
					Exec: 8.550	9.300	7.850	9.050	7.950	8.700		
					ND: 0.100	_____	0.100	_____	0.100	0.100		
					Final: 13.650	14.300	12.950	14.050	13.050	13.800		
					Place: 10	7	11	5*	12	11T		
8	280	Michael Clermont	Futures, ON	N/A	5.000	5.000	5.000	5.000	4.300	5.000	5.000	81.650 8
					Exec: 8.350	9.400	8.100	8.850	8.400	8.750		
					ND: 0.100	0.100	0.100	_____	0.100	0.100		
					Final: 13.450	14.500	13.200	13.850	12.800	13.850		
					Place: 12	5T	8	11	13	10		
9	284	Darian Modasi	Mississauga, ON	N/A	5.000	5.000	5.000	5.000	4.300	5.000	5.000	81.550 9
					Exec: 8.250	8.900	8.350	8.550	9.000	8.700		
					ND: 0.100	0.100	0.100	_____	0.100	0.100		
					Final: 13.350	14.000	13.450	13.550	13.400	13.800		
					Place: 14	9	5	19	11	11T		
10	345	David Imbeault	Gym-Richelieu, QC	N/A	5.000	5.000	5.000	5.000	5.000	5.000	5.000	81.350 10
					Exec: 8.700	8.600	7.800	8.700	8.450	8.800		
					ND: 0.100	0.100	_____	_____	0.100	_____		
					Final: 13.800	13.700	12.800	13.700	13.550	13.800		
					Place: 8	12	13T	15T	9	11T		

MAG - Nationals, Ottawa 2013

Meet Results

Men / AR
Session: 1

May 21, 2013







Rank	Num	Name	Gym	Birthday							AA
11	238	Chris Kaji	Richmond, BC	N/A	Diff: 5.000	5.000	5.000	5.000	5.000	5.000	
					Exec: 9.000	6.350	8.000	9.050	8.750	8.900	
					ND: 0.100	0.100	---	---	0.100	0.100	
					Final: 14.100	11.450	13.000	14.050	13.850	14.000	80.450
					Place: 4T	24	9T	5*	6	6	11
12	341	Laurent Gosselin-Paradis	Laval-Excellence, QC	N/A	Diff: 5.000	5.000	5.000	5.000	5.000	5.000	
					Exec: 9.350	7.950	7.700	9.050	7.150	8.900	
					ND: 0.100	0.100	---	---	0.100	---	
					Final: 14.450	13.050	12.700	14.050	12.250	13.900	80.400
					Place: 1	18	16	5*	18	8T	12
13	348	Félix Blaquièrè	Père Sablon, QC	N/A	Diff: 5.000	4.500	4.500	5.000	4.500	5.000	
					Exec: 8.650	8.750	8.400	8.750	9.100	8.300	
					ND: 0.100	-1.100	0.100	---	0.100	0.100	
					Final: 13.750	12.150	13.000	13.750	13.700	13.400	79.750
					Place: 9	23	9T	12*	8	16T	13
14	394	Jesse Tyndall	Taiso Gym Centre, SK	N/A	Diff: 5.000	5.000	5.000	5.000	5.000	5.000	
					Exec: 8.400	7.550	8.350	8.950	9.100	8.300	
					ND: 0.100	-1.400	---	---	0.100	---	
					Final: 13.500	11.150	13.350	13.950	14.200	13.300	79.450
					Place: 11	25	6	10	3	18	14
15	351	Pier-Olivier Julien	Gymnamic, QC	N/A	Diff: 4.500	4.500	4.500	4.500	3.700	4.500	
					Exec: 8.700	8.850	8.050	9.200	8.750	8.500	
					ND: 0.100	-0.500	---	---	---	---	
					Final: 13.300	12.850	12.550	13.700	12.450	13.000	77.850
					Place: 15	19T	17*	15T	17	20	15
16	349	Alex Rioux	Père Sablon, QC	N/A	Diff: 5.000	5.000	5.000	5.000	5.000	5.000	
					Exec: 7.900	8.450	6.900	8.750	6.650	8.650	
					ND: 0.100	0.100	---	---	---	0.100	
					Final: 13.000	13.550	11.900	13.750	11.650	13.750	77.600
					Place: 18	13T	22	12*	21	14	16
17	346	Napoléon Côté	Gymnamic, QC	N/A	Diff: 5.000	5.000	4.500	4.500	4.500	4.500	
					Exec: 8.100	8.250	7.150	8.800	8.150	8.600	
					ND: 0.100	0.100	---	---	0.100	---	
					Final: 13.200	13.350	11.650	13.300	12.750	13.100	77.350
					Place: 16	17	23	23	14	19	17
18	354	Élie Sirois	Unigym, QC	N/A	Diff: 5.000	5.000	5.000	5.000	4.300	5.000	
					Exec: 7.800	8.350	7.050	8.000	8.200	8.400	
					ND: ---	0.100	---	-0.300	---	0.100	
					Final: 12.800	13.450	12.050	12.700	12.500	13.500	77.000
					Place: 20	16	20	28T	16	15	18
19	278	Christopher Bearne	Halifax ALTA, NS	N/A	Diff: 5.000	5.000	5.000	5.000	5.000	5.000	
					Exec: 7.250	9.600	8.150	8.850	6.200	5.900	
					ND: 0.100	0.100	0.100	-0.100	0.100	0.100	
					Final: 12.350	14.700	13.250	13.750	11.300	11.000	76.350
					Place: 23	1T	7	12T	24	26	19
20	282	Matthew Dac-Bang	Mississauga, ON	N/A	Diff: 4.500	4.500	4.500	4.500	3.700	4.500	
					Exec: 8.050	8.250	8.300	8.900	8.300	8.000	
					ND: 0.100	-2.700	---	---	---	---	
					Final: 12.650	10.050	12.800	13.400	12.000	12.500	73.400
					Place: 21T	27	13T	21	19	21T	20

MAG - Nationals, Ottawa 2013

Meet Results

Men / AR
Session: 1

May 21, 2013

Rank	Num	Name	Gym	Birthday								AA
21	202	Spencer Skaper	Calgary Gym, AB	N/A	Diff:	5.000	5.000	5.000	5.000	5.000	5.000	
					Exec:	7.050	9.400	5.300	8.650	6.700	6.600	
					ND:	_____	-0.500	_____	_____	_____	_____	
					Final:	12.050	13.900	10.300	13.650	11.700	11.600	73.200
					Place:	24	10T	27	17	20	25	21
22	203	Hunter KayInchuk	Calgary Gym, AB	N/A	Diff:	5.000	5.000	5.000	5.000	5.000	5.000	
					Exec:	6.450	8.450	5.850	7.950	5.600	8.400	
					ND:	0.100	0.100	0.100	_____	0.100	_____	
					Final:	11.550	13.550	10.950	12.950	10.700	13.400	73.100
					Place:	25	13T	24	27	27	16T	22
23	286	Nicholas Cruz	Mississauga, ON	N/A	Diff:	5.000	4.500	5.000	4.500	4.500	0.900	
					Exec:	8.000	8.750	6.950	8.750	8.850	6.700	
					ND:	0.100	-0.500	_____	_____	0.100	0.100	
					Final:	13.100	12.750	11.950	13.250	13.450	7.700	72.200
					Place:	17	21	21	24T	10	28	23
24	352	Léonard Bourdage	Père Sablon, QC	N/A	Diff:	3.800	5.000	5.000	5.000	5.000	5.000	
					Exec:	5.250	8.350	7.550	8.450	6.600	6.900	
					ND:	_____	-0.500	_____	-0.300	_____	0.100	
					Final:	9.050	12.850	12.550	13.150	11.600	12.000	71.200
					Place:	28	19T	17T	26	22T	23	24
25T	277	Alex Watters	Halifax ALTA, NS	N/A	Diff:	5.000	5.000	5.000	5.000	5.000	5.000	
					Exec:	7.650	7.150	4.500	8.550	5.700	6.900	
					ND:	_____	0.100	_____	-0.300	0.100	_____	
					Final:	12.650	12.250	9.500	13.250	10.800	11.900	70.350
					Place:	21T	22	29	24T	26	24	25T
25T	285	Thomas Stumpo	East York, ON	N/A	Diff:	4.400	4.500	4.500	4.500	2.200	2.700	
					Exec:	6.650	9.050	8.050	8.850	7.750	7.100	
					ND:	_____	_____	_____	_____	0.100	_____	
					Final:	11.050	13.550	12.550	13.350	10.050	9.800	70.350
					Place:	26	13T	17*	22	28	27	25T
27	204	Spencer Ritchie	Calgary Gym, AB	N/A	Diff:	4.200	5.000	5.000	5.000	4.300	5.000	
					Exec:	6.400	5.550	5.600	8.600	7.200	7.500	
					ND:	0.100	-1.400	_____	_____	0.100	_____	
					Final:	10.700	9.150	10.600	13.600	11.600	12.500	68.150
					Place:	27	28	26	18	22T	21T	27
28	350	Guillaume Landry	Père Sablon, QC	N/A	Diff:	4.200	5.000	5.000	5.000	4.300	5.000	
					Exec:	8.550	3.400	6.550	8.000	6.700	9.100	
					ND:	0.100	-3.700	-1.500	-0.300	_____	0.100	
					Final:	12.850	4.700	10.050	12.700	11.000	14.200	65.500
					Place:	19	29	28	28T	25	3*	28
29	322	Sam Gillis	Island Gym, PEI	N/A	Diff:	3.500	4.500	4.500	4.500	4.300	3.500	
					Exec:	5.000	6.900	6.150	8.950	5.450	3.800	
					ND:	0.100	-0.500	_____	_____	0.100	_____	
					Final:	8.600	10.900	10.650	13.450	9.850	7.300	60.750
					Place:	29	26	25	20	29	29	29

MAG Championships, Ottawa 2013

Page: 1
Printed: 5/23/2013 11:15:00 AM







Meet Results

May 23-25, 2013

Men / AR

Session: 1

Judge's Signatures







Rank	Num	Name	Gym	Diff:							AA
1	201	Elijah Thompson	Calgary Gym, AB	Diff: 5.000	5.000	5.000	5.000	5.000	5.000	5.000	
				Exec: 9.500	9.150	9.150	9.200	9.050	9.350		
				ND: 0.100		0.100		0.100	0.100		
				Final: 14.600	14.150	14.250	14.200	14.150	14.450		85.800
				Place: 6*	6	1	3	4	3		1
2	342	Olivier Menezes-Thibault	Laval-Excellence, QC	Diff: 5.000	5.000	5.000	5.000	5.000	5.000		
				Exec: 8.800	9.650	8.450	8.750	9.400	9.200		
				ND: 0.100	0.100			0.100			
				Final: 13.900	14.750	13.450	13.750	14.500	14.200		84.550
				Place: 16	1	9*	13*	3	6		2
3	340	William Émard	Laval-Excellence, QC	Diff: 5.000	5.000	5.000	5.000	5.000	5.000		
				Exec: 9.450	7.400	9.200	8.900	9.500	9.600		
				ND: 0.100	0.100			0.100	0.100		
				Final: 14.450	12.500	14.200	13.900	14.600	14.700		84.350
				Place: 9	17	2	9T	1	1		3
4T	239	Darren Wong	Vancouver, BC	Diff: 5.000	5.000	5.000	5.000	5.000	5.000		
				Exec: 9.500	8.600	8.200	9.050	9.050	9.350		
				ND: 0.100	0.100				0.000		
				Final: 14.500	13.700	13.200	14.050	14.050	14.350		83.850
				Place: 8	7	12	7	5T	4		4T
4T	280	Michael Clermont	Futures, ON	Diff: 5.000	5.000	5.000	5.000	5.000	5.000		
				Exec: 9.000	9.400	8.750	8.750	8.750	8.800		
				ND: 0.100	0.100			0.100	0.100		
				Final: 14.100	14.500	13.750	13.750	13.850	13.900		83.850
				Place: 12	3T	3*	13T	9	10T		4T
6	200	Antonio Fernandes	Calgary Gym, AB	Diff: 5.000	5.000	5.000	5.000	5.000	5.000		
				Exec: 9.150	9.500	8.450	8.750	8.550	9.250		
				ND: 0.100							
				Final: 14.250	14.500	13.450	13.750	13.550	14.250		83.750
				Place: 11	3T	9*	13*	12	5		6
7	281	David Sandro	Gold Medal, ON	Diff: 5.000	5.000	5.000	5.000	5.000	5.000		
				Exec: 9.700	8.000	8.650	9.650	9.450	9.150		
				ND: 0.100	-1.600			0.100			
				Final: 14.700	11.400	13.650	14.650	14.550	14.150		83.100
				Place: 4T	21	7	2	2	7		7
8	348	Félix Blaquière	Père Sablon, QC	Diff: 5.000	4.500	4.500	5.000	4.500	5.000		
				Exec: 9.650	8.400	9.150	9.150	9.300	8.200		
				ND: 0.100	0.100	0.100		0.100	0.100		
				Final: 14.750	13.000	13.750	14.150	13.900	13.300		82.850
				Place: 2*	13	3T	4T	8	18		8
9	341	Laurent Gosselin-Paradis	Laval-Excellence, QC	Diff: 5.000	5.000	5.000	5.000	5.000	5.000		
				Exec: 9.700	6.950	7.600	9.900	8.850	9.000		
				ND: 0.100	0.100			0.100			
				Final: 14.800	12.050	12.600	14.900	13.950	14.000		82.300
				Place: 1	18	16	1	7	9		9
10	283	Ellel Baker	Mississauga, ON	Diff: 5.000	5.000	5.000	5.000	5.000	5.000		
				Exec: 9.500	9.600	7.850	8.750	8.050	8.200		
				ND: 0.100	0.100			0.100			
				Final: 14.600	14.700	12.850	13.750	13.150	13.200		82.250
				Place: 6*	2	14	13*	15	21		10

MAG Championships, Ottawa 2013

Meet Results

May 23-25, 2013

Men / AR
Session: 1

Rank	Num	Name	Gym							AA
11	345	David Imbeault	Gym-Richelieu, QC	Diff: 5.000 Exec: 9.300 ND: 0.100 Final: 14.400 Place: 10	5.000 7.600 0.100 12.700 16	5.000 8.050 0.100 13.150 13	5.000 8.800 _____ 13.800 12	5.000 8.950 0.100 14.050 5T	5.000 8.350 _____ 13.350 17	81.450 11
12	284	Darian Modasi	Mississauga, ON	Diff: 5.000 Exec: 8.900 ND: 0.100 Final: 14.000 Place: 13T	5.000 8.000 0.100 13.100 12	5.000 8.300 _____ 13.300 11	5.000 8.550 _____ 13.550 21	5.000 8.700 0.100 13.800 10	5.000 8.450 _____ 13.450 16	81.200 12
13	394	Jesse Tyndall	Taiso Gym Centre, SK	Diff: 5.000 Exec: 7.700 ND: _____ Final: 12.700 Place: 24	5.000 8.050 0.100 13.150 11	5.000 8.750 _____ 13.750 3*	5.000 8.850 _____ 13.850 11	5.000 8.600 0.100 13.700 11	5.000 8.700 0.100 13.800 12	80.950 13
14	286	Nicholas Cruz	Mississauga, ON	Diff: 5.000 Exec: 9.650 ND: 0.100 Final: 14.750 Place: 2*	4.500 8.650 0.100 13.250 10	5.000 6.950 _____ 11.950 23*	4.500 9.500 0.100 14.100 6	4.500 8.000 _____ 12.500 20	4.500 7.950 _____ 12.450 24	79.000 14
15	238	Chris Kaji	Richmond, BC	Diff: 5.000 Exec: 9.600 ND: 0.100 Final: 14.700 Place: 4T	5.000 3.650 0.100 8.750 24	5.000 8.500 _____ 13.500 8	5.000 9.150 _____ 14.150 4T	5.000 7.850 0.100 12.950 16	5.000 9.400 0.100 14.500 2	78.550 15
16	346	Napoléon Côté	Gymnamic, QC	Diff: 5.000 Exec: 8.100 ND: 0.100 Final: 13.200 Place: 20	5.000 7.650 0.100 12.750 15	4.500 6.450 _____ 10.950 28	4.500 8.500 _____ 13.000 24T	4.500 8.600 0.100 13.200 13T	4.500 9.000 0.100 13.600 14	76.700 16
17T	278	Christopher Bearne	Halifax ALTA, NS	Diff: 5.000 Exec: 8.500 ND: 0.100 Final: 13.600 Place: 19	5.000 8.550 0.100 13.650 8	5.000 8.600 0.100 13.700 6	5.000 8.000 _____ 13.000 24T	5.000 7.600 _____ 12.600 19	5.000 4.600 _____ 9.600 28	76.150 17T
17T	352	Léonard Bourdage	Père Sablon, QC	Diff: 5.000 Exec: 6.600 ND: _____ Final: 11.600 Place: 25	5.000 8.350 _____ 13.350 9	5.000 7.200 _____ 12.200 20T	5.000 7.950 _____ 12.950 26	5.000 7.800 _____ 12.800 17	5.000 8.150 0.100 13.250 19T	76.150 17T
19	282	Matthew Dac-Bang	Mississauga, ON	Diff: 4.500 Exec: 9.500 ND: _____ Final: 14.000 Place: 13T	4.500 6.800 -1.400 9.900 22	4.500 6.000 _____ 10.500 29	4.500 9.400 _____ 13.900 9T	4.500 8.600 0.100 13.200 13T	4.500 9.400 _____ 13.900 10T	75.400 19
20	349	Alex Rioux	Père Sablon, QC	Diff: 5.000 Exec: 8.100 ND: _____ Final: 13.100 Place: 21T	5.000 4.550 0.100 9.650 23	5.000 7.300 _____ 12.300 18T	5.000 9.000 _____ 14.000 8	5.000 7.550 -1.400 11.150 21	5.000 8.650 _____ 13.650 13	73.850 20







MAG Championships, Ottawa 2013

Page: 3
Printed: 5/23/2013 11:15:01 AM

Meet Results

Men / AR
Session: 1

May 23-25, 2013

Rank	Num	Name	Gym							AA
21	285	Thomas Stumpo	East York, ON	Diff: 5.000	4.500	4.500	4.500	4.500	4.500	
				Exec: 8.850	5.150	8.300	9.100	8.200	7.700	
				ND: 0.100	-1.400	_____	0.100	_____	_____	
				Final: 13.950	8.250	12.800	13.700	12.700	12.200	73.600
				Place: 15	26	15	18	18	25	21
22	354	Élie Sirois	Unigym, QC	Diff: 5.000	5.000	5.000	5.000	5.000	5.000	
				Exec: 7.800	6.750	7.050	7.750	6.400	8.150	
				ND: _____	0.100	_____	_____	-0.600	0.100	
				Final: 12.800	11.850	12.050	12.750	10.800	13.250	73.500
				Place: 23	19	22	28	24	19T	22
23	351	Pier-Olivier Julien	Gymnamic, QC	Diff: 4.500	4.500	4.500	4.500	4.500	4.500	
				Exec: 9.100	6.950	7.950	9.150	7.600	8.200	
				ND: 0.100	0.100	_____	_____	-3.100	_____	
				Final: 13.700	11.550	12.450	13.650	9.000	12.700	73.050
				Place: 18	20	17	19T	28	22T	23
24	202	Spencer Skaper	Calgary Gym, AB	Diff: 4.200	5.000	5.000	5.000	5.000	5.000	
				Exec: 7.150	9.200	6.450	8.650	5.900	7.600	
				ND: _____	0.100	_____	_____	-1.500	0.100	
				Final: 11.350	14.300	11.450	13.650	9.400	12.700	72.850
				Place: 26	5	26	19T	27	22T	24
25	350	Guillaume Landry	Père Sablon, QC	Diff: 4.200	5.000	5.000	5.000	5.000	5.000	
				Exec: 8.900	-0.150	7.300	8.750	5.950	9.100	
				ND: _____	0.100	_____	_____	_____	_____	
				Final: 13.100	4.950	12.300	13.750	10.950	14.100	69.150
				Place: 21T	29	18T	13*	23	8	25
26	277	Alex Watters	Halifax ALTA, NS	Diff: 5.000	5.000	5.000	5.000	5.000	5.000	
				Exec: 8.700	4.900	7.200	8.350	4.600	6.750	
				ND: 0.100	-1.600	_____	_____	_____	0.100	
				Final: 13.800	8.300	12.200	13.350	9.600	11.850	69.100
				Place: 17	25	20T	23	25T	26	26
27	204	Spencer Ritchie	Calgary Gym, AB	Diff: 4.200	5.000	5.000	5.000	5.000	5.000	
				Exec: 6.400	3.250	6.950	8.400	6.050	4.900	
				ND: _____	-3.200	_____	_____	_____	0.100	
				Final: 10.600	5.050	11.950	13.400	11.050	10.000	62.050
				Place: 28	28	23*	22	22	27	27
28	322	Sam Gillis	Island Gym, PEI	Diff: 4.500	4.500	4.500	4.500	5.000	5.000	
				Exec: 6.400	2.100	6.500	8.350	4.500	3.100	
				ND: 0.100	-1.400	_____	_____	0.100	0.100	
				Final: 11.000	5.200	11.000	12.850	9.600	8.200	57.850
				Place: 27	27	27	27	25T	29	28
29	203	Hunter KayInchuk	Calgary Gym, AB	Diff: 0.000	5.000	5.000	_____	5.000	5.000	
				Exec: 0.000	7.800	6.800	_____	5.000	8.500	
				ND: _____	_____	_____	_____	-1.400	_____	
				Final: 0.000	12.800	11.800	_____	8.600	13.500	46.700
				Place: 29	14	25	29	29	15	29

MAG Championships, Ottawa 2013

Meet Results - Multi







May 23-25, 2013

Page: 1
Printed: 5/24/2013 9:17:05 PM

Men / TY

Session: 3

Judge's Signatures

Rank	Num	Name/Gym									AA		
1	309	Sam Zakutney National Capital, ON	Prelims	Diff:	5.000	5.000	5.000	5.000	5.000	5.000			
				Exec:	9.450	9.250	8.950	9.250	8.850	9.200			
				ND:		0.100							
			Final:	14.450	14.350	13.950	14.250	13.850	14.200	85.050			
			Finals	Diff:	4.500	4.700	4.600	4.400	4.700	4.000			
				Exec:	7.600	7.200	8.950	9.150	7.250	9.150			
				ND:		0.100		-0.100					
			Final:	12.100	12.000	13.550	13.450	11.950	13.150	76.200			
			Combined Total: 161.250										
			2	311	Anthony Tawfik Futures, ON	Prelims	Diff:	5.000	5.000	5.000	4.500	5.000	5.000
Exec:	8.900	9.450					9.150	8.900	7.600	8.850			
ND:		0.100											
Final:	13.900	14.550				14.150	13.400	12.600	13.850	82.450			
Finals	Diff:	4.300				4.300	4.600	3.600	4.300	3.900			
	Exec:	8.650				8.700	8.250	9.000	9.200	9.200			
	ND:					0.100			0.100				
Final:	12.950	13.100				12.850	12.600	13.600	13.100	78.200			
Combined Total: 160.650													
3	310	Ryan Oehrlein Gold Medal, ON				Prelims	Diff:	5.000	5.000	5.000	5.000	5.000	5.000
			Exec:	8.400	9.200		9.600	9.000	9.100	9.050			
			ND:		-1.700		0.100						
			Final:	13.400	12.500	14.700	14.000	14.100	14.050	82.750			
			Finals	Diff:	5.200	4.500	5.500	3.600	4.500	4.100			
				Exec:	7.850	7.000	8.250	8.800	8.600	8.300			
				ND:		0.100							
			Final:	13.050	11.600	13.750	12.400	13.100	12.400	76.300			
			Combined Total: 159.050										
			4	313	Casey Rogan Mississauga, ON	Prelims	Diff:	5.000	5.000	5.000	4.500	5.000	5.000
Exec:	8.350	9.450					6.500	8.900	7.550	7.850			
ND:		0.100											
Final:	13.350	14.550				11.500	13.400	12.550	12.850	78.200			
Finals	Diff:	4.600				4.400	3.900	3.600	4.300	3.100			
	Exec:	8.850				8.700	8.050	8.800	7.550	7.550			
	ND:					0.100							
Final:	13.450	13.200				11.950	12.400	11.850	10.650	73.500			
Combined Total: 151.700													
5	314	Ethan Chin Futures, ON				Prelims	Diff:	5.000	5.000	5.000	4.500	5.000	5.000
			Exec:	8.050	6.750		7.100	9.150	6.750	8.300			
			ND:		0.100			0.100	-1.200	0.100			
			Final:	13.050	11.850	12.100	13.750	10.550	13.400	74.700			
			Finals	Diff:	4.400	3.600	3.600	3.600	4.300	3.700			
				Exec:	8.600	8.700	8.350	8.800	8.100	8.400			
				ND:		0.100		-0.100					
			Final:	13.000	12.400	11.950	12.300	12.400	12.100	74.150			
			Combined Total: 148.850										







MAG Championships, Ottawa 2013

Meet Results - Multi

May 23-25, 2013

Page: 2
Printed: 5/24/2013 9:17:05 PM

Men / TY
Session: 3

Rank	Num	Name/Gym								AA				
6	272	William Black Halifax ALTA, NS	Prelims	Diff:	4.100	5.000	2.500	5.000	5.000	1.700	73.850			
				Exec:	8.200	8.900	7.250	9.550	8.650	7.700				
				ND:	0.100	0.100	0.100				
			Final:	12.300	14.000	9.750	14.650	13.750	9.400	71.100				
			Finals	Diff:	4.000	4.000	3.700	4.400	4.300			2.800		
				Exec:	8.600	8.600	8.150	8.250	5.850			8.250		
				ND:	0.100	0.100		
			Final:	12.600	12.700	11.950	12.650	10.150	11.050			71.100		
			Combined Total: 144.950											
			7	220	Kieran Fagan Capital City, AB	Prelims	Diff:	5.000	5.000			5.000	4.500	5.000
Exec:	8.300	5.900					8.050	8.600	8.750	9.150				
ND:	-3.500					0.100	0.100				
Final:	13.300	7.400				13.150	13.100	13.750	14.250	68.250				
Finals	Diff:	4.500				3.500	4.300	3.600	3.800		3.600			
	Exec:	6.850				6.000	8.450	9.050	7.550		7.350			
	ND:	-0.400				0.100			
Final:	10.950	9.600				12.750	12.650	11.350	10.950		68.250			
Combined Total: 143.200														
8	312	Jonathan Scripnick Futures, ON				Prelims	Diff:	5.000	5.000		5.000	4.500	5.000	5.000
			Exec:	8.450	7.650		6.650	9.100	7.050	9.050				
			ND:	-1.700		0.100	0.100	0.100				
			Final:	13.450	10.950	11.750	13.700	12.050	14.150	64.700				
			Finals	Diff:	4.200	2.900	3.600	3.200	4.300		3.700			
				Exec:	7.750	6.050	7.950	7.400	7.650		6.800			
				ND:	0.100	-0.900			
			Final:	12.050	8.050	11.550	10.600	11.950	10.500		64.700			
			Combined Total: 140.750											
			9	221	Danny Schnoor Capital City, AB	Prelims	Diff:	5.000	5.000		2.500	4.500	5.000	5.000
Exec:	8.600	6.950					7.550	8.450	7.550	7.900				
ND:	0.100	-1.700								
Final:	13.700	10.250				10.050	12.950	12.550	12.900	63.500				
Finals	Diff:	4.700				3.000	4.100	3.200	2.800		2.700			
	Exec:	7.200				6.900	7.700	8.850	6.300		6.850			
	ND:	0.100				-0.900			
Final:	12.000	9.000				11.800	12.050	9.100	9.550		63.500			
Combined Total: 135.900														
10	378	Peter Yeats Père Sablon, QC				Prelims	Diff:	4.000	5.000		5.000	3.000	4.000	4.000
			Exec:	5.950	6.200		7.500	8.650	7.200	7.600				
			ND:	-3.500					
			Final:	9.950	7.700	12.500	11.650	11.200	11.600	61.700				
			Finals	Diff:	3.000	3.600	3.700	2.800	2.500		2.600			
				Exec:	6.850	8.200	7.300	7.450	7.200		7.400			
				ND:	-1.000	0.100	-0.100	0.100				
			Final:	8.850	11.900	11.000	10.150	9.800	10.000		61.700			
			Combined Total: 126.300											







MAG Championships, Ottawa 2013

Meet Results - Multi

May 23-25, 2013

Page: 3
Printed: 5/24/2013 9:17:05 PM

Men / TY
Session: 3

Rank	Num	Name/Gym								AA
11	405	Mitch Tyndall Taiso Gym Centre, SK	Prelims	Diff:	
				Exec:	
				ND:	
				Final:	0.000
			Finals	Diff:	
				Exec:	
				ND:	
				Final:	0.000
								Combined Total:		0.000

MAG - Nationals, Ottawa 2013







Meet Results

May 21, 2013

Men / TY

Session: 2

Judge's Signatures

Rank	Num	Name	Gym	Birthdate	Diff							AA
1	309	Sam Zakutney	National Capital, ON	N/A	Diff: 5.000	5.000	5.000	5.000	5.000	5.000	5.000	85.050 1
					Exec: 9.450	9.250	8.950	9.250	8.850	9.200		
					ND: _____	0.100	_____	_____	_____	_____		
					Final: 14.450	14.350	13.950	14.250	13.850	14.200		
					Place: 1	3	3	2	2	2		
2	310	Ryan Oehrlein	Gold Medal, ON	N/A	Diff: 5.000	5.000	5.000	5.000	5.000	5.000	5.000	82.750 2
					Exec: 8.400	9.200	9.600	9.000	9.100	9.050		
					ND: _____	-1.700	0.100	_____	_____	_____		
					Final: 13.400	12.500	14.700	14.000	14.100	14.050		
					Place: 5	5	1	3	1	4		
3	311	Anthony Tawfik	Futures, ON	N/A	Diff: 5.000	5.000	5.000	4.500	5.000	5.000	5.000	82.450 3
					Exec: 8.900	9.450	9.150	8.900	7.600	8.850		
					ND: _____	0.100	_____	_____	_____	_____		
					Final: 13.900	14.550	14.150	13.400	12.600	13.850		
					Place: 2	1*	2	6T	5	5		
4	313	Casey Rogan	Mississauga, ON	N/A	Diff: 5.000	5.000	5.000	4.500	5.000	5.000	5.000	78.200 4
					Exec: 8.350	9.450	6.500	8.900	7.550	7.850		
					ND: _____	0.100	_____	_____	_____	_____		
					Final: 13.350	14.550	11.500	13.400	12.550	12.850		
					Place: 6	1*	8	6T	6T	8		
5	312	Jonathan Scripnick	Futures, ON	N/A	Diff: 5.000	5.000	5.000	4.500	5.000	5.000	5.000	76.050 5
					Exec: 8.450	7.650	6.650	9.100	7.050	9.050		
					ND: _____	-1.700	0.100	0.100	_____	0.100		
					Final: 13.450	10.950	11.750	13.700	12.050	14.150		
					Place: 4	7	7	5	8	3		
6	220	Kieran Fagan	Capital City, AB	N/A	Diff: 5.000	5.000	5.000	4.500	5.000	5.000	5.000	74.950 6
					Exec: 8.300	5.900	8.050	8.600	8.750	9.150		
					ND: _____	-3.500	0.100	_____	_____	0.100		
					Final: 13.300	7.400	13.150	13.100	13.750	14.250		
					Place: 7	10	4	8	3T	1		
7	314	Ethan Chin	Futures, ON	N/A	Diff: 5.000	5.000	5.000	4.500	5.000	5.000	5.000	74.700 7
					Exec: 8.050	6.750	7.100	9.150	6.750	8.300		
					ND: _____	0.100	_____	0.100	-1.200	0.100		
					Final: 13.050	11.850	12.100	13.750	10.550	13.400		
					Place: 8	6	6	4	10	6		
8	272	William Black	Halifax ALTA, NS	N/A	Diff: 4.100	5.000	2.500	5.000	5.000	1.700	1.700	73.850 8
					Exec: 8.200	8.900	7.250	9.550	8.650	7.700		
					ND: _____	0.100	_____	0.100	0.100	_____		
					Final: 12.300	14.000	9.750	14.650	13.750	9.400		
					Place: 9	4	10	1	3T	10		
9	221	Danny Schnoor	Capital City, AB	N/A	Diff: 5.000	5.000	2.500	4.500	5.000	5.000	5.000	72.400 9
					Exec: 8.600	6.950	7.550	8.450	7.550	7.900		
					ND: 0.100	-1.700	_____	_____	_____	_____		
					Final: 13.700	10.250	10.050	12.950	12.550	12.900		
					Place: 3	8	9	9	6T	7		
10	378	Peter Yeats	Père Sablon, QC	N/A	Diff: 4.000	5.000	5.000	3.000	4.000	4.000	4.000	64.600 10
					Exec: 5.950	6.200	7.500	8.650	7.200	7.600		
					ND: _____	-3.500	_____	_____	_____	_____		
					Final: 9.950	7.700	12.500	11.650	11.200	11.600		
					Place: 10	9	5	10	9	9		







MAG - Nationals, Ottawa 2013

Meet Results

May 21, 2013

Page: 2
Printed: 5/22/2013 6:11 PM

Men / TY
Session: 2

Rank	Num	Name	Gym	Birthday							AA
11	405	Mitch Tyndall	Taiso Gym Centre, SK	N/A	Diff: _____	_____	_____	_____	_____	_____	
					Exec: _____	_____	_____	_____	_____	_____	
					ND: _____	_____	_____	_____	_____	_____	
					Final: _____	_____	_____	_____	_____	_____	0.000
					Place: _____	11	11	11	11	11	11

MAG - Nationals, Ottawa 2013







Meet Results

May 21, 2013

Men / JR

Session: 2







Judge's Signatures

Rank	Num	Name	Gym	Birthdate	Diff							AA
1	356	Matthew Halickman	Père Sablon, QC	N/A	Diff: 4.700	4.300	4.900	4.400	4.600	4.600		
					Exec: 7.750	7.750	8.000	8.850	8.200	7.800		
					ND: _____	_____	_____	_____	_____	_____		
					Final: 12.450	12.050	12.900	13.250	12.800	12.400	75.850	
					Place: 10	2	2	4	8	4		1
2	287	Justin Karstadt	Futures, ON	N/A	Diff: 4.400	4.300	4.500	5.200	4.600	4.200		
					Exec: 8.350	7.250	7.800	8.500	8.450	7.650		
					ND: _____	_____	_____	_____	_____	_____		
					Final: 12.750	11.550	12.300	13.700	13.050	11.850	75.200	
					Place: 5T	8	6	2	3T	7		2
3	240	Aaron Mah	Vancouver, BC	N/A	Diff: 4.600	4.200	3.900	4.400	4.300	4.800		
					Exec: 8.750	6.100	7.850	8.650	9.100	8.250		
					ND: _____	_____	_____	-0.100	_____	_____		
					Final: 13.350	10.300	11.750	12.950	13.400	13.050	74.800	
					Place: 2	11	10	9	1	1T		3
4	396	Wyatt Tyndall	Taiso Gym Centre, SK	N/A	Diff: 4.800	4.300	4.400	4.400	4.500	4.400		
					Exec: 8.600	7.400	8.350	8.800	7.400	7.350		
					ND: _____	_____	_____	_____	_____	_____		
					Final: 13.400	11.700	12.750	13.200	11.900	11.750	74.700	
					Place: 1	6	3T	5T	13T	9		4
5	241	Steven Chaplin	Twisters, BC	N/A	Diff: 4.600	4.200	3.900	4.800	4.300	4.000		
					Exec: 8.500	7.600	6.850	9.000	8.750	7.950		
					ND: _____	_____	_____	_____	_____	_____		
					Final: 13.100	11.800	10.750	13.800	13.050	11.950	74.450	
					Place: 4	5	13	1	3T	6		5
6	279	Stephen Clouter	Halifax ALTA, NS	N/A	Diff: 4.200	4.300	3.400	3.600	4.500	4.200		
					Exec: 8.200	8.100	7.150	8.300	8.700	8.850		
					ND: _____	_____	_____	0.000	_____	_____		
					Final: 12.400	12.400	10.550	11.900	13.200	13.050	73.500	
					Place: 11	1	14	14T	2	1T		6
7	290	Parker Ramsay	Mississauga, ON	N/A	Diff: 4.200	3.500	3.800	3.600	3.800	3.100		
					Exec: 7.800	7.900	9.150	8.550	9.050	9.000		
					ND: _____	_____	_____	_____	_____	_____		
					Final: 12.000	11.400	12.950	12.150	12.850	12.100	73.450	
					Place: 13	9	1	13	6T	5		7
8	289	Keanu Nunes	Futures, ON	N/A	Diff: 4.400	4.400	4.500	3.600	4.400	2.800		
					Exec: 7.800	7.550	7.500	8.700	8.450	9.000		
					ND: _____	_____	_____	_____	_____	_____		
					Final: 12.200	11.950	12.000	12.300	12.850	11.800	73.100	
					Place: 12	3	7T	11	6T	8		8
9	242	Julian Geisler	Langley, BC	N/A	Diff: 4.800	4.000	4.600	4.400	4.600	4.400		
					Exec: 8.500	5.550	8.150	8.700	8.350	6.800		
					ND: _____	_____	_____	_____	_____	_____		
					Final: 13.300	9.550	12.750	13.100	12.950	11.200	72.850	
					Place: 3	13	3T	7	5	11T		9
10	205	Teagan Marsden	Capital City, AB	N/A	Diff: 4.700	4.300	3.900	3.000	4.500	4.400		
					Exec: 8.050	7.350	8.100	8.900	7.400	8.200		
					ND: _____	_____	_____	_____	_____	_____		
					Final: 12.750	11.650	12.000	11.900	11.900	12.600	72.800	
					Place: 5T	7	7T	14T	13T	3		10

MAG - Nationals, Ottawa 2013

Meet Results

May 21, 2013

Rank	Num	Name	Gym	Birthday							AA
11	358	Samuel Gaudet-Pellerin	Unigym, QC	N/A	Diff: 4.500	4.500	3.400	4.400	4.200	2.700	
					Exec: 7.700	7.350	8.100	8.950	8.150	8.450	
					ND: -0.300						
					Final: 11.900	11.850	11.500	13.350	12.350	11.150	72.100
					Place: 14	4	11T	3	9T	13	11
12	395	Joel Gagnon	Taiso Gym Centre, SK	N/A	Diff: 5.200	3.300	4.400	4.400	4.400	3.900	
					Exec: 7.500	7.350	8.000	8.800	7.600	6.950	
					ND:						
					Final: 12.700	10.650	12.400	13.200	12.000	10.850	71.800
					Place: 7	10	5	5T	12	14	12
13	243	Alexander Farquharson	Delta Gymnastics, BC	N/A	Diff: 4.600	4.200	4.000	4.400	4.300	4.000	
					Exec: 8.000	6.050	7.500	8.950	8.050	7.400	
					ND:			-0.300			
					Final: 12.600	10.250	11.500	13.050	12.350	11.400	71.150
					Place: 8	12	11T	8	9T	10	13
14	244	Brian Lau	Richmond, BC	N/A	Diff: 5.000	3.200	4.400	5.200	4.100	3.700	
					Exec: 7.550	4.950	7.450	7.800	8.000	7.500	
					ND:			-0.300			
					Final: 12.550	8.150	11.850	12.700	12.100	11.200	68.550
					Place: 9	15	9	10	11	11T	14
15	324	Matt Gallant	Island Gym, PEI	N/A	Diff: 4.200	3.900	2.200	3.600	3.900	3.900	
					Exec: 7.400	5.100	7.900	8.600	7.700	6.250	
					ND:						
					Final: 11.600	9.000	10.100	12.200	11.600	10.150	64.650
					Place: 15	14	15	12	15	15	15

MAG Championships, Ottawa 2013

Meet Results - Multi







May 23-25, 2013

Page: 1
Printed: 5/24/2013 9:16:36 PM

Men / JR

Session: 3

Judge's Signatures

Rank	Num	Name/Gym									AA				
1	241	Steven Chaplin Twisters, BC	Prelims	Diff:	4.600	4.200	3.900	4.800	4.300	4.000	74.450				
				Exec:	8.500	7.600	6.850	9.000	8.750	7.950					
				ND:					
			Final:	13.100	11.800	10.750	13.800	13.050	11.950	152.250					
			Finals	Diff:	4.600	4.200	4.100	4.800	4.300			4.100			
				Exec:	9.000	7.800	8.150	9.000	9.350			8.400			
				ND:			
			Final:	13.600	12.000	12.250	13.800	13.650	12.500			77.800			
			Combined Total: 152.250												
			2	287	Justin Karstadt Futures, ON	Prelims	Diff:	4.400	4.300			4.500	5.200	4.600	4.200
Exec:	8.350	7.250					7.800	8.500	8.450	7.650					
ND:					
Final:	12.750	11.550				12.300	13.700	13.050	11.850	151.850					
Finals	Diff:	4.400				4.400	4.500	5.200	4.600		4.500				
	Exec:	8.400				8.900	8.000	9.000	8.050		6.700				
	ND:				
Final:	12.800	13.300				12.500	14.200	12.650	11.200		76.650				
Combined Total: 151.850															
3	356	Matthew Halickman Père Sablon, QC				Prelims	Diff:	4.700	4.300		4.900	4.400	4.600	4.600	75.850
			Exec:	7.750	7.750		8.000	8.850	8.200	7.800					
			ND:					
			Final:	12.450	12.050	12.900	13.250	12.800	12.400	150.800					
			Finals	Diff:	4.600	4.300	4.900	4.400	4.600		4.600				
				Exec:	7.850	8.050	8.250	9.050	7.300		7.150				
				ND:	-0.100				
			Final:	12.350	12.350	13.150	13.450	11.900	11.750		74.950				
			Combined Total: 150.800												
			4	240	Aaron Mah Vancouver, BC	Prelims	Diff:	4.600	4.200		3.900	4.400	4.300	4.800	
Exec:	8.750	6.100					7.850	8.650	9.100	8.250					
ND:	-0.100					
Final:	13.350	10.300				11.750	12.950	13.400	13.050	149.800					
Finals	Diff:	4.700				4.000	3.200	4.400	4.300		4.800				
	Exec:	8.900				6.900	8.150	8.350	8.850		8.450				
	ND:				
Final:	13.600	10.900				11.350	12.750	13.150	13.250		75.000				
Combined Total: 149.800															
5	279	Stephen Clouter Halifax ALTA, NS				Prelims	Diff:	4.200	4.300		3.400	3.600	4.500	4.200	73.500
			Exec:	8.200	8.100		7.150	8.300	8.700	8.850					
			ND:	0.000					
			Final:	12.400	12.400	10.550	11.900	13.200	13.050	148.150					
			Finals	Diff:	4.200	4.300	3.400	3.600	4.500		4.200				
				Exec:	8.150	8.150	8.750	8.350	8.600		8.450				
				ND:				
			Final:	12.350	12.450	12.150	11.950	13.100	12.650		74.650				
			Combined Total: 148.150												







MAG Championships, Ottawa 2013

Meet Results - Multi

May 23-25, 2013

Page: 2
Printed: 5/24/2013 9:16:36 PM

Men / JR
Session: 3







Rank	Num	Name/Gym									AA			
6	242	Julian Geisler Langley, BC	Prelims	Diff:	4.800	4.000	4.600	4.400	4.600	4.400	72.850			
				Exec:	8.500	5.550	8.150	8.700	8.350	6.800				
				ND:	-----	-----	-----	-----	-----	-----				
			Final:	13.300	9.550	12.750	13.100	12.950	11.200	74.300				
			Finals	Diff:	4.700	3.500	4.600	4.400	4.600			4.600		
				Exec:	8.050	6.750	8.400	9.150	8.050			7.500		
				ND:	-----	-----	-----	-----	-----			-----		
			Final:	12.750	10.250	13.000	13.550	12.650	12.100			74.300		
			Combined Total: 147.150											
			7	396	Wyatt Tyndall Taiso Gym Centre, SK	Prelims	Diff:	4.800	4.300			4.400	4.400	4.500
Exec:	8.600	7.400					8.350	8.800	7.400	7.350				
ND:	-----	-----					-----	-----	-----	-----				
Final:	13.400	11.700				12.750	13.200	11.900	11.750	72.400				
Finals	Diff:	4.800				3.300	4.200	4.400	4.300		4.600			
	Exec:	8.400				7.250	8.000	8.700	8.250		6.200			
	ND:	-----				-----	-----	-----	-----		-----			
Final:	13.200	10.550				12.200	13.100	12.550	10.800		72.400			
Combined Total: 147.100														
8	395	Joel Gagnon Taiso Gym Centre, SK				Prelims	Diff:	5.200	3.300		4.400	4.400	4.400	3.900
			Exec:	7.500	7.350		8.000	8.800	7.600	6.950				
			ND:	-----	-----		-----	-----	-----	-----				
			Final:	12.700	10.650	12.400	13.200	12.000	10.850	75.150				
			Finals	Diff:	5.200	3.400	4.600	4.800	4.400		4.700			
				Exec:	8.300	7.200	8.350	8.650	8.150		7.500			
				ND:	-----	-----	-----	-0.100	-----		-----			
			Final:	13.500	10.600	12.950	13.350	12.550	12.200		75.150			
			Combined Total: 146.950											
			9	290	Parker Ramsay Mississauga, ON	Prelims	Diff:	4.200	3.500		3.800	3.600	3.800	3.100
Exec:	7.800	7.900					9.150	8.550	9.050	9.000				
ND:	-----	-----					-----	-----	-----	-----				
Final:	12.000	11.400				12.950	12.150	12.850	12.100	73.250				
Finals	Diff:	4.300				4.000	3.800	3.600	3.800		3.100			
	Exec:	7.700				7.800	8.550	8.700	8.750		9.150			
	ND:	-----				-----	-----	-----	-----		-----			
Final:	12.000	11.800				12.350	12.300	12.550	12.250		73.250			
Combined Total: 146.700														
10	289	Keanu Nunes Futures, ON				Prelims	Diff:	4.400	4.400		4.500	3.600	4.400	2.800
			Exec:	7.800	7.550		7.500	8.700	8.450	9.000				
			ND:	-----	-----		-----	-----	-----	-----				
			Final:	12.200	11.950	12.000	12.300	12.850	11.800	72.250				
			Finals	Diff:	4.400	4.400	4.500	3.600	4.400		2.800			
				Exec:	7.000	7.550	8.000	9.000	7.650		8.950			
				ND:	-----	-----	-----	-----	-----		-----			
			Final:	11.400	11.950	12.500	12.600	12.050	11.750		72.250			
			Combined Total: 145.350											

MAG Championships, Ottawa 2013

Meet Results - Multi

Men / JR
Session: 3

May 23-25, 2013

Rank	Num	Name/Gym									AA
11T	205	Teagan Marsden Capital City, AB	Prelims	Diff:	4.700	4.300	3.900	3.000	4.500	4.400	
				Exec:	8.050	7.350	8.100	8.900	7.400	8.200	
				ND:	
				Final:	12.750	11.650	12.000	11.900	11.900	12.600	
			Finals	Diff:	4.600	4.300	4.000	3.200	4.500	4.500	
				Exec:	8.050	6.600	7.300	8.550	8.100	8.500	
				ND:	
				Final:	12.650	10.900	11.300	11.750	12.600	13.000	
Combined Total: 145.000											
11T	358	Samuel Gaudet-Pellerin Unigym, QC	Prelims	Diff:	4.500	4.500	3.400	4.400	4.200	2.700	
				Exec:	7.700	7.350	8.100	8.950	8.150	8.450	
				ND:	-0.300	
				Final:	11.900	11.850	11.500	13.350	12.350	11.150	
			Finals	Diff:	4.300	4.500	3.400	4.400	4.200	2.900	
				Exec:	8.100	7.850	8.450	8.500	7.850	8.450	
				ND:	
				Final:	12.400	12.350	11.850	12.900	12.050	11.350	
Combined Total: 145.000											
13	243	Alexander Farquharson Delta Gymnastics, BC	Prelims	Diff:	4.600	4.200	4.000	4.400	4.300	4.000	
				Exec:	8.000	6.050	7.500	8.950	8.050	7.400	
				ND:	-0.300	
				Final:	12.600	10.250	11.500	13.050	12.350	11.400	
			Finals	Diff:	4.400	4.100	3.300	4.400	4.300	4.100	
				Exec:	7.250	5.850	7.700	8.450	7.000	7.850	
				ND:	-0.300	
				Final:	11.650	9.950	11.000	12.550	11.300	11.950	
Combined Total: 139.550											
14	244	Brian Lau Richmond, BC	Prelims	Diff:	5.000	3.200	4.400	5.200	4.100	3.700	
				Exec:	7.550	4.950	7.450	7.800	8.000	7.500	
				ND:	-0.300	
				Final:	12.550	8.150	11.850	12.700	12.100	11.200	
			Finals	Diff:	5.000	3.400	4.100	5.200	4.100	3.700	
				Exec:	7.000	7.550	7.500	8.000	8.150	6.200	
				ND:	-0.500	-0.300	0.300	
				Final:	12.000	10.950	11.100	12.900	12.250	10.200	
Combined Total: 137.950											
15	324	Matt Gallant Island Gym, PEI	Prelims	Diff:	4.200	3.900	2.200	3.600	3.900	3.900	
				Exec:	7.400	5.100	7.900	8.600	7.700	6.250	
				ND:	
				Final:	11.600	9.000	10.100	12.200	11.600	10.150	
			Finals	Diff:	4.200	3.900	2.900	3.600	3.900	3.900	
				Exec:	7.700	5.250	7.950	8.700	7.300	6.650	
				ND:	
				Final:	11.900	9.150	10.850	12.300	11.200	10.550	
Combined Total: 130.600											

MAG Championships JR/SR Apparatus Finals

Page: 1
Printed: 5/25/2013 5:54:37 PM

Event Results - Floor

Men / JR

May 25, 2013

Session: 1



Rank	Num	Name	Gym	Diff	Exec	ND	Score	Out
1	395	Joel Gagnon	Taiso Gym Centre, SK	5.200	8.450	-.-	13.650	0.000
2T	240	Aaron Mah	Vancouver, BC	4.700	8.850	-.-	13.550	0.100
2T	396	Wyatt Tyndall	Taiso Gym Centre, SK	4.800	8.750	-.-	13.550	0.100
4	241	Steven Chaplin	Twisters, BC	4.600	8.500	-.-	13.100	0.550
5	287	Justin Karstadt	Futures, ON	4.600	8.100	-.-	12.700	0.950
6	242	Julian Geisler	Langley, BC	4.600	7.150	-0.1	11.650	2.000

MAG Championships JR/SR Apparatus Finals

Page: 1
Printed: 5/25/2013 5:54:50 PM

Event Results - Pommel

Men / JR
Session: 1

May 25, 2013



Rank	Num	Name	Gym	Diff	Exec	ND	Score	Out
1	287	Justin Karstadt	Futures, ON	3.600	8.750	..-	12.350	0.000
2T	356	Matthew Halickman	Père Sablon, QC	4.300	7.950	..-	12.250	0.100
2T	289	Keanu Nunes	Futures, ON	4.400	7.850	..-	12.250	0.100
4	358	Samuel Gaudet-Pellerin	Unigym, QC	4.500	7.500	..-	12.000	0.350
5T	241	Steven Chaplin	Twisters, BC	4.200	7.450	..-	11.650	0.700
5T	279	Stephen Clouter	Halifax ALTA, NS	4.300	7.350	..-	11.650	0.700

MAG Championships JR/SR Apparatus Finals

Page: 1
Printed: 5/25/2013 5:54:58 PM

Event Results - Rings

Men / JR
Session: 1

May 25, 2013



Rank	Num	Name	Gym	Diff	Exec	ND	Score	Out
1	356	Matthew Halickman	Père Sablon, QC	4.900	9.150	..-	14.050	0.000
2	287	Justin Karstadt	Futures, ON	4.700	8.600	..-	13.300	0.750
3	290	Parker Ramsay	Mississauga, ON	3.800	8.550	..-	12.350	1.700
4	242	Julian Geisler	Langley, BC	4.500	7.550	..-	12.050	2.000
5	395	Joel Gagnon	Taiso Gym Centre, SK	5.000	6.750	..-	11.750	2.300
6	289	Keanu Nunes	Futures, ON	3.800	7.850	..-	11.650	2.400
7	396	Wyatt Tyndall	Taiso Gym Centre, SK	4.000	7.300	..-	11.300	2.750

MAG Championships JR/SR Apparatus Finals

Page: 1
Printed: 5/25/2013 5:55:09 PM

Event Results - Vault

Men / JR
Session: 1

May 25, 2013



Rank	Num	Name	Gym	Diff	Exec	ND	Score	Out
1	287	Justin Karstadt	Futures, ON	5.200	9.050	..	14.250	0.000
2	241	Steven Chaplin	Twisters, BC	4.800	9.150	..	13.950	0.300
3	358	Samuel Gaudet-Pellerin	Unigym, QC	4.400	9.200	..	13.600	0.650
4	395	Joel Gagnon	Taiso Gym Centre, SK	4.800	8.800	-0.1	13.500	0.750
5	356	Matthew Halickman	Père Sablon, QC	4.400	9.000	..	13.400	0.850
6	242	Julian Geisler	Langley, BC	4.400	8.400	..	12.800	1.450

MAG Championships JR/SR Apparatus Finals

Page: 1
Printed: 5/25/2013 5:55:20 PM

Event Results - P Bars

Men / JR
Session: 1

May 25, 2013



Rank	Num	Name	Gym	Diff	Exec	ND	Score	Out
1	240	Aaron Mah	Vancouver, BC	4.300	8.600	..	12.900	0.000
2	279	Stephen Clouter	Halifax ALTA, NS	4.500	8.100	..	12.600	0.300
3	205	Teagan Marsden	Capital City, AB	4.500	8.050	..	12.550	0.350
4	241	Steven Chaplin	Twisters, BC	4.300	8.200	..	12.500	0.400
5	287	Justin Karstadt	Futures, ON	4.600	7.850	..	12.450	0.450
6	289	Keanu Nunes	Futures, ON	4.400	7.550	..	11.950	0.950

MAG Championships JR/SR Apparatus Finals

Page: 1
Printed: 5/25/2013 5:55:36 PM

Event Results - H Bar

Men / JR
Session: 1

May 25, 2013



Rank	Num	Name	Gym	Diff	Exec	ND	Score	Out
1	240	Aaron Mah	Vancouver, BC	4.800	8.500	..-	13.300	0.000
2	279	Stephen Clouter	Halifax ALTA, NS	4.200	8.550	..-	12.750	0.550
3	290	Parker Ramsay	Mississauga, ON	3.100	9.150	..-	12.250	1.050
4	356	Matthew Halickman	Père Sablon, QC	4.600	7.550	..-	12.150	1.150
5	241	Steven Chaplin	Twisters, BC	4.000	7.950	..-	11.950	1.350
6	205	Teagan Marsden	Capital City, AB	4.500	7.200	..-	11.700	1.600

MAG - Nationals, Ottawa 2013







Meet Results

May 21, 2013

Men / SR

Session: 5







Judge's Signatures

Rank	Num	Name	Gym	Birthday							AA	
1	268	Hugh Smith	Halifax ALTA, NS	N/A	Diff: 5.700	5.300	5.000	5.600	4.400	4.300		
					Exec: 8.350	8.400	9.150	7.750	9.250	8.700		
					ND: _____	_____	_____	-0.300	_____	_____		
					Final: 14.050	13.700	14.150	13.050	13.650	13.000		81.600
					Place: 2	2	3	19T	5T	11		1
2	247	Robert Watson	Richmond, BC	N/A	Diff: 5.900	5.100	5.800	4.800	5.800	5.700		
					Exec: 8.100	8.400	6.800	8.950	8.100	8.100		
					ND: -0.100	_____	_____	_____	_____	_____		
					Final: 13.900	13.500	12.600	13.750	13.900	13.800		81.450
					Place: 3	3	17	6	4	3		2
3	219	Bobby Kriangkum	Calgary Gym, AB	N/A	Diff: 5.700	5.200	5.400	5.600	5.100	5.100		
					Exec: 8.050	7.500	8.600	8.750	8.300	8.050		
					ND: -0.100	_____	_____	-0.300	_____	_____		
					Final: 13.650	12.700	14.000	14.050	13.400	13.150		80.950
					Place: 6	6	4	4	7	8		3
4	357	René Cournoyer	Gymnika, QC	N/A	Diff: 5.300	5.500	5.500	5.600	5.400	4.900		
					Exec: 7.200	7.350	7.800	8.800	7.950	8.600		
					ND: _____	_____	_____	_____	_____	_____		
					Final: 12.500	12.850	13.300	14.400	13.350	13.500		79.900
					Place: 17T	4T	9	3	8	5T		4
5	304	Tariq Dowers	Mississauga, ON	N/A	Diff: 5.400	4.900	5.600	5.600	5.000	4.800		
					Exec: 7.700	7.600	8.000	7.850	8.250	7.900		
					ND: _____	_____	_____	_____	_____	_____		
					Final: 13.100	12.500	13.600	13.450	13.250	12.700		78.600
					Place: 10T	8T	7	9	10	15		5
6	267	Evan Cruz	Halifax ALTA, NS	N/A	Diff: 5.000	6.200	3.900	4.800	5.100	3.600		
					Exec: 8.100	8.000	8.600	7.650	7.700	9.000		
					ND: _____	_____	_____	_____	_____	_____		
					Final: 13.100	14.200	12.500	12.450	12.800	12.600		77.650
					Place: 10T	1	18T	25	15	16T		6
7	249	Kal Nemier	Flicka, BC	N/A	Diff: 5.300	4.000	4.800	4.800	5.000	5.300		
					Exec: 8.200	6.850	8.700	9.050	6.700	8.200		
					ND: -0.100	_____	_____	_____	_____	_____		
					Final: 13.400	10.850	13.500	13.850	11.700	13.500		76.800
					Place: 8T	18	8	5	20	5T		7
8	213	Aiden Marsden	Capital City, AB	N/A	Diff: 5.500	4.800	4.300	5.200	5.000	4.700		
					Exec: 7.600	7.700	6.800	8.500	7.850	8.100		
					ND: _____	_____	_____	_____	_____	_____		
					Final: 13.100	12.500	11.100	13.700	12.850	12.800		76.050
					Place: 10T	8T	24T	7	13T	12		8
9	305	Taylor Mitchell	TGI, ON	N/A	Diff: 4.200	3.100	4.500	4.400	4.900	4.800		
					Exec: 8.600	7.600	8.250	8.750	7.950	8.300		
					ND: _____	_____	_____	_____	_____	_____		
					Final: 12.800	10.700	12.750	13.150	12.850	13.100		75.350
					Place: 14T	19	15	15T	13T	9		9
10	217	Damien Cachia	Calgary Gym, AB	N/A	Diff: 5.900	4.800	5.000	5.600	5.100	3.400		
					Exec: 7.800	7.250	8.050	7.800	8.000	6.850		
					ND: -0.100	_____	_____	-0.300	_____	_____		
					Final: 13.600	12.050	13.050	13.100	13.100	10.250		75.150
					Place: 7	11T	12T	18	11	26		10

MAG - Nationals, Ottawa 2013

Meet Results

May 21, 2013







Rank	Num	Name	Gym	Birthday							AA
11	301	Jaroslav Hojka	Ottawa Gym, ON	N/A	Diff: 4.900	5.100	4.700	4.800	4.900	4.300	
					Exec: 6.200	7.200	8.550	8.300	8.400	8.300	
					ND: -0.500			-0.100			
					Final: 10.600	12.300	13.250	13.000	13.300	12.600	75.050
					Place: 25	10	10	21T	9	16T	11
12	246	Zachary Clay	Twisters, BC	N/A	Diff: 5.500	5.000	4.900	5.200	5.700	3.700	
					Exec: 6.400	6.300	8.300	8.050	7.050	8.100	
					ND: -0.100						
					Final: 11.800	11.300	13.200	13.250	12.750	11.800	74.100
					Place: 22	15	11	11T	16	20	12
13	252	Devy Dyson	Richmond, BC	N/A	Diff: 4.800	4.100	4.900	3.600	4.400	5.100	
					Exec: 6.950	5.900	8.900	9.050	8.150	7.650	
					ND:						
					Final: 11.750	10.000	13.800	12.650	12.550	12.750	73.500
					Place: 23	20	6	24	17	13T	13
14	218	Kyle Ryley	Calgary Gym, AB	N/A	Diff: 4.500	4.600	3.700	3.600	4.500	5.200	
					Exec: 8.350	6.950	7.400	8.700	6.800	8.200	
					ND: -0.100						
					Final: 12.750	11.550	11.100	12.300	11.300	13.400	72.400
					Place: 16	14	24T	26	22	7	14
15	302	Cory Paterson	Oakville, ON	N/A	Diff: 4.200	4.900	4.800	5.200	5.100	5.300	
					Exec: 9.200	4.350	8.250	8.050	5.550	7.450	
					ND:						
					Final: 13.400	9.250	13.050	13.250	10.650	12.750	72.350
					Place: 8T	22	12T	11T	25	13T	15
16	329	Scott Chandler	Island Gym, PEI	N/A	Diff: 4.400	3.800	4.700	4.400	3.700	3.400	
					Exec: 8.400	7.450	8.150	8.600	7.750	7.000	
					ND:						
					Final: 12.800	11.250	12.850	13.000	11.450	10.400	71.750
					Place: 14T	16	14	21T	21	25	16
17	248	Joshua Stuart	Richmond, BC	N/A	Diff: 5.500	4.700	4.500	4.400	4.600	5.300	
					Exec: 5.500	7.350	7.400	8.800	7.300	6.300	
					ND:						
					Final: 11.000	12.050	11.900	13.200	11.900	11.600	71.650
					Place: 24	11T	22	13T	19	21	17
18	308	Kevin Lytwyn	Oakville, ON	N/A	Diff: 6.100		6.200	5.600	5.800	6.600	
					Exec: 8.850		8.750	7.900	8.150	7.050	
					ND:			-0.300			
					Final: 14.950		14.950	13.200	13.950	13.650	70.700
					Place: 1	23*	2	13T	3	4	18
19	250	Scott Nabata	Kamloops Gym, BC	N/A	Diff: 4.700	5.100	5.000	4.400	5.400	5.400	
					Exec: 4.600	4.200	6.850	8.550	5.350	7.200	
					ND: -0.500						
					Final: 8.800	9.300	11.850	12.950	10.750	12.600	66.250
					Place: 26	21	23	23	23T	16T	19
20	402	Anderson Loran	Taiso Gym Centre, SK	N/A	Diff: 5.700	5.600	4.100		5.500	6.100	
					Exec: 8.050	6.300	8.400		7.450	8.600	
					ND:						
					Final: 13.750	11.900	12.500		12.950	14.700	65.800
					Place: 4	13	18T	27*	12	1	20

MAG - Nationals, Ottawa 2013

Meet Results

Men / SR
Session: 5

May 21, 2013

Rank	Num	Name	Gym	Birthday	Diff:							AA
21	214	Mattson Moore	U Of Calgary Gym, AB	N/A	4.900	5.100	___	4.800	4.300	4.800		
					Exec: 7.500	7.550	___	8.500	8.150	8.250		
					ND: ___	___	___	___	___	___		
					Final: 12.400	12.650	___	13.300	12.450	13.050		63.850
					Place: 20	7	26*	10	18	10		21
22	401	Jayd Lukenchuk	Taiso Gym Centre, SK	N/A	5.800	___	5.600	___	6.100	6.500		
					Exec: 6.350	___	8.300	___	8.000	7.350		
					ND: -0.100	___	___	___	___	___		
					Final: 12.050	___	13.900	___	14.100	13.850		53.900
					Place: 21	23*	5	27*	2	2		22
23	216	Nathan Gafuik	U Of Calgary Gym, AB	N/A	4.700	___	___	5.600	6.400	4.500		
					Exec: 7.900	___	___	7.550	8.300	7.000		
					ND: -0.100	___	___	___	___	___		
					Final: 12.500	___	___	13.150	14.700	11.500		51.850
					Place: 17T	23*	26*	15T	1	22		23
24	377	Samuel Paquin	Père Sablon, QC	N/A	5.200	___	4.200	4.400	___	4.800		
					Exec: 7.550	___	8.250	9.200	___	5.950		
					ND: -0.300	___	___	___	___	___		
					Final: 12.450	___	12.450	13.600	___	10.750		49.250
					Place: 19	23*	20	8	27*	23		24
25	251	Scott Morgan	Flicka, BC	N/A	6.400	___	6.500	5.600	___	___		
					Exec: 7.500	___	8.500	8.950	___	___		
					ND: -0.200	___	___	___	___	___		
					Final: 13.700	___	15.000	14.550	___	___		43.250
					Place: 5	23*	1	2	27*	28*		25
26	245	Ken Ikeda	Twisters, BC	N/A	___	5.400	___	5.200	5.900	1.700		
					Exec: ___	5.550	___	8.150	7.750	9.000		
					ND: ___	___	___	-0.300	___	-9.000		
					Final: ___	10.950	___	13.050	13.650	1.700		39.350
					Place: 27*	17	26*	19T	5T	27		26
27	215	Brandon O'Neill	Ortona, AB	N/A	6.100	___	___	5.600	5.300	___		
					Exec: 7.000	___	___	9.200	4.750	___		
					ND: ___	___	___	-0.100	___	___		
					Final: 13.100	___	___	14.700	10.050	___		37.850
					Place: 10T	23*	26*	1	26	28*		27
28	376	David Boucher	Père Sablon, QC	N/A	___	4.900	4.400	___	___	4.400		
					Exec: ___	7.950	7.750	___	___	8.000		
					ND: ___	___	___	___	___	___		
					Final: ___	12.850	12.150	___	___	12.400		37.400
					Place: 27*	4T	21	27*	27*	19		28
29	404	Curtis Graves	Taiso Gym Centre, SK	N/A	___	___	5.200	___	5.000	3.700		
					Exec: ___	___	7.450	___	5.750	6.900		
					ND: ___	___	___	___	___	___		
					Final: ___	___	12.650	___	10.750	10.600		34.000
					Place: 27*	23*	16	27*	23T	24		29
30	307	Simon Porter	TGI, ON	N/A	___	___	___	4.400	___	___		
					Exec: ___	___	___	8.750	___	___		
					ND: ___	___	___	___	___	___		
					Final: ___	___	___	13.150	___	___		13.150
					Place: 27*	23*	26*	15T	27*	28*		30



2013 Canadian Gymnastics Championships

Men's Artistic Gymnastics

• Carleton University • May 21-25

Unofficial Results Summary

Sat. May 25

SENIOR MEN — APPARATUS FINALS



Floor Exercise / Sol

ID #	Gymnast's Name	Prov / Club	D	Score	Rank	
247	Robert Watson	BC / Richmond	5.9	14.400	1	Gold
251	Scott Morgan	BC / Flicka	6.4	13.800	2	Silver
215	Brandon O'Neill	AB / Ortona	6.0	13.300	3	Bronze
402	Anderson Loran	SK / Taiso	5.6	12.900	4	
308	Kevin Lytwin	ON / Oakville	6.1	12.400	5	
217	Damien Cachia	AB / Calgary Gym Centre	5.7	11.700	6	
268	Hugh Smith	NS / Halifax ALTA	5.4	10.350	7	
219	<i>Bobby Kriangkum</i>	<i>AB / Calgary Gym (Thailand)</i>	5.7	12.550	5	



Pommel Horse / Cheval d'arçons

ID #	Gymnast's Name	Prov / Club	D	Score	Rank	
402	Anderson Loran	SK / Taiso	5.6	13.950	1	Gold
247	Robert Watson	BC / Richmond	5.1	12.900	2	Silver
214	Mattson Moore	AB / U of Calgary	5.3	12.250	3	Bronze
357	René Cournoyer	QC / Gymnika	5.2	11.350	4	
268	Hugh Smith	NS / Halifax ALTA	5.4	10.550	5	
267	Evan Cruz	NS / Halifax ALTA	5.3	10.100	6	
376	David Boucher	QC / Péré Sablon	4.1	8.300	7	
219	<i>Bobby Kriangkum</i>	<i>AB / Calgary Gym (Thailand)</i>	5.1	11.150	5	



Rings / Anneaux

ID #	Gymnast's Name	Prov / Club	D	Score	Rank	
308	Kevin Lytwin	ON / Oakville	6.2	14.550	1 Tie	Gold
251	Scott Morgan	BC / Flicka	6.5	14.550	1 Tie	Gold
247	Robert Watson	BC / Richmond	5.8	13.600	3	Bronze
401	Jayd Lukenchuk	SK / Taiso	5.6	13.500	4	
252	Devy Dyson	BC / Richmond	5.0	13.400	5	
268	Hugh Smith	NS / Halifax ALTA	5.4	13.150	6	
304	Tariq Dowers	ON / Mississauga	5.6	12.650	7	
357	René Cournoyer	QC / Gymnika	5.5	11.200	8	
219	<i>Bobby Kriangkum</i>	<i>AB / Calgary Gym (Thailand)</i>	5.4	13.400	5 Tie	



2013 Canadian Gymnastics Championships

Men's Artistic Gymnastics

• Carleton University • May 21-25

Unofficial Results Summary

Sat. May 25

SENIOR MEN — APPARATUS FINALS



Vault / Cheval sautoir

ID #	Gymnast's Name	Prov / Club	D	Score	Rank	
215	Brandon O'Neill	AB / Ortona	5.6	15.050	1	Gold
251	Scott Morgan	BC / Flicka	5.6	14.500	2	Silver
249	Kal Nemier	BC / Flicka	4.8	14.200	3	Bronze
304	Tariq Dowers	ON / Mississauga	5.6	13.950	4	
357	René Cournoyer	QC / Gymnika	5.6	13.400	5	
247	Robert Watson	BC / Richmond	4.8	13.300	6	
308	Kevin Lytwin	ON / Oakville	5.6	13.200	7	
213	Aiden Marsden	AB / Capital City	5.2	12.800	8	
219	<i>Bobby Kriangkum</i>	<i>AB / Calgary Gym (Thailand)</i>	5.6	14.050	4	



Parallel Bars / Barres parallèles

ID #	Gymnast's Name	Prov / Club	D	Score	Rank	
401	Jayd Lukenchuk	SK / Taiso	6.3	13.700	1	Gold
268	Hugh Smith	NS / Halifax ALTA	4.6	13.200	2	Silver
247	Robert Watson	BC / Richmond	5.5	12.200	3	Bronze
245	Ken Ikeda	BC / Twisters	6.3	11.950	4	
357	René Cournoyer	QC / Gymnika	4.8	11.250	5	
219	<i>Bobby Kriangkum</i>	<i>AB / Calgary Gym (Thailand)</i>	5.1	12.200	3 Tie	Bronze



Horizontal Bar / Barre fixe

ID #	Gymnast's Name	Prov / Club	D	Score	Rank	
357	René Cournoyer	QC / Gymnika	5.0	13.700	1	Gold
249	Kal Nemier	BC / Flicka	5.1	12.900	2	Silver
401	Jayd Lukenchuk	SK / Taiso	6.5	12.550	3	Bronze
247	Robert Watson	BC / Richmond	5.1	12.500	4	
402	Anderson Loran	SK / Taiso	5.0	11.550	5	
308	Kevin Lytwin	ON / Oakville	5.6	11.000	6	







MAG - Nationals, Ottawa 2013

Page: 1
Printed: 5/22/2013 9:40 PM

Team Results

Men / NO
Session: 3

May 21, 2013

Rank	Gym	Team	Score						
1	Team ON	ON	298.450	51.250 1	47.150 1	48.550 1	55.000 1	49.250 1	47.250 1
2	Team QC	QC	290.400	50.550 2	44.850 2T	46.850 3	52.250 2	48.700 3	47.200 2
3	Team AB	AB	289.200	48.300 3	44.850 2T	48.350 2	52.100 3	49.200 2	46.400 3

MAG - Nationals, Ottawa 2013

Page: 1
Printed: 5/22/2013 9:40 PM







Meet Results

May 21, 2013

Men / NO

Session: 3

Judge's Signatures

Rank	Num	Name	Gym							AA
1	359	Francis Croft	Père Sablon, QC	Diff: 3.900 Exec: 9.050 ND: 0.100 Final: 13.050 Place: 3	3.900 7.850 0.100 11.850 2	3.600 9.000 _____ 12.600 3	4.800 9.350 _____ 14.150 3	4.000 8.750 _____ 12.750 1	3.600 8.950 _____ 12.550 1	76.950 1
2	292	Taylor Jackle Spriggs	Ottawa Gym, ON	Diff: 3.500 Exec: 9.400 ND: _____ Final: 12.900 Place: 4	3.800 8.800 0.100 12.700 1	2.700 8.750 0.100 11.550 12	4.400 9.250 _____ 13.650 4	3.500 8.800 _____ 12.300 8	3.500 8.250 _____ 11.750 9T	74.850 2
3	360	Kelton Weekes	Unigym, QC	Diff: 3.900 Exec: 8.700 ND: _____ Final: 12.600 Place: 6T	2.800 8.600 0.000 11.400 6	3.400 8.050 _____ 11.450 13	4.400 8.750 _____ 13.150 6*	3.300 9.050 0.100 12.450 4T	3.200 9.050 0.100 12.350 2	73.400 3
4	295	Wolfe Gazer	Burlington BGs, ON	Diff: 4.200 Exec: 8.900 ND: _____ Final: 13.100 Place: 2	2.800 8.050 0.100 10.950 11T	3.900 8.900 _____ 12.800 2	5.200 9.300 _____ 14.500 1	3.500 8.300 _____ 11.800 11T	3.500 6.700 _____ 10.200 25T	73.350 4
5	207	Sean Mickelson	U Of Calgary Gym, AB	Diff: 3.800 Exec: 8.300 ND: _____ Final: 12.100 Place: 14	3.300 7.550 0.100 10.950 11T	3.300 8.350 0.100 11.750 9T	4.400 8.750 _____ 13.150 6*	3.800 8.650 _____ 12.450 4T	3.400 8.900 _____ 12.300 3	72.700 5
6T	291	Joel Cornelius	Burlington BGs, ON	Diff: 4.000 Exec: 8.600 ND: _____ Final: 12.600 Place: 6T	2.800 7.700 _____ 10.500 19	3.500 8.250 0.000 11.750 9T	5.200 9.100 _____ 14.300 2	3.100 8.300 _____ 11.400 22	3.400 8.350 _____ 11.750 9T	72.300 6T
6T	293	Gianmarco Mastrantoni	Mississauga, ON	Diff: 3.800 Exec: 8.100 ND: _____ Final: 11.900 Place: 16T	3.400 8.050 0.100 11.550 5	3.300 9.100 _____ 12.400 4T	3.600 8.800 _____ 12.400 19T	3.200 8.850 _____ 12.050 10	3.400 8.600 _____ 12.000 4	72.300 6T
8	265	Padraec Robinson	Halifax ALTA, NS	Diff: 3.100 Exec: 8.950 ND: 0.100 Final: 12.150 Place: 13	3.300 7.600 0.100 11.000 10	3.200 9.100 0.000 12.300 6	4.400 8.850 -0.100 13.150 6T	3.100 8.600 _____ 11.700 17*	3.200 8.650 _____ 11.850 6	72.150 8
9	294	Cameron Namek	TGI, ON	Diff: 3.600 Exec: 9.000 ND: _____ Final: 12.600 Place: 6T	3.100 8.100 _____ 11.200 7	3.400 8.000 _____ 11.400 14T	3.600 8.950 _____ 12.550 14T	3.100 9.400 _____ 12.500 3	2.800 8.850 0.100 11.750 9T	72.000 9
10T	296	Bruno Webster	Ottawa Gym, ON	Diff: 3.100 Exec: 9.450 ND: 0.100 Final: 12.650 Place: 5	3.100 8.500 0.100 11.700 3	2.500 9.100 _____ 11.600 11	3.600 8.950 _____ 12.550 14*	3.200 9.200 _____ 12.400 6	2.700 8.500 -1.000 10.200 25T	71.100 10T

MAG - Nationals, Ottawa 2013







Page: 2
Printed: 5/22/2013 9:40 PM

Meet Results

Men / NO

May 21, 2013

Session: 3

Rank	Num	Name	Gym							AA
10T	264	Zach Longley	Halifax ALTA, NS	Diff: 3.200	2.700	3.100	3.600	3.100	3.100	
				Exec: 9.100	7.950	9.200	8.750	8.600	8.400	
				ND: 0.100	0.100	0.100				
				Final: 12.400	10.750	12.400	12.350	11.700	11.500	71.100
				Place: 11	16T	4T	21T	17*	14	10T
12	328	Blaise Roberts	Island Gym, PEI	Diff: 3.500	3.200	3.100	3.600	3.100	3.000	
				Exec: 8.450	7.250	8.750	9.250	9.000	8.250	
				ND: 0.100	0.100	0.100				
				Final: 12.050	10.550	11.950	12.850	12.100	11.250	70.750
				Place: 15	18	8	12	9	18	12
13	211	Brad Earl	U Of Calgary Gym, AB	Diff: 4.200	3.000	4.100	4.400	3.300	3.100	
				Exec: 7.700	6.750	8.150	8.550	9.050	8.000	
				ND: -0.100	0.100					
				Final: 11.800	9.850	12.250	12.950	12.350	11.100	70.300
				Place: 18	23	7	10*	7	19T	13
14	209	Carl Hall	Calgary Gym, AB	Diff: 3.900	3.700	3.500	4.400	3.300	3.300	
				Exec: 8.000	7.300	7.850	8.650	8.350	7.800	
				ND: .	0.100					
				Final: 11.900	11.100	11.350	13.050	11.650	11.100	70.150
				Place: 16T	9	17T	9	20	19T	14
15	212	Sam Ito	Calgary Gym, AB	Diff: 3.700	3.300	4.000	4.400	3.200	3.500	
				Exec: 8.800	7.500	8.900	8.550	5.200	7.800	
				ND: .	0.100	0.100				
				Final: 12.500	10.900	13.000	12.950	8.400	11.300	69.050
				Place: 10	13	1	10*	33	17	15
16	297	Tyler Glavind	Tumblers, ON	Diff: 3.500	3.100	2.400	3.600	3.000	3.100	
				Exec: 7.900	7.150	8.750	8.900	8.250	8.650	
				ND: 0.100	0.100					
				Final: 11.500	10.350	11.150	12.500	11.250	11.750	68.500
				Place: 23T	20	19	17	25	9T	16
17	362	Abankwah Philippe	Gymnika, QC	Diff: 3.500	2.900	3.400	3.600	3.300	3.000	
				Exec: 8.250	7.750	7.350	8.800	8.500	7.750	
				ND: -0.200	0.100		-0.100			
				Final: 11.550	10.750	10.750	12.300	11.800	10.750	67.900
				Place: 21T	16T	22T	23T	11T	23	17
18	372	Anthony Bergoin	Père Sablon, QC	Diff: 3.300	3.300	2.700	3.600	3.300	3.100	
				Exec: 8.300	6.350	7.850	8.750	8.500	8.700	
				ND: .	0.100					
				Final: 11.600	9.750	10.550	12.350	11.800	11.800	67.850
				Place: 19T	24	24	21T	11T	7T	18
19	363	Zackari Lévesque	Unigym, QC	Diff: 4.000	3.100	2.700	3.600	3.200	3.000	
				Exec: 7.650	7.650	8.700	8.650	8.500	8.550	
				ND: -0.300	0.100		-0.300		-1.000	
				Final: 11.350	10.850	11.400	11.950	11.700	10.550	67.800
				Place: 25T	14	14T	27	17T	24	19
20	206	Graham Kelly	U Of Calgary Gym, AB	Diff: 3.500	3.500	3.000	3.600	3.100	2.000	
				Exec: 7.100	7.650	7.200	8.100	9.500	9.350	
				ND: .					0.100	
				Final: 10.600	11.150	10.200	11.700	12.600	11.450	67.700
				Place: 32	8	25	30	2	15	20







MAG - Nationals, Ottawa 2013

Meet Results

Men / NO

May 21, 2013

Session: 3

Rank	Num	Name	Gym							AA
21	368	William Gagnon	Jako, QC	Diff: 3.600	3.000	3.300	3.600	3.100	3.100	
				Exec: 8.650	7.000	8.100	8.950	6.050	8.450	
				ND: 0.100	0.100	0.000				
				Final: 12.350	10.100	11.400	12.550	9.150	11.550	67.100
				Place: 12	22	14T	14*	31	13	21
22	325	Sam Mallett	Island Gym, PEI	Diff: 3.100	3.300	3.100	3.000	3.100	3.000	
				Exec: 8.150	7.500	8.000	8.800	7.650	7.950	
				ND: .	0.000		-0.300			
				Final: 11.250	10.800	11.100	11.500	10.750	10.950	66.350
				Place: 28	15	20	31	27	22	22
23	397	Teague King	Taiso Gym Centre, SK	Diff: 4.000	3.100	3.000	3.600	3.900	3.900	
				Exec: 7.300	6.400	8.200	8.700	7.700	8.000	
				ND: .		-1.900				
				Final: 11.300	9.500	9.300	12.300	11.600	11.900	65.900
				Place: 27	26	30	23T	21	5	23
24	210	Graham Plomp	Dynamyx, AB	Diff: 3.600	2.300	2.500	3.600	3.100	2.700	
				Exec: 7.550	8.350	7.950	8.600	8.700	8.650	
				ND: -0.100	-1.000	-0.900	-0.300			
				Final: 11.050	9.650	9.550	11.900	11.800	11.350	65.300
				Place: 29	25	27T	28	11T	16	24
25	398	Nicolas Hallgrimson	Taiso Gym Centre, SK	Diff: 3.700	3.100	3.200	3.000	3.300	3.200	
				Exec: 7.650	6.250	6.350	9.050	7.650	7.800	
				ND: .		0.100	-0.300			
				Final: 11.350	9.350	9.650	11.750	10.950	11.000	64.050
				Place: 25T	27	26	29	26	21	25
26	408	Keith Boyle	Taiso Gym Centre, SK	Diff: 3.700	2.900	2.500	3.200	2.700	3.000	
				Exec: 7.800	6.750	8.000	9.450	7.150	8.100	
				ND: .	-1.000	-1.000	0.100		-1.000	
				Final: 11.500	8.650	9.500	12.750	9.850	10.100	62.350
				Place: 23T	28	29	13	28	27	26
27	263	Ian Kielly	Winnipeg Gym, MB	Diff: 4.000	2.800	2.300	4.400	3.600	3.400	
				Exec: 7.550	4.300	7.000	8.150	8.150	8.400	
				ND: .		-2.000	-0.100			
				Final: 11.550	7.100	7.300	12.450	11.750	11.800	61.950
				Place: 21T	30	32	18	16	7T	27
28	369	Charles Morin	Père Sablon, QC	Diff: 3.300	2.400	2.400	2.800	2.600	2.900	
				Exec: 9.150	7.750	7.700	9.400	7.500	6.500	
				ND: 0.100	-1.900	-1.000		-0.900	0.100	
				Final: 12.550	8.250	9.100	12.200	9.200	9.500	60.800
				Place: 9	29	31	25T	30	29	28
29	374	Gabriel Beauchamp	Gymnika, QC	Diff: 3.500	2.700	2.600	2.800	2.700	2.300	
				Exec: 8.100	5.850	8.200	7.650	6.700	8.100	
				ND: .	-2.000		-0.300		-1.000	
				Final: 11.600	6.550	10.800	10.150	9.400	9.400	57.900
				Place: 19T	31	21	32	29	30	29
30	327	Carson Younker	Island Gym, PEI	Diff: 3.100	2.400	2.400	3.000	3.000	3.000	
				Exec: 7.750	5.050	8.350	9.200	6.000	5.100	
				ND: .	-2.000					
				Final: 10.850	5.450	10.750	12.200	9.000	8.100	56.350
				Place: 31	32	22T	25T	32	31	30







MAG - Nationals, Ottawa 2013

Meet Results

Men / NO

May 21, 2013

Session: 3

Rank	Num	Name	Gym							AA
31	364	François Hogue	Père Sablon, QC	Diff: 3.600	3.700	2.600	3.600	3.200	—	
				Exec: 7.450	6.550	6.950	8.800	9.000	—	
				ND: -0.100	—	—	—	-0.900	—	
				Final: 10.950	10.250	9.550	12.400	11.300	—	54.450
				Place: 30	21	27T	19T	23T	32*	31
32	266	Jared Goad	Cobequid Spartan, NS	Diff: 3.800	—	—	4.400	3.100	2.700	
				Exec: 9.550	—	—	8.950	8.200	6.850	
				ND: 0.100	—	—	—	—	—	
				Final: 13.450	—	—	13.350	11.300	9.550	47.650
				Place: 1	33*	33*	5	23T	28	32
33	208	Tristan Randal	Calgary Gym, AB	Diff: —	3.300	—	—	3.100	—	
				Exec: —	8.250	—	—	8.700	—	
				ND: —	0.100	—	—	—	—	
				Final: —	11.650	—	—	11.800	—	23.450
				Place: 33*	4	33*	33*	11T	32*	33
34	231	Caleb Darrow	Kingswood, AB	Diff: —	—	3.600	—	—	—	
				Exec: —	—	7.750	—	—	—	
				ND: —	—	—	—	—	—	
				Final: —	—	11.350	—	—	—	11.350
				Place: 33*	33*	17T	33*	34	32*	34

MAG Championships, Ottawa 2013

Event Results - Floor

May 23-25, 2013

Page: 1
Printed: 5/24/2013 6:03:45 PM

Men / NO
Session: 2



Rank	Num	Name	Gym	Diff	Exec	ND	Score	Out
1T	266	Jared Goad	Cobequid Spartan, NS	3.800	9.550	0.1	13.450	0.000
1T	295	Wolfe Gazer	Burlington BGs, ON	4.200	9.150	0.1	13.450	0.000
3	359	Francis Croft	Père Sablon, QC	4.000	9.300	0.1	13.400	0.050
4	292	Taylor Jackle Spriggs	Ottawa Gym, ON	3.500	9.600	0.1	13.200	0.250
5	294	Cameron Namek	TGI, ON	3.600	9.200	..	12.800	0.650
6	291	Joel Cornelius	Burlington BGs, ON	4.000	9.000	-0.3	12.700	0.750
7	296	Bruno Webster	Ottawa Gym, ON	3.100	9.300	..	12.400	1.050
8	360	Kelton Weekes	Unigym, QC	3.900	8.150	..	12.050	1.400

MAG Championships, Ottawa 2013

Event Results - Pommel

May 23-25, 2013

Page: 1
Printed: 5/24/2013 6:04:02 PM

Men / NO
Session: 2



Rank	Num	Name	Gym	Diff	Exec	ND	Score	Out
1	292	Taylor Jackle Spriggs	Ottawa Gym, ON	3.800	9.050	0.1	12.950	0.000
2	208	Tristan Randal	Calgary Gym, AB	3.600	8.200	0.1	11.900	1.050
3	293	Gianmarco Mastrantoni	Mississauga, ON	3.400	8.350	0.1	11.850	1.100
4	296	Bruno Webster	Ottawa Gym, ON	3.100	8.350	0.1	11.550	1.400
5	359	Francis Croft	Père Sablon, QC	3.700	7.200	0.1	11.000	1.950
6	360	Kelton Weekes	Unigym, QC	3.000	7.250	0.1	10.350	2.600

MAG Championships, Ottawa 2013

Event Results - Rings

May 23-25, 2013

Page: 1
Printed: 5/24/2013 6:04:16 PM

Men / NO
Session: 2



Rank	Num	Name	Gym	Diff	Exec	ND	Score	Out
1	359	Francis Croft	Père Sablon, QC	3.600	9.000	0.1	12.700	0.000
2	295	Wolfe Gazer	Burlington BGs, ON	3.900	8.650	-.-	12.550	0.150
3	212	Sam Ito	Calgary Gym, AB	4.000	8.300	0.1	12.400	0.300
4	265	Padraec Robinson	Halifax ALTA, NS	3.400	8.600	0.1	12.100	0.600
5	293	Gianmarco Mastrantoni	Mississauga, ON	3.700	8.150	0.1	11.950	0.750
6	264	Zach Longley	Halifax ALTA, NS	3.100	8.800	-.-	11.900	0.800

MAG Championships, Ottawa 2013

Event Results - Vault

May 23-25, 2013

Page: 1
Printed: 5/24/2013 6:04:42 PM

Men / NO
Session: 2



Rank	Num	Name	Gym	Diff	Exec	ND	Score	Out
1	291	Joel Cornelius	Burlington BGs, ON	5.200	8.950	-.-	14.150	0.000
2	292	Taylor Jackle Spriggs	Ottawa Gym, ON	4.400	9.600	-.-	14.000	0.150
3	359	Francis Croft	Père Sablon, QC	4.800	8.950	-.-	13.750	0.400
4	207	Sean Mickelson	U Of Calgary Gym, AB	4.400	9.100	-0.1	13.400	0.750
5T	265	Padraec Robinson	Halifax ALTA, NS	4.400	9.050	-0.3	13.150	1.000
5T	295	Wolfe Gazer	Burlington BGs, ON	5.200	8.050	-0.1	13.150	1.000
7	360	Kelton Weekes	Unigym, QC	4.400	8.500	-0.1	12.800	1.350
8	266	Jared Goad	Cobequid Spartan, NS	-.-	14.150

MAG Championships, Ottawa 2013

Event Results - P Bars

May 23-25, 2013

Page: 1
Printed: 5/24/2013 6:05:15 PM

Men / NO
Session: 2



Rank	Num	Name	Gym	Diff	Exec	ND	Score	Out
1	360	Kelton Weekes	Unigym, QC	3.300	9.150	..	12.450	0.000
2	296	Bruno Webster	Ottawa Gym, ON	3.200	9.200	..	12.400	0.050
3	294	Cameron Namek	TGI, ON	3.100	8.950	0.1	12.150	0.300
4	207	Sean Mickelson	U Of Calgary Gym, AB	4.000	8.050	..	12.050	0.400
5	206	Graham Kelly	U Of Calgary Gym, AB	3.100	8.750	..	11.850	0.600
6	359	Francis Croft	Père Sablon, QC	4.000	7.400	..	11.400	1.050

MAG Championships, Ottawa 2013

Event Results - H Bar

May 23-25, 2013

Page: 1
Printed: 5/24/2013 6:05:36 PM

Men / NO
Session: 2



Rank	Num	Name	Gym	Diff	Exec	ND	Score	Out
1T	265	Padraec Robinson	Halifax ALTA, NS	3.200	8.900	-.-	12.100	0.000
1T	359	Francis Croft	Père Sablon, QC	3.600	8.500	-.-	12.100	0.000
3	360	Kelton Weekes	Unigym, QC	3.200	8.250	-.-	11.450	0.650
4	293	Gianmarco Mastrantoni	Mississauga, ON	3.300	8.100	-.-	11.400	0.700
5	207	Sean Mickelson	U Of Calgary Gym, AB	3.200	8.000	-1.0	10.200	1.900
6	397	Teague King	Taiso Gym Centre, SK	3.500	4.550	-.-	8.050	4.050

MAG - Nationals, Ottawa 2013







Meet Results

May 21, 2013

Men / NY

Session: 4







Judge's Signatures

Rank	Num	Name	Gym							AA
1	315	Jeremy Bartholomeusz	TGI, ON	Diff: 3.200 Exec: 9.400 ND: 0.100 Final: 12.700 Place: 2	2.700 8.750 0.100 11.550 4	2.600 8.750 0.100 11.450 7	3.600 9.700 0.100 13.400 3	2.700 9.800 0.100 12.600 1	2.900 9.050 _____ 11.950 1	73.650 1
2	317	Jacob Bonnay	Mississauga, ON	Diff: 3.400 Exec: 9.400 ND: 0.100 Final: 12.900 Place: 1	2.300 8.350 0.100 10.750 13	2.400 8.450 0.100 10.950 22T	4.400 8.850 _____ 13.250 4	2.900 9.100 _____ 12.000 6	2.700 8.850 _____ 11.550 6	71.400 2
3	226	Conner Trepanier	Exelta Gym, AB	Diff: 3.000 Exec: 8.750 ND: 0.100 Final: 11.850 Place: 15T	3.100 8.800 0.100 12.000 2	2.800 8.600 _____ 11.400 8*	3.600 9.300 0.100 13.000 6	2.800 8.600 0.100 11.500 17T	2.800 8.800 _____ 11.600 4*	71.350 3
4	257	Michael Sibley	Flicka, BC	Diff: 3.300 Exec: 9.050 ND: 0.100 Final: 12.450 Place: 3T	2.400 8.800 0.100 11.300 6	2.700 9.500 0.100 12.300 1	3.600 9.150 _____ 12.750 9	2.700 9.100 _____ 11.800 10T	2.400 8.200 0.100 10.700 17T	71.300 4
5	388	Vincent Bellemare	Dynamix, QC	Diff: 3.200 Exec: 8.950 ND: _____ Final: 12.150 Place: 11T	2.600 8.150 0.100 10.850 11T	2.800 8.600 _____ 11.400 8*	3.600 9.300 _____ 12.900 7	2.900 8.600 _____ 11.500 17T	2.800 8.900 _____ 11.700 3	70.500 5
6	391	Anthony Pelletier	Imagym, QC	Diff: 2.700 Exec: 9.050 ND: 0.100 Final: 11.850 Place: 15T	2.400 8.500 0.100 11.000 9	2.700 8.500 _____ 11.200 14T	3.600 9.200 _____ 12.800 8	2.400 9.200 0.100 11.700 14T	2.600 9.100 0.100 11.800 2	70.350 6
7	228	Alan Ng	Exelta Gym, AB	Diff: 3.100 Exec: 9.050 ND: 0.100 Final: 12.250 Place: 6T	2.400 8.350 0.100 10.850 11T	2.600 8.800 0.100 11.500 5T	4.400 9.250 _____ 13.650 1	2.600 9.000 0.100 11.700 14T	2.800 7.450 0.100 10.350 21	70.300 7
8	318	Eric Shieh	Mississauga, ON	Diff: 3.300 Exec: 8.300 ND: _____ Final: 11.600 Place: 23	3.300 8.800 0.100 12.200 1	2.700 8.500 _____ 11.200 14T	3.000 8.900 _____ 11.900 23T	2.700 9.200 _____ 11.900 8	2.600 8.800 _____ 11.400 8T	70.200 8
9	380	Thierry Pellerin	Gymnamic, QC	Diff: 3.400 Exec: 8.800 ND: 0.100 Final: 12.300 Place: 5	4.100 7.400 0.100 11.600 3	2.800 8.200 _____ 11.000 20T	3.600 8.850 _____ 12.450 15	2.700 9.350 _____ 12.050 4T	2.500 8.250 _____ 10.750 15T	70.150 9
10	258	Nicolas Bourne	Richmond, BC	Diff: 3.000 Exec: 9.100 ND: 0.100 Final: 12.200 Place: 8T	2.500 8.500 0.100 11.100 8	2.900 8.650 _____ 11.550 4	3.000 9.100 _____ 12.100 19T	2.700 9.400 0.100 12.200 2T	2.600 8.250 0.100 10.950 14	70.100 10

MAG - Nationals, Ottawa 2013

Meet Results

May 21, 2013







Rank	Num	Name	Gym							AA
11	225	Findlay McCormick	Exelta Gym, AB	Diff: 3.100	3.000	2.600	3.600	2.800	2.800	
				Exec: 8.800	8.400	8.900	8.850	9.250	7.800	
				ND: 0.100		0.100	-0.100			
				Final: 12.000	11.400	11.600	12.350	12.050	10.600	70.000
				Place: 14	5	3	18	4T	20	11
12	393	Parsa Yadollahi	Unigym, QC	Diff: 3.000	2.400	2.700	3.000	2.500	2.800	
				Exec: 9.350	8.050	8.600	8.950	9.250	8.800	
				ND: 0.100	0.100	0.100		0.100		
				Final: 12.450	10.550	11.400	11.950	11.850	11.600	69.800
				Place: 3T	16	8T	22	9	4*	12
13	390	Francis Menezes-Thibault	Laval-Excellence, QC	Diff: 2.900	2.600	2.500	4.400	2.400	2.600	
				Exec: 9.250	7.550	8.700	9.200	9.000	8.050	
				ND: 0.100	0.100				0.100	
				Final: 12.250	10.250	11.200	13.600	11.400	10.750	69.450
				Place: 6T	18	14T	2	20	15T	13
14	319	Andriy Tryguba	TGI, ON	Diff: 3.000	2.600	3.100	3.600	2.500	2.500	
				Exec: 8.850	8.000	7.900	8.900	9.600	8.650	
				ND:	0.100		-0.100	0.100	0.100	
				Final: 11.850	10.700	11.000	12.400	12.200	11.250	69.400
				Place: 15T	14	20T	16T	2T	10T	14
15	253	Cameron Stanley	Langley, BC	Diff: 3.100	2.400	2.800	3.600	3.200	2.700	
				Exec: 8.950	7.100	8.800	8.950	8.050	8.350	
				ND: 0.100	0.100	0.100				
				Final: 12.150	9.600	11.700	12.550	11.250	11.050	68.300
				Place: 11T	23T	2	12*	22	12T	15
16	260	Kevin Naismith	Langley, BC	Diff: 3.000	2.800	2.500	3.200	2.800	2.500	
				Exec: 8.700	8.400	8.650	9.200	8.900	8.300	
				ND: 0.100					-0.900	
				Final: 11.800	11.200	11.150	12.400	11.700	9.900	68.150
				Place: 19	7	17	16T	14T	25	16
17	392	Vincent Laflamme	Unigym, QC	Diff: 3.100	2.400	2.600	3.600	2.700	2.800	
				Exec: 8.300	7.600	8.250	8.500	9.100	8.650	
				ND: 0.100	0.100	0.100				
				Final: 11.500	10.100	10.950	12.100	11.800	11.450	67.900
				Place: 24	20	22T	19T	10T	7	17
18	261	Liam Dawson	Okanagan Gym, BC	Diff: 2.800	2.500	2.400	2.800	2.500	2.500	
				Exec: 8.850	8.050	8.900	8.800	9.150	7.600	
				ND:	0.100	0.100		0.100		
				Final: 11.650	10.650	11.400	11.600	11.750	10.100	67.150
				Place: 21T	15	8T	27T	12T	24	18
19	276	Kahlil Benjamin	Halifax ALTA, NS	Diff: 2.900	2.400	2.400	3.600	2.700	2.600	
				Exec: 9.250	7.400	8.900	8.900	7.200	8.550	
				ND:	0.100				0.100	
				Final: 12.150	9.900	11.300	12.500	9.900	11.250	67.000
				Place: 11T	21	12T	14	29T	10T	19
20	227	Dylan Patsula	Exelta Gym, AB	Diff: 3.100	2.500	2.300	3.600	2.600	2.800	
				Exec: 8.350	7.300	8.550	8.300	8.400	8.600	
				ND:				0.100		
				Final: 11.450	9.800	10.850	11.900	11.100	11.400	66.500
				Place: 25	22	25	23T	24T	8T	20

MAG - Nationals, Ottawa 2013

Meet Results

Men / NY
Session: 4

May 21, 2013







Rank	Num	Name	Gym							AA
21	389	Félix Buron	Gymnika, QC	Diff: 3.100 Exec: 8.100 ND: -0.300 Final: 10.900 Place: 31	2.700 5.750 0.100 8.550 27	2.600 8.900 _____ 11.500 5T	3.600 8.950 _____ 12.550 12*	2.900 8.850 _____ 11.750 12T	2.400 7.300 _____ 10.700 17T	65.950 21
22	331	Alex Mann	Island Gym, PEI	Diff: 2.800 Exec: 8.500 ND: 0.100 Final: 11.400 Place: 26	2.400 6.450 0.100 8.950 26	2.400 8.600 0.100 11.100 18T	3.200 9.350 0.100 12.650 10T	2.500 8.550 0.100 11.150 23	2.400 7.350 _____ 9.750 26	65.000 22
23	273	Ryan Lowe	Titans, NS	Diff: 2.700 Exec: 8.500 ND: _____ Final: 11.200 Place: 28T	2.400 8.400 0.100 10.900 10	2.300 8.550 0.100 10.950 22T	2.800 8.550 _____ 11.350 31	2.600 7.300 _____ 9.900 29T	2.500 8.150 _____ 10.650 19	64.950 23
24	259	Cohen Kiers	Twisters, BC	Diff: 2.900 Exec: 8.700 ND: 0.100 Final: 11.700 Place: 20	2.400 7.750 _____ 10.150 19	2.400 7.150 0.100 9.650 31T	2.800 8.200 _____ 11.000 32	3.200 7.900 _____ 11.100 24T	2.600 8.350 _____ 11.050 12T	64.650 24
25	406	Michael Thorpe	Taiso Gym Centre, SK	Diff: 3.100 Exec: 9.000 ND: 0.100 Final: 12.200 Place: 8T	2.400 6.800 0.100 9.300 25	2.500 7.150 _____ 9.650 31T	2.800 8.950 _____ 11.750 25	2.600 8.650 0.100 11.350 21	2.500 7.800 _____ 10.300 22	64.550 25
26	320	John Philip Chua	TGI, ON	Diff: 2.800 Exec: 8.750 ND: 0.100 Final: 11.650 Place: 21T	2.400 7.850 0.100 10.350 17	2.500 8.100 0.100 10.700 26	3.600 9.450 0.100 13.150 5	2.500 9.450 _____ 11.950 7	2.100 6.500 _____ 6.600 30	64.400 26
27	262	Dawson Friesen	Twisters, BC	Diff: 2.900 Exec: 9.200 ND: 0.100 Final: 12.200 Place: 8T	2.300 7.300 _____ 9.600 23T	2.400 7.700 0.100 10.200 28T	3.000 8.600 _____ 11.600 27T	2.500 7.900 _____ 10.400 28	2.400 7.800 _____ 10.200 23	64.200 27
28	229	Noah Stretch	U Of Calgary Gym, AB	Diff: 2.900 Exec: 8.050 ND: _____ Final: 10.950 Place: 30	1.900 7.150 -1.000 8.050 28	2.700 8.600 _____ 11.300 12T	3.600 9.050 _____ 12.650 10T	3.000 8.100 _____ 11.100 24T	2.500 7.100 _____ 9.600 27	63.650 28
29	321	Jason Bruce	Futures, ON	Diff: 2.700 Exec: 8.550 ND: _____ Final: 11.250 Place: 27	2.200 5.150 -0.900 6.450 29	2.400 8.050 _____ 10.450 27	2.800 8.850 -0.100 11.550 29	2.500 8.400 0.100 11.000 27	2.400 6.800 _____ 9.200 28	59.900 29
30	407	Jake Hesselink	Queen City, SK	Diff: 2.800 Exec: 8.400 ND: 0.000 Final: 11.200 Place: 28T	2.000 6.500 -2.900 5.600 30	2.400 7.300 _____ 9.700 30	2.800 8.950 -0.100 11.650 26	2.400 8.950 0.100 11.450 19	2.300 6.800 -1.000 8.100 29	57.700 30

MAG - Nationals, Ottawa 2013

Meet Results

May 21, 2013

Men / NY
Session: 4

Rank	Num	Name	Gym							AA
31	332	Ted Landry	Island Gym, PEI	Diff: 2.400	1.600	2.400	2.800	2.300	2.300	
				Exec: 7.700	5.100	7.800	8.750	6.800	4.850	
				ND: _____	-3.000	_____	-0.100	-1.000	-1.000	
				Final: 10.100	3.700	10.200	11.450	8.100	6.150	49.700
				Place: 32	31	28T	30	31	31	31
32	274	Ben McCarthy	Halifax ALTA, NS	Diff: 2.900	_____	2.300	3.600	_____	_____	
				Exec: 8.850	_____	8.700	8.500	_____	_____	
				ND: 0.100	_____	0.100	_____	_____	_____	
				Final: 11.850	_____	11.100	12.100	_____	_____	35.050
				Place: 15T	32*	18T	19T	32*	32*	32
33	316	Eric Gauthier	Tumblers, ON	Diff: _____	_____	_____	_____	_____	_____	
				Exec: _____	_____	_____	_____	_____	_____	
				ND: _____	_____	_____	_____	_____	_____	
				Final: _____	_____	_____	_____	_____	_____	0.000
				Place: 33	32*	33	33	32*	32*	33

MAG Championships, Ottawa 2013

Event Results - Floor

May 23-25, 2013

Page: 1
Printed: 5/24/2013 6:08:29 PM

Men / NY
Session: 2



Rank	Num	Name	Gym	Diff	Exec	ND	Score	Out
1	315	Jeremy Bartholomeusz	TGI, ON	3.200	9.600	0.1	12.900	0.000
2	317	Jacob Bonnay	Mississauga, ON	3.400	9.350	0.1	12.850	0.050
3	257	Michael Sibley	Flicka, BC	3.300	9.050	0.1	12.450	0.450
4	228	Alan Ng	Exelta Gym, AB	3.100	9.100	0.1	12.300	0.600
5	380	Thierry Pellerin	Gymnamic, QC	3.400	8.300	—	11.700	1.200
6	393	Parsa Yadollahi	Unigym, QC	3.000	8.400	—	11.400	1.500
7	390	Francis Menezes-Thibault	Laval-Excellence, QC	2.900	8.050	0.1	11.050	1.850

MAG Championships, Ottawa 2013

Event Results - Pommel

May 23-25, 2013

Page: 1
Printed: 5/24/2013 7:01:47 PM

Men / NY
Session: 2



Rank	Num	Name	Gym	Diff	Exec	ND	Score	Out
1	380	Thierry Pellerin	Gymnamic, QC	3.800	8.500	0.1	12.400	0.000
2	225	Findlay McCormick	Exelta Gym, AB	3.000	8.450	0.1	11.550	0.850
3	318	Eric Shieh	Mississauga, ON	3.000	8.250	0.1	11.350	1.050
4	226	Conner Trepanier	Exelta Gym, AB	3.100	8.100	0.1	11.300	1.100
5	257	Michael Sibley	Flicka, BC	2.400	8.450	0.1	10.950	1.450
6	315	Jeremy Bartholomeusz	TGI, ON	2.700	7.050	0.1	9.850	2.550

MAG Championships, Ottawa 2013

Event Results - Rings

May 23-25, 2013

Page: 1
Printed: 5/24/2013 7:02:00 PM

Men / NY
Session: 2



Rank	Num	Name	Gym	Diff	Exec	ND	Score	Out
1	258	Nicolas Bourne	Richmond, BC	2.900	8.700	..-	11.600	0.000
2	228	Alan Ng	Exelta Gym, AB	2.600	8.750	0.1	11.450	0.150
3	225	Findlay McCormick	Exelta Gym, AB	2.600	8.700	..-	11.300	0.300
4	253	Cameron Stanley	Langley, BC	2.800	8.450	..-	11.250	0.350
5	389	Félix Buron	Gymnika, QC	2.600	8.450	..-	11.050	0.550
6	257	Michael Sibley	Flicka, BC	2.800	7.900	..-	10.700	0.900

MAG Championships, Ottawa 2013

Event Results - Vault

May 23-25, 2013

Page: 1
Printed: 5/24/2013 7:02:26 PM

Men / NY
Session: 2



Rank	Num	Name	Gym	Diff	Exec	ND	Score	Out
1	390	Francis Menezes-Thibault	Laval-Excellence, QC	4.400	9.400	0.0	13.800	0.000
2	228	Alan Ng	Exelta Gym, AB	4.400	9.150	-.-	13.550	0.250
3	317	Jacob Bonnay	Mississauga, ON	4.400	8.700	-.-	13.100	0.700
4	320	John Philip Chua	TGI, ON	3.600	9.250	-.-	12.850	0.950
5	226	Conner Trepanier	Exelta Gym, AB	3.600	8.900	0.1	12.600	1.200
6	260	Kevin Naismith	Langley, BC	3.600	8.700	-.-	12.300	1.500
7	315	Jeremy Bartholomeusz	TGI, ON	2.800	9.450	-.-	12.250	1.550

MAG Championships, Ottawa 2013

Event Results - P Bars

May 23-25, 2013

Page: 1
Printed: 5/24/2013 7:02:39 PM

Men / NY
Session: 2



Rank	Num	Name	Gym	Diff	Exec	ND	Score	Out
1	317	Jacob Bonnay	Mississauga, ON	2.700	9.550	0.1	12.350	0.000
2	315	Jeremy Bartholomeusz	TGI, ON	2.700	9.300	0.1	12.100	0.250
3	380	Thierry Pellerin	Gymnamic, QC	2.700	9.200	._.	11.900	0.450
4T	319	Andriy Tryguba	TGI, ON	2.500	9.200	0.1	11.800	0.550
4T	258	Nicolas Bourne	Richmond, BC	2.700	9.000	0.1	11.800	0.550
6	225	Findlay McCormick	Exelta Gym, AB	2.800	8.850	._.	11.650	0.700

MAG Championships, Ottawa 2013

Event Results - H Bar

May 23-25, 2013

Page: 1
Printed: 5/24/2013 7:03:05 PM

Men / NY
Session: 2



Rank	Num	Name	Gym	Diff	Exec	ND	Score	Out
1	388	Vincent Bellemare	Dynamix, QC	2.800	9.300	0.1	12.200	0.000
2	315	Jeremy Bartholomeusz	TGI, ON	2.900	8.950	..	11.850	0.350
3	226	Conner Trepanier	Exelta Gym, AB	2.800	8.750	0.1	11.650	0.550
4T	391	Anthony Pelletier	Imagym, QC	2.600	8.850	..	11.450	0.750
4T	317	Jacob Bonnay	Mississauga, ON	2.700	8.750	..	11.450	0.750
6	393	Parsa Yadollahi	Unigym, QC	2.800	8.600	..	11.400	0.800







MAG - Nationals, Ottawa 2013

Page: 1
Printed: 5/23/2013 3:44:54 PM

Team Results

Men / NY
Session: 4

May 21, 2013

Rank	Gym	Team	Score						
1	Team ON	ON	286.000	49.100 2	45.200 1	44.600 4	52.200 1	48.750 1	46.150 2
2	Team QC	QC	284.500	49.150 1	44.000 4	45.500 3	51.850 2	47.450 2T	46.550 1
3	Team BC	BC	281.200	49.000 3	44.250 2	46.950 1	49.800 4	47.450 2T	43.750 4
4	Team AB	AB	279.350	47.550 4	44.050 3	45.800 2	51.650 3	46.350 4	43.950 3