

# 2013 Western Canadian Championships

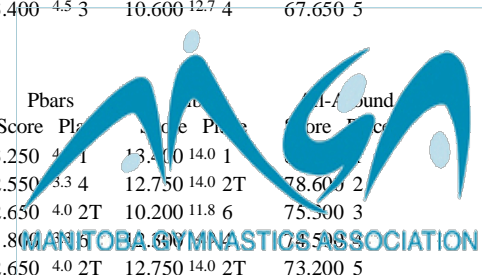
Session 2 - MAG - May 03, 2013

## MAG HP Argo

Num	Name	Club/Team	Floor		Pommel		Rings		Vault		Pbars		Hibar		All-Around	
			Score	Place	Score	Place	Score	Place	Score	Place	Score	Place	Score	Place	Score	Place
022	Wong, Darren	British Columbia	14.750	15.0 1	13.950	5.0 1	13.200	15.0 2	14.900	5.0 1	14.700	5.0 1	13.100	15.0 3	84.600	1
023	Kaji, Chris	British Columbia	14.400	15.0 2T	10.750	5.0 3	12.800	13.3 3	14.650	5.0 2	14.550	5.0 2	14.150	15.0 1	81.300	2
024	Palmeri, Cole	British Columbia	14.400	15.0 2T	9.600	5.0 4	12.650	15.0 4	14.100	5.0 3	13.150	5.0 4	13.600	15.0 2	77.500	3
025	Cheladyn, Addyson	British Columbia	13.300	15.0 5	12.300	5.0 2	13.450	15.0 1	13.750	5.0 5	11.550	5.0 5	9.900	13.5 5	74.250	4
077	Kruger, Austin	Alberta	13.800	15.0 4	6.500	0.2 5	9.450	11.6 5	13.900	4.5 4	13.400	4.5 3	10.600	12.7 4	67.650	5

## MAG HP Pre Argo

Num	Name	Club/Team	Floor		Pommel		Rings		Vault		Pbars		Hibar		All-Around	
			Score	Place	Score	Place	Score	Place	Score	Place	Score	Place	Score	Place	Score	Place
070	Minnings, Austin	Alberta	13.300	14.0 1	14.000	4.0 1	12.450	13.4 5	13.850	4.0 2	13.250	4.0 1	13.200	14.0 1	78.600	2
069	Malcolm, Johnny	Alberta	13.000	14.0 2	13.600	4.0 3	12.800	14.0 1T	13.900	4.0 1	12.550	3.3 4	12.750	14.0 2T	78.600	2
071	Cairns, Toby	Alberta	12.800	14.0 3	13.700	4.0 2	12.800	14.0 1T	13.150	4.0 7	12.650	4.0 2T	10.200	11.8 6	75.500	3
020	Morrison, Nicholas	British Columbia	11.500	12.5 9	12.750	4.0 7	12.600	14.0 4	13.550	4.0 3	11.800	3.1 5	11.800	11.4 4	74.500	3
021	Strybos, Ben	British Columbia	11.950	14.0 6T	13.000	4.0 5	10.050	12.3 7	12.800	4.0 10	12.650	4.0 2T	12.750	14.0 2T	73.200	5
072	Romano, Gabriele	Alberta	12.350	14.0 5	12.600	4.0 11	12.650	14.0 3	13.500	4.0 4	12.100	4.0 5	9.450	11.8 8	72.650	6
037	Besler, Josiah	Saskatchewan	12.750	14.0 4	12.700	4.0 8T	12.300	14.0 6	11.900	4.0 11	11.300	3.3 8	10.250	14.0 5	71.200	7
073	Kee, Marcus	Alberta	11.950	14.0 6T	12.800	4.0 6	9.200	12.3 9	13.400	4.0 5	8.900	1.1 11	9.800	14.0 7	66.050	8
074	Doree, Kai	Alberta	10.950	12.5 10	13.300	4.0 4	8.950	11.5 10	13.250	4.0 6	11.500	3.3 7	6.050	8.8 10	64.000	9
076	Sawatsky, Aidan	Alberta	10.150	12.5 11	12.700	4.0 8T	7.850	11.5 11	12.950	4.0 8	10.200	2.6 9	7.250	11.8 9	61.100	10
075	Stowkowy, Palmer	Alberta	11.950	14.0 6T	12.650	4.0 10	9.700	12.3 8	12.850	4.0 9	9.600	1.9 10	0.000	11	56.750	11





# Team Award

## MAG HP Pre Argo & Argo

**Place: 1**      **Team: British Columbia**      **Total Score: 249.600**

Floor: 43.550  
Hibar: 40.850  
Pbars: 42.400  
Pommel: 39.700  
Rings: 39.450  
Vault: 43.650



**Place: 2**      **Team: Alberta**      **Total Score: 234.700**

Floor: 39.100  
Hibar: 36.350  
Pbars: 38.450  
Pommel: 41.300  
Rings: 38.250  
Vault: 41.250




# 2013 Western Canadian Championships

Session 2 - MAG - May 03, 2013

## MAG Level 4

Num	Name	Club/Team	Floor		Pommel		Rings		Vault		Pbars		Hibar		All-Around	
			Score	Place	Score	Place	Score	Place	Score	Place	Score	Place	Score	Place		
014	Hiscock, Shane	British Columbia	11.900	2.4 2	10.900	2.5 9	12.450	2.3 2	12.300	2.8 1	11.450	2.1 4	10.350	2.2 13	69.350	1
049	Smith, Mason	Alberta	11.550	2.8 7	10.950	2.9 8	12.350	2.4 3T	11.100	3.0 23	11.950	2.5 1	11.250	2.4 2	69.150	2
056	Garcia, Jordan	Alberta	11.000	2.4 22	11.150	2.5 6	11.700	2.4 9T	12.150	2.8 3T	11.600	2.3 3	11.000	2.2 3T	68.600	3
031	Long, Keiran	Saskatchewan	11.800	2.3 3T	10.150	2.5 16T	11.700	2.3 9T	12.150	2.8 3T	11.800	2.3 2	10.250	2.3 15T	67.850	4T
051	Kalynuk, Jared	Alberta	11.950	2.9 1	10.150	2.6 16T	12.000	2.6 5T	12.250	3.0 2	11.200	2.3 8T	10.300	2.3 14	67.850	4T
055	Kalan, Mitchell	Alberta	11.400	2.5 10T	12.100	2.8 1	12.350	2.3 3T	11.150	2.8 21T	11.100	2.4 11T	9.750	2.2 19	67.850	4T
016	Richmond, Caleb	British Columbia	11.250	2.5 14T	11.650	2.4 3	11.550	2.3 13	11.900	2.8 8T	11.150	2.1 10	10.200	2.0 17T	67.700	7
034	Boyle, Jamie	Saskatchewan	11.700	2.5 5	11.700	2.9 2	11.850	2.3 8	11.400	2.8 18T	10.800	2.3 17T	10.200	2.2 17T	67.650	8
057	Krentz, William	Alberta	11.400	2.4 10T	10.450	2.3 14	10.950	2.3 20	11.800	2.8 10T	10.800	2.0 17T	11.400	2.3 1	66.800	9
035	Akhtar, Kieran	Saskatchewan	11.100	2.6 19T	11.450	2.6 4	11.700	2.3 9T	10.700	2.8 27T	10.950	2.3 15	10.750	2.2 8T	66.650	10
058	Resta, Benjamin	Alberta	11.650	2.6 6	11.400	2.0 5	10.850	2.2 22T	12.000	2.8 6	11.000	2.3 14	9.150	2.2 21	66.050	11
030	Pippen, Jace	Saskatchewan	11.050	2.5 21	10.600	2.5 13	11.450	2.3 14T	12.050	2.8 5	10.150	2.0 28	10.650	2.2 10T	65.950	12T
054	Dan, Paul	Alberta	11.300	2.5 12T	8.600	2.3 21T	11.900	2.4 7	11.900	2.8 8T	11.350	2.3 6T	10.900	2.2 6	65.950	12T
059	Gee, MacKenzie	Alberta	10.500	2.7 26	10.650	2.3 12	11.050	2.3 19	11.800	2.8 10T	10.550	2.3 23	10.750	2.2 8T	65.300	14
027	Horner, Elijah	British Columbia	11.250	2.9 14T	10.050	2.2 19	10.550	2.2 26	11.950	3.0 7	10.200	2.3 27	10.950	2.2 5	64.950	15
015	Woodhead, Ryan	British Columbia	11.300	2.5 12T	10.800	2.4 10	10.900	2.3 21	10.000	2.0 31	11.200	2.3 8T	10.250	2.2 15T	64.450	16
018	Messier, Lane	British Columbia	11.100	2.4 19T	8.550	2.4 23	11.700	2.3 9T	11.700	2.8 13T	10.500	2.1 24	10.850	2.5 7	64.400	17
017	Fabian, Lucas	British Columbia	11.500	2.6 8	10.750	2.3 11	10.850	2.2 22T	11.800	2.8 10T	10.750	2.0 20T	8.350	2.2 28T	64.000	18T
019	Principe, Spencer	British Columbia	11.450	2.3 9	10.200	2.5 15	11.400	2.3 16T	11.050	2.4 24T	11.100	2.1 11T	8.800	2.1 23	64.000	18T
061	Jackson, Kyle	Alberta	11.200	2.3 16T	8.600	2.2 21T	11.450	2.3 14T	11.700	2.0 13T	11.400	2.3 5	9.650	2.2 20	64.000	18T
026	Alvear-Fujii, Felipe	British Columbia	11.800	2.6 3T	8.500	2.6 24	11.200	2.2 18	11.400	2.0 18T	11.100	2.2 11T	8.550	2.2 25T	62.550	21
053	Idriss, Adam	Alberta	11.200	2.6 16T	4.550	1.9 31	12.000	2.3 5T	11.600	2.8 16T	10.600	2.3 22	11.000	2.3 3T	60.950	22
033	Mantyka, Evan	Saskatchewan	10.700	2.3 23	8.250	2.2 25	9.500	2.3 31	10.600	2.8 30	10.350	2.1 25	10.650	2.2 10T	60.050	23
091	Cormier, Akira	Manitoba	10.650	2.2 24	6.750	1.5 26	11.400	2.3 16T	10.700	2.0 27T	10.750	2.1 20T	8.900	2.1 22	59.150	24
088	Boschmann, Davey	Manitoba	11.150	2.4 18	6.150	1.5 28	10.100	2.2 28	11.050	2.0 24T	11.350	2.1 6T	8.550	2.2 25T	58.350	25
048	Kotlar, Ashton	Saskatchewan	10.350	2.5 27T	9.650	2.3 20	10.500	2.1 27	11.150	2.0 21T	9.750	2.1 31	10.050	2.1 25	58.000	26
089	Bautista, Raymond	Manitoba	10.600	2.3 25	4.950	1.5 30	10.750	2.2 25	11.600	2.0 16T	10.300	1.9 25	8.500	2.1 25	56.450	27
090	Neumann, Mac	Manitoba	10.200	2.3 29	5.750	1.5 29	10.000	2.3 29	11.200	2.0 20	10.800	2.1 17T	8.750	2.1 24	56.000	28
242	Noureev, Rozen	Manitoba	9.250	2.0 31	6.350	1.5 27	9.900	2.1 30	10.700	2.0 27T	8.600	1.9 32	8.350	2.1 28T	55.150	29
097	Wenham, Sam	Manitoba	10.350	2.5 27T	2.150	1.4 33	9.400	2.0 32	11.700	2.8 13T	9.950	2.1 29T	7.700	2.1 32	51.250	30
243	Orlov, Yonatan	Manitoba	9.800	2.0 30	4.250	1.5 32	9.350	2.1 33	10.750	2.0 26	8.150	2.0 33	8.000	2.1 33	50.300	31
050	Marcellus, Ethan	Alberta	0.000	32T	10.100	2.9 18	12.600	2.4 1	0.000	32T	9.950	2.5 29T	10.500	2.4 12	43.150	32
029	Sylvester, Lucas	Saskatchewan	0.000	32T	11.000	2.5 7	10.850	2.2 22T	0.000	32T	10.900	2.0 16	8.300	2.1 30	41.050	33





# Team Award

## MAG Level 4

**Place: 1**      **Team: Alberta**      **Total Score: 208.800**

Floor: 34.900  
Hibar: 33.150  
Pbars: 34.500  
Pommel: 33.200  
Rings: 37.300  
Vault: 35.750

**Place: 2**      **Team: British Columbia**      **Total Score: 205.150**

Floor: 34.850  
Hibar: 31.450  
Pbars: 33.800  
Pommel: 33.350  
Rings: 35.700  
Vault: 36.000

**Place: 3**      **Team: Saskatchewan**      **Total Score: 204.800**

Floor: 34.600  
Hibar: 32.050  
Pbars: 33.550  
Pommel: 33.750  
Rings: 35.250  
Vault: 35.600

**Place: 4**      **Team: Manitoba**      **Total Score: 177.500**

Floor: 32.400  
Hibar: 26.200  
Pbars: 32.900  
Pommel: 19.250  
Rings: 32.250  
Vault: 34.500



# 2013 Western Canadian Championships

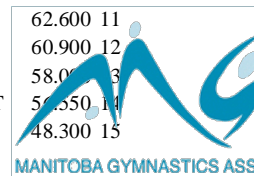
Session 3 - MAG - May 03, 2013

## MAG National Open

Num	Name	Club/Team	Floor		Pommel		Rings		Vault		Pbars		Hibar		All-Around	
			Score	Place	Score	Place	Score	Place	Score	Place	Score	Place	Score	Place	Score	Place
067	Plomp, Graham	Alberta	12.550	3.9 2	11.350	3.2 1	11.500	3.2 5	13.300	4.0 1T	12.700	3.1 1	11.500	2.7 2	72.900	1
013	Welch, Tyler	British Columbia	12.750	3.8 1	9.900	2.9 3	12.350	3.2 1T	12.200	3.0 6	11.350	3.5 7	11.550	3.4 1	70.100	2
043	King, Teague	Saskatchewan	12.000	3.8 4T	9.400	3.9 4	12.350	3.8 1T	13.000	3.6 3T	11.050	4.0 9	11.300	3.5 3	69.100	3
045	Boyle, Keith	Saskatchewan	12.400	3.7 3	6.550	2.6 9	11.550	3.2 3T	12.600	2.8 5	11.200	2.7 8	9.850	2.5 6	64.150	4
012	Machibroda Ames, Kyle	British Columbia	12.000	3.7 4T	7.700	2.6 6	10.000	3.2 10	11.300	2.8 12	11.450	3.2 6	10.700	3.2 4	63.150	5
081	Kehler, Joshua	Manitoba	10.500	2.7 9	11.100	2.8 2	10.400	2.7 9	11.650	2.8 10	9.400	2.4 12	8.100	2.2 9	61.150	6
079	Kielly, Ian	Manitoba	9.550	3.6 12	6.700	2.5 8	9.000	3.0 13	13.000	3.6 3T	11.550	3.7 5	10.500	3.3 5	60.300	7
082	Hassani, Qayum	Manitoba	11.100	3.7 8	7.550	2.6 7	9.500	2.3 12	12.150	3.0 7	10.350	3.1 11	8.250	2.3 8	58.900	8T
087	Eros, Paul	Manitoba	11.600	3.4 7	4.500	2.0 12	10.850	2.5 7	12.050	2.8 9	11.600	3.1 4	8.300	2.3 7	58.900	8T
011	Gaspar, Jeremy	British Columbia	11.850	3.5 6	6.100	2.9 11	11.450	3.1 6	10.700	2.8 14	10.600	3.1 10	3.450	2.2 11	54.150	10
083	Stockwell, Remi	Manitoba	9.750	2.5 11	4.000	1.7 13	10.700	2.6 8	12.100	2.8 8	8.350	2.6 13	2.300	1.2 13	47.200	11T
084	Hassani, Fahim	Manitoba	10.000	2.8 10	6.500	2.0 10	9.700	2.2 11	11.550	2.8 11	6.850	2.7 14	2.600	2.0 12	47.200	11T
044	Montgomery, Tyler	Saskatchewan	0.000	13T	0.000	14	11.550	3.0 3T	13.300	3.6 1T	11.950	3.9 2	7.000	1.6 10	43.800	13
080	Barrett, Taran	Manitoba	0.000	13T	8.750	2.6 5	0.000	14	11.000	2.8 13	11.900	2.8 3	0.000	14	31.650	14

## MAG National Youth

Num	Name	Club/Team	Floor		Pommel		Rings		Vault		Pbars		Hibar		All-Around	
			Score	Place	Score	Place	Score	Place	Score	Place	Score	Place	Score	Place	Score	Place
002	Sibley, Michael	British Columbia	12.300	3.3 5	12.100	2.4 2	13.000	2.8 1	13.100	3.6 1	12.950	2.7 1	11.600	2.5 3	75.050	1
005	Bourne, Nicolas	British Columbia	12.350	3.0 4	12.000	2.5 3	12.700	2.8 2	12.500	3.0 2	12.500	2.7 3	11.350	2.7 4	73.400	2
003	Naismith, Kevin	British Columbia	12.750	3.1 1	11.850	2.9 5	11.750	2.5 4T	11.600	3.2 12	12.600	2.8 2	11.650	2.7 2	72.200	3
004	Kiers, Cohen	British Columbia	12.500	2.9 2	11.750	2.5 6	11.000	2.5 11	11.650	2.8 11	12.300	3.0 4	11.700	2.6 1	70.900	4
006	Dawson, Liam	British Columbia	12.450	2.8 3	10.350	2.3 10	11.750	2.4 4T	11.500	2.8 13T	12.100	2.5 6	11.200	2.5 5	69.350	5
047	Thorpe, Michael	Saskatchewan	11.000	3.1 13T	12.250	2.5 1	11.350	2.5 8	11.750	2.8 7	12.050	2.6 7	10.600	2.4 7	69.000	6
062	Lahure, Bailey	Alberta	11.000	3.1 13T	11.900	2.5 4	11.850	2.9 3	11.900	2.8 4	10.700	3.0 12	9.400	2.2 9	66.750	7
046	Hesselink, Jake	Saskatchewan	11.850	2.8 10	9.250	2.1 12	11.700	2.3 6	11.700	2.8 8T	12.150	2.4 5	9.500	2.4 8	66.150	8
009	Olivier, Curtis	British Columbia	11.450	2.8 12	10.500	2.5 8T	11.150	2.6 10	11.700	3.0 8T	12.000	2.6 8	8.550	2.2 10	65.350	9
064	Cairns, Jackson	Alberta	12.150	2.5 7	8.850	2.3 13	11.200	2.5 9	11.850	2.8 5	11.450	2.4 9	7.950	2.3 12	63.450	10
063	Tuffs, Colton	Alberta	12.000	2.9 9	5.850	2.1 15	11.600	2.8 7	10.850	3.0 15	11.250	2.7 10	11.050	2.8 6	62.600	11
066	Matte, Korey	Alberta	12.250	2.8 6	9.750	1.9 11	10.950	2.4 12T	11.700	2.8 8T	8.800	2.2 14	7.450	2.1 13	60.900	12
010	Barnard, Francois	British Columbia	11.750	2.7 11	7.000	2.3 14	10.550	2.4 14	11.800	2.8 6	8.850	2.3 13	8.050	2.2 11	58.050	13
008	Friesen, Dawson	British Columbia	12.050	2.9 8	10.500	2.5 8T	10.950	2.4 12T	12.100	3.0 3	10.950	2.4 11	0.000	15T	57.350	14
078	Gregoire, Jeremie	Manitoba	9.500	2.3 15	11.100	2.4 7	9.400	2.3 15	11.500	2.0 13T	6.300	1.5 15	0.500	14	48.300	15





# Team Award

## MAG Nat Youth & Open

**Place: 1**      **Team: British Columbia**      **Total Score: 294.700**

Floor: 50.450  
Hibar: 46.500  
Pbars: 50.350  
Pommel: 47.700  
Rings: 49.800  
Vault: 49.900

**Place: 2**      **Team: Alberta**      **Total Score: 271.700**

Floor: 48.950  
Hibar: 39.900  
Pbars: 46.100  
Pommel: 41.850  
Rings: 46.150  
Vault: 48.750

**Place: 3**      **Team: Saskatchewan**      **Total Score: 271.100**

Floor: 47.250  
Hibar: 41.250  
Pbars: 47.350  
Pommel: 37.450  
Rings: 47.150  
Vault: 50.650

**Place: 4**      **Team: Manitoba**      **Total Score: 253.200**

Floor: 43.200  
Hibar: 35.150  
Pbars: 45.400  
Pommel: 38.500  
Rings: 41.650  
Vault: 49.300



# 2013 Western Canadian Championships

## Event Finals - MAG - May 03, 2013

### MAG HP Pre Argo

Num	Name	Club/Team	Floor		Pommel		Rings		Vault		Pbars		Hibar		All-Around					
			Score	Place	Score	Place	Score	Place	Score	Place	Score	Place	Score	Place	Score	Place				
020	Morrison, Nicholas	British Columbia					12.250	14.0	4T	13.500	4.0	3	12.300	4.0	3	12.800	14.0	3		
021	Strybos, Ben	British Columbia	12.500	14.0	6	13.100	4.0	4				10.700	1.9	5	13.100	14.0	2			
037	Besler, Josiah	Saskatchewan	12.800	14.0	5		11.400	14.0	6						10.500	14.0	5			
069	Malcolm, Johnny	Alberta	13.200	14.0	2	13.750	4.0	1	13.350	14.0	1	13.750	4.0	2	13.100	4.0	2	13.150	14.0	1
070	Minnings, Austin	Alberta	13.350	14.0	1	13.600	4.0	2	12.950	14.0	2	13.800	4.0	1	13.300	4.0	1	12.100	14.0	4
071	Cairns, Toby	Alberta	12.950	14.0	3T	13.200	4.0	3	12.700	14.0	3				12.200	4.0	4	5.650	8.8	6
072	Romano, Gabriele	Alberta	12.950	14.0	3T		12.250	14.0	4T	13.000	4.0	6	9.950	1.9	6					
073	Kee, Marcus	Alberta	11.800	14.0	8	12.800	4.0	6		13.400	4.0	5								
074	Doree, Kai	Alberta				13.050	4.0	5		13.450	4.0	4								
075	Stowkowy, Palmer	Alberta	11.950	14.0	7															

### MAG HP Argo

Num	Name	Club/Team	Floor		Pommel		Rings		Vault		Pbars		Hibar		All-Around					
			Score	Place	Score	Place	Score	Place	Score	Place	Score	Place	Score	Place	Score	Place				
022	Wong, Darren	British Columbia	14.800	15.0	1	13.900	5.0	1	14.000	15.0	2	14.450	5.0	2	14.400	5.0	2	14.250	15.0	1
023	Kaji, Chris	British Columbia	14.600	15.0	2	5.800	1.2	5	14.350	15.0	1	14.500	5.0	1	14.550	5.0	1	14.000	15.0	2
024	Palmeri, Cole	British Columbia	14.150	15.0	3	10.700	5.0	3	12.900	15.0	4	13.750	5.0	5	12.300	5.0	5	13.100	15.0	3
025	Cheladyn, Addyson	British Columbia	13.650	15.0	5	12.150	5.0	2	12.950	15.0	3	13.800	5.0	4	12.900	5.0	3	7.900	11.3	5
077	Kruger, Austin	Alberta	13.950	15.0	4	6.200	0.2	4	9.600	11.6	5	14.250	4.5	3	12.450	4.5	4	10.200	12.7	4

### MAG Level 4

Num	Name	Club/Team	Floor		Pommel		Rings		Vault		Pbars		Hibar		All-Around			
			Score	Place	Score	Place	Score	Place	Score	Place	Score	Place	Score	Place	Score	Place		
014	Hiscock, Shane	British Columbia	12.200	2.4	1		12.350	2.3	1	12.100	2.8	2	11.450	2.1	4			
016	Richmond, Caleb	British Columbia				11.550	2.4	1										
026	Alvear-Fujii, Felipe	British Columbia	11.500	2.6	4													
027	Horner, Elijah	British Columbia												11.700	2.2	1		
030	Pippen, Jace	Saskatchewan							11.350	2.8	6							
031	Long, Keiran	Saskatchewan	10.500	2.2	6				11.800	2.8	4	11.750	2.3	2				
034	Boyle, Jamie	Saskatchewan	11.550	2.5	3	11.400	2.6	2T										
035	Akhtar, Kieran	Saskatchewan				11.400	2.5	2T										
049	Smith, Mason	Alberta						12.100	2.4	4		11.850	2.5	1	11.450	2.4	2T	
050	Marcellus, Ethan	Alberta						12.150	2.4	3								
051	Kalynuk, Jared	Alberta	11.100	2.9	5			12.000	2.6	5	12.200	3.0	1					
053	Idriss, Adam	Alberta						11.950	2.3	6					11.350	2.3	4T	
054	Dan, Paul	Alberta									10.450	2.3	7	11.100	2.2	6		
055	Kalan, Mitchell	Alberta				11.350	2.8	4	12.250	2.3	2							
056	Garcia, Jordan	Alberta				10.000	2.4	6		12.050	2.8	3	11.550	2.3	3	11.350	2.2	4T
057	Krentz, William	Alberta													11.450	2.3	2T	
058	Resta, Benjamin	Alberta	11.750	2.6	2	10.100	2.2	5		11.400	2.8	5						
061	Jackson, Kyle	Alberta											11.350	2.3	5			
088	Boschmann, Davey	Manitoba											11.000	2.3	6			

# 2013 Western Canadian Championships

## Event Finals - MAG - May 03, 2013

### MAG National Youth

Num	Name	Club/Team	Floor		Pommel		Rings		Vault		Pbars		Hibar		All-Around	
			Score	Place	Score	Place	Score	Place	Score	Place	Score	Place	Score	Place	Score	Place
002	Sibley, Michael	British Columbia	11.750	3.3 2T	10.950	2.5 3T	12.050	2.8 1	13.200	3.6 1	12.100	2.7 2	10.750	2.5 3		
003	Naismith, Kevin	British Columbia	12.300	3.1 1	10.900	2.9 5	11.550	2.5 3			11.750	2.8 4	11.100	2.7 2		
004	Kiers, Cohen	British Columbia	11.550	2.9 5	9.300	2.4 6					11.600	3.0 5	10.300	2.6 5		
005	Bourne, Nicolas	British Columbia	11.150	2.9 6	10.950	2.5 3T	11.750	2.8 2	12.550	3.0 2	12.250	2.7 1	10.650	2.7 4		
006	Dawson, Liam	British Columbia	11.600	2.7 4			11.000	2.4 5			12.050	2.5 3	10.100	2.5 6		
008	Friesen, Dawson	British Columbia							12.350	3.0 3						
010	Barnard, Francois	British Columbia							11.900	2.8 5						
046	Hesselink, Jake	Saskatchewan					11.350	2.3 4			11.550	2.4 6				
047	Thorpe, Michael	Saskatchewan			11.350	2.5 2										
062	Lahure, Bailey	Alberta			11.400	2.5 1	10.650	2.8 6	12.150	2.8 4						
063	Tuffs, Colton	Alberta											11.200	2.7 1		
064	Cairns, Jackson	Alberta							11.800	2.8 6						
066	Matte, Korey	Alberta	11.750	2.8 2T												

### MAG National Open

Num	Name	Club/Team	Floor		Pommel		Rings		Vault		Pbars		Hibar		All-Around	
			Score	Place	Score	Place	Score	Place	Score	Place	Score	Place	Score	Place	Score	Place
011	Gaspar, Jeremy	British Columbia	11.350	3.4 5			11.450	3.2 3								
012	Machibroda Ames, Kyla	British Columbia	10.300	2.9 6	6.750	2.6 5					11.800	3.2 4	10.700	3.2 4		
013	Welch, Tyler	British Columbia	12.800	3.8 1	9.850	2.9 3	11.750	3.2 2	12.000	3.0 6	11.500	3.5 5	11.400	3.4 1		
043	King, Teague	Saskatchewan	12.550	3.9 2	5.750	3.8 6	12.550	3.8 1	12.700	3.6 3			11.100	3.8 3		
045	Boyle, Keith	Saskatchewan	11.900	3.6 4			11.150	3.2 4	12.350	3.2 4			9.550	2.5 6		
067	Plomp, Graham	Alberta	12.500	3.8 3	10.150	3.2 2	10.250	3.2 5	13.600	4.0 1	12.250	3.1 2	11.250	2.7 2		
079	Kielly, Ian	Manitoba							13.000	3.6 2	12.450	3.7 1	10.550	2.8 5		
080	Barrett, Taran	Manitoba			8.700	2.7 4					11.100	2.8 6				
081	Kehler, Joshua	Manitoba			11.000	2.7 1										
082	Hassani, Qayum	Manitoba							12.050	3.0 5						
087	Eros, Paul	Manitoba					10.100	2.5 6			11.950	3.1 3				



# 2013 Western Canadian Championships

## WAG P4 Invitational - May 02, 2013



### WAG P4 Tyro

Num	Name	Club/Team	Vault		Ubars		Beam		Floor		All-Around	
			Score	Place	Score	Place	Score	Place	Score	Place	Score	Place
247	Walters, Sophia	BC	13.850	4.4 1	12.750	3.8 2	12.900	4.5 2	12.050	3.5 5	51.550	1
255	Skulstad, Tamara	BC	12.650	4.4 7	11.750	3.7 7	13.000	4.3 1	13.500	4.5 1	50.900	2
283	Skrupa, Quinn	MB	13.350	4.4 3	12.500	4.2 3	12.800	4.1 3	11.850	3.7 8T	50.500	3
246	Urquidi, Paula	BC	13.300	4.5 4	12.200	3.7 4	12.100	3.7 5	12.400	4.3 4	50.000	4
284	Taylor, Shea	MB	13.450	4.4 2	10.850	4.3 9	11.950	3.8 6	12.450	4.0 3	48.700	5
272	Low, Denise	AB	12.500	3.7 8	11.850	3.3 5T	11.300	3.5 8	12.750	4.5 2	48.400	6
285	Bradshaw, Brook	MB	12.900	3.7 5	10.400	3.7 10	12.700	4.0 4	11.950	3.5 7	47.950	7
282	Galloway, Jordyn	MB	12.850	4.4 6	12.950	3.9 1	9.850	3.1 10	11.850	3.8 8T	47.500	8
277	Campbell, Jenna	MB	12.250	3.7 9	11.850	3.4 5T	10.600	3.3 9	12.000	3.5 6	46.700	9
281	Wakin, Jamie	MB	11.650	2.9 10	11.350	4.0 8	11.800	4.0 7	10.800	3.7 10	45.600	10

### WAG P4 Novice

Num	Name	Club/Team	Vault		Ubars		Beam		Floor		All-Around	
			Score	Place	Score	Place	Score	Place	Score	Place	Score	Place
245	Lowe, Dina	BC	12.900	4.4 3	13.300	4.1 1	12.150	3.9 1	12.600	3.9 2	50.950	1
273	Hintz, Katie	AB	12.950	4.4 2	11.500	3.9 9	11.200	3.4 4	13.000	4.5 1	48.650	2
274	Gauthier, Alyssa	MB	13.250	4.4 1	12.650	4.1 3	10.300	3.4 9	11.900	4.2 6T	48.100	3
264	Gange, Rebecca	SK	12.500	3.7 9	12.200	3.6 5T	10.900	3.2 5	12.200	3.5 4	47.800	4
268	Darroch, Makenna	AB	12.750	4.4 5T	11.300	3.2 10	11.500	3.5 2	12.050	4.1 5	47.600	5
263	Marpole, Meissa	SK	12.800	3.7 4	11.750	4.0 8	11.250	3.3 3	11.650	3.5 9	47.450	6
265	Siemens, Jessi	SK	11.450	2.9 15	12.400	4.0 4	10.700	3.5 6T	12.500	4.2 3	47.050	7
286	Goodon, Taylor	MB	12.200	3.7 11	12.200	3.7 5T	10.700	3.1 6T	11.600	3.9 10T	46.700	8
269	Keizik, Alexandra	AB	12.750	4.5 5T	12.200	4.1 5T	9.400	2.8 13	11.350	3.5 13	45.700	9T
278	Thomlinson, Maia	MB	11.750	2.9 12T	12.700	4.1 2	9.450	2.8 12	11.800	4.3 8	45.700	9T
253	Lim, Kayley	BC	12.700	3.7 7	9.850	2.1 15T	10.550	2.7 8	11.900	3.6 6T	45.000	11T
275	Demeule, April	MB	12.650	3.7 8	11.250	2.9 11	10.150	3.3 10	10.950	3.0 15	45.000	11T
261	O'Donovan, Fayne	YT	12.450	3.7 10	9.950	3.2 14	9.550	2.1 11	11.600	3.5 10T	43.550	13
271	Ranson, Ashley	AB	11.750	3.7 12T	10.600	1.9 13	9.100	2.7 14	10.600	2.8 16	42.050	14
260	Coyne, Reena	YT	11.000	3.7 16	10.700	2.9 12	7.550	2.6 15	11.550	3.4 12	40.800	15
276	Peinert-Schulze, Carina	MB	11.700	3.5 14	9.850	2.0 15T	0.000	16	11.250	3.4 14	32.800	16

### WAG P4 Open

Num	Name	Club/Team	Vault		Ubars		Beam		Floor		All-Around	
			Score	Place	Score	Place	Score	Place	Score	Place	Score	Place
256	Robinson, Justine	BC	13.500	4.5 1	11.200	4.0 9	11.250	3.3 4	12.450	4.1 5	48.400	1T
259	Stroshein-Blagborne, Sumara	BC	12.750	4.4 6	12.650	3.6 3	10.700	2.4 10	12.300	3.9 6T	48.400	1T
279	Dyck, Kyla	MB	12.000	3.7 12T	12.450	3.4 4T	10.900	3.7 7	12.300	3.9 6T	47.650	3
258	Owen, Brianna	BC	13.350	4.5 2T	9.350	2.2 16	12.250	3.7 1	12.650	4.5 3	47.600	4
254	Bolko, Julie	BC	12.900	4.5 5	12.700	3.7 2	10.650	3.8 11	11.200	4.0 15	47.450	5
252	Lim, Jayleen	BC	12.450	4.4 9	11.650	3.6 6	10.800	3.7 8T	12.500	3.8 4	47.400	6
244	Clarke, Jamie	BC	12.000	3.7 12T	12.850	3.6 1	10.500	3.2 12	12.000	3.0 11T	47.350	7
249	MacAdam, Melissa	BC	13.050	4.4 4	11.350	2.9 8	10.800	2.9 8T	12.100	3.6 10	47.300	8T
270	Sklaruk, Shayla	AB	13.350	4.4 2T	9.950	3.2 14	12.100	4.1 2	11.900	4.0 13	47.300	8T
257	Moran, Madeline	BC	11.400	2.9 16	12.450	3.8 4T	11.050	3.3 6	12.000	3.8 11T	46.900	10
251	Sandberg, Madyesen	BC	12.500	3.7 8	9.900	2.6 15	11.200	3.3 5	12.850	4.5 1	46.450	11
248	Sharkie, Tiffany	BC	11.650	4.4 15	10.650	3.6 12	11.400	3.2 3	12.700	4.1 2	46.400	12
280	Barsalou, Lydia	MB	12.650	4.5 7	11.500	2.5 7	9.950	3.2 14	12.200	4.2 9	46.300	13
266	Kay, Rachel	SK	11.950	2.9 14	11.000	4.0 11	10.300	2.7 13	11.850	3.7 14	45.100	14
250	Carlstrom, Mackenzie	BC	12.100	3.7 11	10.000	2.9 13	9.850	2.8 15T	12.300	4.2 6T	44.250	15
262	Venasse, Caitlyn	YT	12.250	3.7 10	11.100	2.4 10	9.850	3.0 15T	10.250	2.4 16	43.450	16

# 2013 Western Canadian Championships

Session 1 - WAG - May 03, 2013



## WAG P5 Novice

Num	Name	Club/Team	Vault		Ubars		Beam		Floor		All-Around	
			Score	Place	Score	Place	Score	Place	Score	Place	Score	Place
127	Fairholm, Madison	Alberta	13.300	4.6 8	12.300	4.4 5	14.500	6.0 1	12.150	5.0 12	52.250	1
123	Gonzaga, Lauren	Alberta	12.200	4.5 15	12.200	4.0 6	13.450	6.0 2	14.350	5.6 1	52.200	2
205	Buchan, Kylie	Saskatchewan	13.400	4.5 7	12.900	4.3 2	12.800	5.3 4	12.400	4.7 10	51.500	3
170	Strand, Abby	British Columbia	13.500	4.5 5T	11.600	4.6 9	13.250	4.8 3	13.000	4.4 4T	51.350	4
171	Jansen, Claire	British Columbia	13.100	4.7 11	12.050	3.6 7T	12.550	5.0 6	12.500	5.3 7T	50.200	5
125	Laidlaw, Cassidy	Alberta	13.500	4.7 5T	13.250	4.9 1	10.900	4.0 13	12.300	5.6 11	49.950	6
124	Chaput, Katie	Alberta	12.300	4.5 14	12.700	4.4 4	12.300	4.7 7	12.500	4.9 7T	49.800	7
126	Wilson, Ariane	Alberta	13.200	4.8 9T	12.050	3.1 7T	12.000	3.6 8	12.500	4.5 7T	49.750	8
168	Abe-Ziegler, Mariko	British Columbia	14.050	4.8 1	9.850	3.5 14	12.600	5.0 5	13.000	5.0 4T	49.500	9
169	Strugnell, Coral	British Columbia	13.600	4.7 3T	10.950	4.5 11	10.950	5.0 12	13.850	5.7 2	49.350	10
172	McIntyre, Darby	British Columbia	13.700	4.7 2	10.650	4.2 12	11.400	4.8 10	12.950	6.0 6	48.700	11
204	Gratias, Hayden	Saskatchewan	13.600	4.8 3T	9.900	3.3 13	11.350	4.6 11	13.550	5.2 3	48.400	12T
232	Doyle, Cristina	Manitoba	12.900	4.5 12	12.800	4.9 3	10.600	3.8 15	12.100	4.0 13T	48.400	12T
234	Berard, Kally	Manitoba	13.200	4.8 9T	11.000	3.0 10	10.650	3.7 14	12.100	4.6 13T	46.950	14
233	Robert, Catherine	Manitoba	12.700	4.5 13	9.550	1.7 15	11.850	3.8 9	11.350	3.4 15	45.450	15

## WAG P5 Open

Num	Name	Club/Team	Vault		Ubars		Beam		Floor		All-Around	
			Score	Place	Score	Place	Score	Place	Score	Place	Score	Place
209	Biever, Courtney	Saskatchewan	14.300	5.0 1	12.600	4.7 2	12.250	5.8 4	13.400	5.3 5	52.550	1
235	Erisckson, Ashlyn	Manitoba	13.850	4.8 4	12.950	4.4 1	10.550	3.6 13	13.950	5.7 2	51.300	2
128	Bilsborrow, Hannah	Alberta	13.750	4.7 5T	12.300	3.8 5	12.200	4.9 5T	12.550	4.9 10	50.800	3
174	Baker, Haley	British Columbia	14.000	5.0 2	12.000	4.0 7	9.950	4.4 17	14.100	6.0 1	50.050	4T
206	Hurl, Kelsey	Saskatchewan	13.750	4.7 5T	12.500	4.0 3	10.900	3.7 12	12.900	4.9 8	50.050	4T
239	Empey, Alex	Manitoba	12.500	3.6 17	12.350	4.2 4	12.200	3.8 5T	12.700	4.8 9	49.750	6
178	Henshaw, Krista	British Columbia	12.700	4.0 15	11.200	3.2 11T	12.050	4.7 7	13.600	5.6 4	49.550	7
131	Deblois-Gaultien, Clara	Alberta	13.550	4.5 7T	11.100	2.0 14T	11.250	3.7 10T	13.050	5.0 6T	48.950	8
129	Mulhall, Allison	Alberta	13.450	4.7 9	11.900	5.0 8T	12.400	5.2 2	11.100	5.6 17	48.850	9
236	Styles, Signey	Manitoba	11.600	2.8 19	12.200	3.2 6	12.700	5.4 1	11.950	5.2 15	48.450	10
238	Jolicoeur, Ashley	Manitoba	13.900	4.8 3	11.800	3.9 10	10.000	4.9 16	12.300	5.2 11	48.000	11
130	Smith, Geena	Alberta	13.300	4.7 10	11.200	2.5 11T	9.650	4.7 19	13.800	5.7 3	47.950	12
179	Lee, Shannon	British Columbia	12.950	5.0 14	11.200	3.2 11T	11.850	4.7 8	11.800	3.9 16	47.800	13
207	Jones, Carlee	Saskatchewan	13.200	4.5 11T	11.100	2.9 14T	10.400	4.1 15	13.050	4.9 6T	47.750	14
175	Marr, Christina	British Columbia	12.200	4.5 18	11.900	3.2 8T	11.250	4.5 10T	12.250	4.9 12T	47.600	15
177	Perrich, Leanne	British Columbia	13.050	4.5 13	9.350	2.8 19	12.350	4.0 3	12.250	4.4 12T	47.000	16
208	Ernst, Kiara	Saskatchewan	12.600	3.8 16	10.050	2.8 18	11.800	4.4 9	12.000	4.3 14	46.450	17
132	Soong, Rebecca	Alberta	13.550	4.7 7T	10.600	4.1 17	10.500	5.1 14	10.850	5.5 19	45.500	18
237	Jackman, Lauren	Manitoba	13.200	4.5 11T	10.900	3.6 16	9.850	3.7 18	10.900	4.4 18	44.850	19



# Team Award

## WAG P5 Open



**Place: 1**      **Team: Manitoba**      **Total Score: 152.850**

Beam: 35.450  
Floor: 38.950  
Ubars: 37.500  
Vault: 40.950

**Place: 2**      **Team: Saskatchewan**      **Total Score: 151.750**

Beam: 34.950  
Floor: 39.350  
Ubars: 36.200  
Vault: 41.250

**Place: 3**      **Team: Alberta**      **Total Score: 151.500**

Beam: 35.850  
Floor: 39.400  
Ubars: 35.400  
Vault: 40.850

**Place: 4**      **Team: British Columbia**      **Total Score: 151.300**

Beam: 36.250  
Floor: 39.950  
Ubars: 35.100  
Vault: 40.000



# Team Award

## WAG P5 Novice



***Place: 1***      ***Team: Alberta***      ***Total Score: 157.850***

Beam: 40.250  
Floor: 39.350  
Ubars: 38.250  
Vault: 40.000

***Place: 2***      ***Team: British Columbia***      ***Total Score: 154.200***

Beam: 38.400  
Floor: 39.850  
Ubars: 34.600  
Vault: 41.350

***Place: 3***      ***Team: Manitoba***      ***Total Score: 140.800***

Beam: 33.100  
Floor: 35.550  
Ubars: 33.350  
Vault: 38.800

# 2013 Western Canadian Championships

Session 2 - WAG - May 03, 2013



## WAG National Novice

Num	Name	Club/Team	Vault		Ubars		Beam		Floor		All-Around	
			Score	Place	Score	Place	Score	Place	Score	Place	Score	Place
139	De Jong, Haley	British Columbia	12.850	4.1 10T	13.550	6.4 1	14.900	6.7 1	14.550	6.3 1	55.850	1
141	Murase-Cho, Seina	British Columbia	13.950	4.7 1	11.600	5.7 3	14.000	6.2 2	13.400	5.8 3T	52.950	2
214	Alexander, Sydney	Manitoba	13.300	4.1 2T	10.900	4.1 6	13.850	6.4 3	13.600	5.8 2	51.650	3
188	Bradley, Kearcy	Saskatchewan	12.700	4.0 13T	11.200	2.6 5	12.750	4.9 4	12.850	4.9 6	49.500	4
101	Sellin, Jordyn	Alberta	12.750	4.1 12	11.450	4.1 4	11.900	4.7 10	12.900	4.9 5	49.000	5T
144	Wang, Lauren	British Columbia	12.700	4.2 13T	12.000	4.1 2	12.600	5.4 5T	11.700	3.8 12	49.000	5T
140	McPhee, Madeline	British Columbia	13.050	4.3 6T	10.450	2.8 9T	10.350	4.7 16	13.400	5.0 3T	47.250	7
217	Roy, Marielle	Manitoba	12.400	4.3 17	10.450	2.7 9T	12.350	4.6 9	11.600	3.5 13	46.800	8
104	Welte, Shaela	Alberta	13.000	4.3 8	10.600	4.1 7	11.650	4.9 12	11.350	4.4 15	46.600	9
143	Moorthy, Emily	British Columbia	13.300	4.9 2T	10.450	2.9 9T	10.800	4.1 14	11.950	4.7 11	46.500	10
118	Guthrie, Emma	Alberta	13.050	4.3 6T	9.800	2.6 16	12.400	4.2 8	11.150	3.9 16	46.400	11
142	Ogburn, Sophia	British Columbia	12.850	4.9 10T	9.950	2.7 14	11.500	4.7 13	12.050	4.7 10	46.350	12
102	Orom, Kiana	Alberta	13.100	4.2 4T	10.200	3.2 12	10.300	4.4 17	12.650	5.2 8	46.250	13
103	Inkster, Calle	Alberta	12.650	4.3 15	10.150	3.2 13	10.450	4.8 15	12.600	4.6 9	45.850	14
145	Obsieger, Ashley	British Columbia	13.100	4.1 4T	7.350	3.1 17	12.500	4.9 7	12.700	5.5 7	45.650	15
189	Nestman, Mackenzie	Saskatchewan	11.800	4.0 18	9.900	2.9 15	12.600	5.1 5T	11.100	3.4 17	45.400	16
218	Hryshko, Amy	Manitoba	12.900	4.0 9	10.500	3.7 8	10.250	4.6 18	11.550	3.5 14	45.200	17
219	Duncan, Danika	Manitoba	12.450	4.0 16	3.250	1.6 18	11.850	4.4 11	11.050	3.4 18	38.600	18



# Team Award

## WAG Nat Novice



**Place: 1**      **Team: British Columbia**      **Total Score: 209.050**

Beam: 54.000  
Floor: 54.050  
Ubars: 47.600  
Vault: 53.400

**Place: 2**      **Team: Alberta**      **Total Score: 190.200**

Beam: 46.400  
Floor: 49.500  
Ubars: 42.400  
Vault: 51.900

**Place: 3**      **Team: Manitoba**      **Total Score: 182.250**

Beam: 48.300  
Floor: 47.800  
Ubars: 35.100  
Vault: 51.050

# 2013 Western Canadian Championships

Session 3 - WAG - May 03, 2013



## WAG National Open

Num	Name	Club/Team	Vault		Ubars		Beam		Floor		All-Around	
			Score	Place	Score	Place	Score	Place	Score	Place	Score	Place
220	Onyshko, Isabela	Manitoba	13.700	5.00 9T	12.500	6.80 5	13.550	5.90 5	14.350	6.30 1	54.100	1
146	Oakley, Taylor	British Columbia	14.000	5.00 2	11.900	4.60 10	13.650	6.00 3	14.000	5.50 3	53.550	2
190	Wright, Charlie	Saskatchewan	13.200	4.40 20T	12.300	5.10 6	14.000	6.10 1	13.800	5.70 5	53.300	3
106	Parker, Mackenzie	Alberta	13.500	4.70 13	11.950	4.40 9	13.700	5.90 2	13.500	5.30 6	52.650	4T
110	To, Sin	Alberta	13.750	5.00 7T	11.800	4.90 11	12.900	5.40 8	14.200	6.00 2	52.650	4T
221	Gervais, Natalie	Manitoba	13.400	4.40 14T	12.650	4.90 3	13.200	5.90 6	12.750	4.60 14	52.000	6
191	Pedrick, Denelle	Saskatchewan	13.950	5.00 3	12.600	5.10 4	12.400	5.50 10	12.800	5.80 13	51.750	7
193	Dimas, Mia	Saskatchewan	13.550	4.40 12	11.200	3.10 21	13.600	5.80 4	12.600	5.00 17T	50.950	8T
222	Turner, Tegan	Manitoba	13.800	4.80 5T	11.650	3.30 14T	11.550	5.10 14	13.950	5.30 4	50.950	8T
152	Skulstad, Ashlynn	British Columbia	13.150	4.40 22T	11.750	4.40 12	12.500	5.10 9	13.300	5.60 8	50.700	10
148	Friesen, Andry	British Columbia	13.000	4.40 25	13.300	5.00 2	11.200	4.40 21	12.950	5.10 11T	50.450	11
109	Lucas, Laura	Alberta	13.400	4.40 14T	11.700	4.30 13	12.150	4.10 11	13.150	4.90 10	50.400	12
111	Parker, Camille	Alberta	13.700	4.40 9T	12.200	4.50 8	12.100	5.50 12	12.300	5.20 24	50.300	13
112	McLean, Sara	Alberta	13.050	4.20 24	11.550	3.10 17T	12.950	4.80 7	12.500	4.60 20T	50.050	14
223	Leipsic, Emma	Manitoba	14.100	5.20 1	11.650	5.00 14T	11.800	4.80 13	12.350	4.90 22T	49.900	15
194	Ouellet, Monica	Saskatchewan	13.300	4.40 16T	13.450	4.90 1	11.350	4.20 17T	11.750	4.50 27	49.850	16
151	Rahn, Maya	British Columbia	13.900	5.00 4	11.050	4.00 22	11.500	4.90 15T	12.600	5.00 17T	49.050	17
195	Wyszomirski, Kamila	Saskatchewan	13.250	4.40 18T	11.550	3.80 17T	11.500	4.60 15T	12.500	4.90 20T	48.800	18
226	Arbuckle, Madeleine	Manitoba	13.800	5.00 5T	11.550	4.30 17T	11.350	5.90 17T	11.700	4.70 28	48.400	19
149	Kerr, Brienne	British Columbia	13.150	4.20 22T	12.250	4.70 7	10.100	4.20 25	12.650	4.70 16	48.150	20
150	Bedry, Stephanie	British Columbia	13.200	4.40 20T	10.750	2.40 24	11.300	4.50 20	11.950	4.50 26	47.200	21
196	Clark, Kori	Saskatchewan	12.800	4.20 28	11.600	4.00 16	10.050	4.50 26	12.700	4.80 15	47.150	22
107	Tonn, Raquel	Alberta	12.850	4.00 27	10.700	3.40 25	11.100	5.00 22	12.350	4.50 22T	47.000	23
108	Hanasyk, Kelly	Alberta	13.250	4.40 18T	9.900	3.00 26	10.750	5.40 23	12.950	5.30 11T	46.850	24
192	Franklin, Breanna	Saskatchewan	13.300	4.40 16T	8.800	3.10 27	11.350	4.70 17T	13.200	5.10 9	46.650	25
224	Oswald, Molly	Manitoba	13.600	4.40 11	11.400	2.80 20	9.350	4.40 27	12.200	4.70 25	46.550	26
147	Chan, Taylor	British Columbia	13.750	5.00 7T	10.800	4.10 23	8.300	4.70 28	13.350	5.70 7	46.200	27
225	Boulanger, Meghan	Manitoba	12.900	4.20 26	7.950	1.90 28	10.400	4.70 24	12.550	4.30 19	43.800	28



# Team Award

## WAG Nat Open

**Place: 1**      **Team: Saskatchewan**      **Total Score: 208.050**

Beam: 51.500  
Floor: 52.500  
Ubars: 49.950  
Vault: 54.100

**Place: 2**      **Team: Manitoba**      **Total Score: 207.550**

Beam: 50.100  
Floor: 53.600  
Ubars: 48.450  
Vault: 55.400

**Place: 3**      **Team: Alberta**      **Total Score: 207.500**

Beam: 51.700  
Floor: 53.800  
Ubars: 47.650  
Vault: 54.350

**Place: 4**      **Team: British Columbia**      **Total Score: 206.600**

Beam: 48.950  
Floor: 53.600  
Ubars: 49.200  
Vault: 54.850





# 2013 Western Canadian Championships

Session 4 - WAG - May 04, 2013

## WAG CPN Aspire

Num	Name	Club/Team	Vault		Ubars		Beam		Floor		All-Around	
			Score	Place	Score	Place	Score	Place	Score	Place	Score	Place
115	Evans, Moira	Alberta	12.850	4.00 1	12.950	4.00 9T	11.000	4.00 16	12.400	3.75 1	49.200	1
159	Eder, Rhianne	British Columbia	11.950	4.00 12	13.200	4.10 3	12.050	4.00 7	11.750	3.75 11	48.950	2
113	Nicholls, Sarah	Alberta	11.850	4.00 14T	13.050	4.00 7	12.100	3.50 5T	11.900	3.75 7T	48.900	3T
228	Sorin, Julie	Manitoba	11.900	4.00 13	12.650	4.00 14	12.200	3.75 3T	12.150	4.00 3	48.900	3T
157	Fourchalk, Samantha	British Columbia	12.150	4.00 8T	12.800	4.10 12T	11.900	3.75 8	12.000	3.50 5T	48.850	5
201	Locke, Emma	Saskatchewan	11.650	4.00 18T	13.150	4.10 4	12.200	4.00 3T	11.250	3.50 21	48.250	6
114	Porter, Aryana	Alberta	12.200	4.00 6T	12.800	3.80 12T	11.250	3.25 15	11.900	3.75 7T	48.150	7
199	Gillis, Serra	Saskatchewan	11.500	4.00 20T	12.950	3.80 9T	11.550	3.50 13	12.100	4.00 4	48.100	8
117	Kaufmann, Evalyn	Alberta	12.300	4.00 3T	13.550	4.10 1	9.800	3.50 21	12.350	3.75 2	48.000	9T
155	Holman, Savannah	British Columbia	12.100	4.00 10	13.000	4.10 8	11.600	3.50 12	11.300	4.00 20	48.000	9T
153	Wilson, Alia	British Columbia	12.150	4.00 8T	11.550	4.00 23	12.250	3.75 2	11.900	4.00 7T	47.850	11
156	Sukunda, Danica	British Columbia	11.750	4.00 17	12.100	3.70 19T	12.350	4.00 1	11.600	3.75 13	47.800	12T
158	Zeballos, Marisol	British Columbia	11.850	4.00 14T	12.350	4.00 16T	12.100	4.00 5T	11.500	4.00 15	47.800	12T
229	Gillespie, Alexis	Manitoba	12.250	4.00 5	13.100	4.00 5T	10.700	4.00 17	11.550	4.00 14	47.600	14
230	Sanders, Maxine	Manitoba	11.650	4.00 18T	12.350	3.80 16T	11.650	3.75 11	11.850	3.75 10	47.500	15
154	Johnston, Sequoia	British Columbia	12.500	4.00 2	13.100	4.10 5T	10.350	2.75 19	11.400	4.00 18	47.350	16T
200	Leier-Marshall, Kiyah	Saskatchewan	11.500	4.00 20T	12.450	4.00 15	11.700	4.00 10	11.700	3.75 12	47.350	16T
160	Kovacs, Rebecca	British Columbia	11.300	4.00 22	12.000	4.00 22	11.750	3.75 9	11.450	4.00 16T	46.500	18
116	Phillips, Erin	Alberta	12.300	4.00 3T	12.850	3.80 11	9.250	3.50 22	12.000	3.75 5T	46.400	19
227	Gobert, Nicole	Manitoba	12.050	4.00 11	12.100	4.00 19T	10.600	3.75 18	11.450	4.00 16T	46.200	20
198	Walker, Amanda	Saskatchewan	11.200	4.00 23	13.300	4.10 2	10.250	3.25 20	11.350	3.50 19	46.100	21
197	Carroll, Sydney	Saskatchewan	12.200	4.00 6T	11.250	3.70 24	11.500	3.75 14	10.800	3.25 24	45.750	22
161	Wesley, Nadia	British Columbia	11.850	4.00 14T	12.100	3.70 19T	8.750	2.75 23	11.100	4.00 23	43.800	23
162	Burns, Carmen	British Columbia	10.850	4.00 24	12.250	4.00 18	8.350	2.00 24	11.150	3.75 22	42.600	24

## WAG CPN Elite

Num	Name	Club/Team	Vault		Ubars		Beam		Floor		All-Around		Note
			Score	Place	Score	Place	Score	Place	Score	Place	Score	Place	
202	Walker, Emily	Saskatchewan	14.200	6.00 1	15.250	6.60 2	14.550	7.00 6	15.700	7.00 1	59.700	1	
166	Symes, Shayla	British Columbia	13.950	6.00 2	15.550	7.10 1	14.750	6.50 4	14.250	7.00 5T	58.500	2	
119	Fairbairn, Montana	Alberta	13.450	6.00 8	14.800	6.50 5	14.650	7.00 5	14.600	7.00 4	57.500	3	
203	Franklin, Sarah	Saskatchewan	13.500	6.00 7	13.000	5.70 11	15.450	7.00 1	15.400	7.00 3	57.350	4	
163	Juk, Ilka	British Columbia	13.700	6.00 5	14.250	6.70 7	15.050	7.00 2	14.250	7.00 5T	57.250	5	
164	Noble, Grace	British Columbia	13.250	6.00 10T	15.000	6.70 3T	13.400	7.00 11	15.500	7.00 2	57.150	6	
167	Zhong, Cathy	British Columbia	13.250	6.00 10T	15.000	7.00 3T	14.950	7.00 3	13.800	6.50 7T	57.000	7	
231	Niessen, Taya	Manitoba	13.750	6.00 4	14.450	6.50 6	14.100	6.50 8	13.750	5.50 9T	56.050	8	
165	Bedard, Madisen	British Columbia	13.900	6.00 3	13.550	5.20 9	13.900	7.00 9	13.800	7.00 7T	55.150	9	
121	Mohorea, Maria	Alberta	13.350	6.00 9	13.900	6.00 8	13.750	6.50 10	13.350	7.00 12	54.350	10	
122	VanDewMerwe, Abigail	Alberta	13.100	6.00 12	13.400	5.70 10	13.250	6.00 12T	13.500	6.50 11	53.250	11	
120	Peterson, Hanna	Alberta	13.650	6.00 6	12.550	4.50 12	13.250	5.00 12T	13.750	6.50 9T	53.200	12	
288	Keats, Katie	Alberta	12.850	6.00 13	11.900	4.00 13	14.400	6.60 7	12.900	6.00 13	52.050	13	

Updated - Name spelling correction #229



# Team Award

## WAG CPN Aspire

**Place: 1**      **Team: Alberta**      **Total Score: 99.850**

Beam: 23.350  
Floor: 24.750  
Ubars: 26.600  
Vault: 25.150

**Place: 2**      **Team: British Columbia**      **Total Score: 99.250**

Beam: 24.600  
Floor: 23.900  
Ubars: 26.100  
Vault: 24.650

**Place: 3**      **Team: Saskatchewan**      **Total Score: 98.000**

Beam: 23.900  
Floor: 23.800  
Ubars: 26.450  
Vault: 23.850

**Place: 4**      **Team: Manitoba**      **Total Score: 97.900**

Beam: 23.850  
Floor: 24.000  
Ubars: 25.750  
Vault: 24.300





# Team Award

## WAG CPN Elite

**Place: 1**      **Team: British Columbia**      **Total Score: 118.150**

Beam: 30.000  
Floor: 29.750  
Ubars: 30.550  
Vault: 27.850

**Place: 2**      **Team: Saskatchewan**      **Total Score: 117.050**

Beam: 30.000  
Floor: 31.100  
Ubars: 28.250  
Vault: 27.700

**Place: 3**      **Team: Alberta**      **Total Score: 113.200**

Beam: 29.050  
Floor: 28.350  
Ubars: 28.700  
Vault: 27.100



# 2013 Western Canadian Championships

## Session 4 - WAG - May 04, 2013

### WAG P5 Tyro

Num	Name	Club/Team	Vault		Ubars		Beam		Floor		All-Around	
			Score	Place	Score	Place	Score	Place	Score	Place	Score	Place
133	McDonald, Grace	Alberta	12.250	4.50 10T	11.950	3.30 2T	13.950	5.80 1	13.300	5.50 2	51.450	1
137	Fonteyne, Gillian	Alberta	13.000	4.50 4	11.300	3.40 9	13.450	4.90 3	12.600	4.60 6	50.350	2
134	Fraser, Austen	Alberta	12.250	4.50 10T	11.800	2.80 5T	13.000	4.70 4	12.550	5.10 7	49.600	3
182	Armstrong, Allyson	British Columbia	13.500	4.70 1	12.100	3.30 1	11.850	3.80 8	12.100	4.80 9	49.550	4
136	Minervini, Julianna	Alberta	13.150	4.50 3	10.600	2.30 11	12.700	4.10 5	12.750	4.60 4	49.200	5T
184	Biggin, Haley	British Columbia	12.600	4.50 7	11.100	3.40 10	13.500	5.10 2	12.000	5.20 10T	49.200	5T
186	May, Celine	British Columbia	12.250	3.60 10T	11.950	3.20 2T	12.450	4.30 6	12.450	4.20 8	49.100	7
185	VanHarmelen, Lauren	British Columbia	13.350	4.70 2	9.700	3.90 14	12.050	4.60 7	13.350	4.60 1	48.450	8
211	Weibe, Rya	Saskatchewan	12.700	3.60 6	11.800	3.40 5T	11.500	5.00 9	11.850	4.00 12	47.850	9
210	Murdock, Jenna	Saskatchewan	12.900	4.50 5	10.100	2.10 13	11.450	4.20 10	13.000	4.40 3	47.450	10
213	Pierce, Alixandra	Saskatchewan	12.400	3.60 9	11.950	3.00 2T	10.300	4.10 13	12.000	4.10 10T	46.650	11
240	Clarkson, Stephanie	Manitoba	12.450	4.50 8	10.200	3.50 12	11.200	5.10 11	12.700	4.30 5	46.550	12
241	Boissonneault, Amelie	Manitoba	11.950	3.30 14	11.350	3.30 8	10.950	4.30 12	11.000	3.50 14	45.250	13
212	Gurski, Amanda	Saskatchewan	12.200	3.60 13	11.600	3.60 7	9.800	3.80 14	11.500	3.70 13	45.100	14





# Team Award

## WAG P5 Tyro

**Place: 1**      **Team: Alberta**      **Total Score: 152.500**

Beam: 40.400  
Floor: 38.650  
Ubars: 35.050  
Vault: 38.400

**Place: 2**      **Team: British Columbia**      **Total Score: 150.500**

Beam: 38.000  
Floor: 37.900  
Ubars: 35.150  
Vault: 39.450

**Place: 3**      **Team: Saskatchewan**      **Total Score: 143.450**

Beam: 33.250  
Floor: 36.850  
Ubars: 35.350  
Vault: 38.000



# 2013 Western Canadian Championships

## Event Finals - WAG - May 03, 2013



### WAG P5 Novice

Num	Name	Club/Team	Vault		Ubars		Beam		Floor		All-Around	
			Score	Place	Score	Place	Score	Place	Score	Place	Score	Place
123	Gonzaga, Lauren	Alberta			12.600	4.4 4	12.050	6.0 3	13.900	5.3 1		
124	Chaput, Katie	Alberta			11.650	3.5 5	11.200	4.7 6	13.150	5.2 6		
125	Laidlaw, Cassidy	Alberta	13.650	4.8 1	13.550	4.9 1						
126	Wilson, Ariane	Alberta			11.550	2.8 6	11.550	3.8 4	13.050	4.5 7T		
127	Fairholm, Madison	Alberta	13.250	4.6 6	12.750	4.4 3	11.050	5.5 7				
168	Abe-Ziegler, Mariko	British Columbia	13.550	4.8 3			10.500	5.0 8	13.200	5.0 5		
169	Strugnell, Coral	British Columbia	13.300	4.7 5					13.250	5.3 4		
170	Strand, Abby	British Columbia	13.150	4.7 7T			12.400	5.1 1	12.700	4.4 9		
171	Jansen, Claire	British Columbia			11.000	3.3 7	11.300	4.5 5	13.050	5.3 7T		
172	McIntyre, Darby	British Columbia	13.600	4.7 2					13.850	6.0 2		
204	Gratias, Hayden	Saskatchewan	13.500	4.8 4					13.750	5.2 3		
205	Buchan, Kylie	Saskatchewan	13.150	4.5 7T	12.800	4.5 2	12.350	5.3 2				
232	Doyle, Cristina	Manitoba			9.350	3.4 8						

### WAG P5 Open

Num	Name	Club/Team	Vault		Ubars		Beam		Floor		All-Around	
			Score	Place	Score	Place	Score	Place	Score	Place	Score	Place
128	Bilsborrow, Hannah	Alberta	13.400	4.7 5	12.450	4.0 2T	11.100	4.4 6				
129	Mulhall, Allison	Alberta	13.150	4.7 7T	11.950	4.9 4T	12.050	5.7 4				
130	Smith, Geena	Alberta							13.200	5.7 4		
132	Soong, Rebecca	Alberta	13.250	5.0 6								
174	Baker, Haley	British Columbia	14.100	5.0 1	10.900	4.4 8T			13.650	5.8 3		
175	Marr, Christina	British Columbia			12.450	3.8 2T						
177	Perrich, Leanne	British Columbia					10.400	3.4 7				
178	Henshaw, Krista	British Columbia					13.000	4.9 1T	13.950	5.6 1		
179	Lee, Shannon	British Columbia					9.350	4.4 8				
206	Hurl, Kelsey	Saskatchewan	13.150	4.7 7T	11.500	3.8 7			11.550	4.9 8		
207	Jones, Carlee	Saskatchewan							12.650	4.9 7		
209	Biever, Courteney	Saskatchewan	13.900	5.0 2	11.950	4.4 4T	13.000	6.0 1T	12.900	5.3 6		
235	Erisckson, Ashlyn	Manitoba	13.550	4.8 3T	11.650	3.4 6			13.900	5.5 2		
236	Styles, Signey	Manitoba			10.900	3.2 8T	11.700	5.4 5				
238	Jolicoeur, Ashley	Manitoba	13.550	4.8 3T								
239	Empey, Alex	Manitoba			12.750	4.3 1	12.450	4.3 3	13.000	4.7 5		

### WAG National Novice

Num	Name	Club/Team	Vault		Ubars		Beam		Floor		All-Around	
			Score	Place	Score	Place	Score	Place	Score	Place	Score	Place
101	Sellin, Jordyn	Alberta			12.000	4.4 4T			12.250	4.9 4T		
102	Orom, Kiana	Alberta	13.150	4.2 5					10.400	4.6 8		
104	Welte, Shaela	Alberta	12.950	4.3 7	10.750	3.8 7						
118	Guthrie, Emma	Alberta	13.600	4.3 2			11.750	3.9 7				
139	De Jong, Haley	British Columbia			14.050	6.3 1	13.350	6.5 2	13.700	6.3 2		
140	McPhee, Madeline	British Columbia	13.300	4.3 4					11.500	5.0 6		
141	Murase-Cho, Seina	British Columbia	14.400	4.7 1	12.500	5.4 3	13.600	6.5 1	12.250	5.4 4T		
143	Moorthy, Emily	British Columbia	12.250	4.0 8								
144	Wang, Lauren	British Columbia			12.000	4.1 4T	11.800	5.3 6				
145	Obsieger, Ashley	British Columbia	13.000	4.0 6			12.450	4.9 3	11.200	5.4 7		
188	Bradley, Kearcy	Saskatchewan			10.350	1.8 8	11.600	4.3 8	12.550	4.9 3		
189	Nestman, Mackenzie	Saskatchewan					11.900	5.5 5				
214	Alexander, Sydney	Manitoba	13.350	4.1 3	12.800	4.3 2	12.250	6.7 4	14.100	6.1 1		
218	Hryshko, Amy	Manitoba			11.150	3.7 6						

# 2013 Western Canadian Championships

## Event Finals - WAG - May 03, 2013

### WAG National Open

Num	Name	Club/Team	Vault		Ubars		Beam		Floor		All-Around	
			Score	Place	Score	Place	Score	Place	Score	Place	Score	Place
106	Parker, Mackenzie	Alberta					12.550	5.8 4	13.300	5.4 5T		
110	To, Sin	Alberta	13.800	5.0 5T			10.400	5.1 8	12.250	5.7 8		
111	Parker, Camille	Alberta			11.950	4.5 5						
112	McLean, Sara	Alberta					11.700	4.8 7				
146	Oakley, Taylor	British Columbia	14.150	5.0 1T			11.950	5.4 6	13.600	5.5 2T		
147	Chan, Taylor	British Columbia	13.700	5.0 8					13.700	5.6 1		
148	Friesen, Andry	British Columbia			10.050	4.4 8						
149	Kerr, Brienne	British Columbia			10.550	4.2 7						
151	Rahn, Maya	British Columbia	14.000	5.0 4								
152	Skulstad, Ashlynn	British Columbia							13.400	5.6 4		
190	Wright, Charlie	Saskatchewan			13.100	5.3 2	13.050	6.4 3	13.300	5.7 5T		
191	Pedrick, Denelle	Saskatchewan	14.100	5.0 3	10.950	4.5 6						
192	Franklin, Breanna	Saskatchewan							12.850	5.1 7		
193	Dimas, Mia	Saskatchewan					12.050	5.4 5				
194	Ouellet, Monica	Saskatchewan			13.000	4.9 3						
220	Onyshko, Isabela	Manitoba			14.800	6.7 1	13.750	6.3 1				
221	Gervais, Natalie	Manitoba			12.700	4.8 4	13.350	5.5 2				
222	Turner, Tegan	Manitoba	13.750	4.8 7					13.600	5.3 2T		
223	Leipsic, Emma	Manitoba	14.150	5.2 1T								
226	Arbuckle, Madeline	Manitoba	13.800	5.0 5T								

