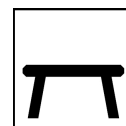
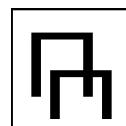






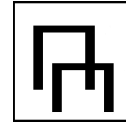

2017 BC Championships

April 7-9, Port Coquitlam

JO 6 (06)



| # | Athlete | Club | D | Score | Rk | D | Score | Rk | D | Score | Rk | D | Score | Rk | D | Score | Rk |
|-----|------------------|------------------------------|-------|-------|----|-------|-------|----|-------|-------|----|-------|-------|----|-------|--------|----|
| 285 | BERTANI Isabella | TAG Sports Centre | 10.00 | 9.133 | 5 | 10.00 | 8.900 | 9 | 10.00 | 9.083 | 13 | 10.00 | 9.716 | 1 | 40.00 | 36.832 | 6 |
| 309 | LECHNER Kora | Delta Gymnastics Society | 10.00 | 8.933 | 11 | 10.00 | 9.300 | 2 | 10.00 | 9.433 | 2 | 10.00 | 9.633 | 2 | 40.00 | 37.299 | 2 |
| 251 | HILL Chloe | Flip City | 10.00 | 9.166 | 4 | 10.00 | 8.733 | 17 | 10.00 | 9.416 | 3 | 10.00 | 9.600 | 3 | 40.00 | 36.915 | 4 |
| 283 | BARNES Hannah | Vancouver Phoenix Gymnastics | 10.00 | 8.983 | 9 | 10.00 | 8.733 | 17 | 10.00 | 9.500 | 1 | 10.00 | 9.600 | 3 | 40.00 | 36.816 | 7 |
| 287 | WILSON Jadea | Campbell River Springs | 10.00 | 8.433 | 24 | 10.00 | 8.866 | 13 | 10.00 | 9.133 | 12 | 10.00 | 9.583 | 5 | 40.00 | 36.015 | 16 |
| 258 | BELLMAN Eden | Glacier Gymnastics | 10.00 | 8.466 | 22 | 10.00 | 9.133 | 4 | 10.00 | 9.083 | 13 | 10.00 | 9.566 | 6 | 40.00 | 36.248 | 13 |
| 252 | MACHNAU Chloe | Flip City | 10.00 | 8.766 | 17 | 10.00 | 8.700 | 20 | 10.00 | 9.166 | 10 | 10.00 | 9.533 | 7 | 40.00 | 36.165 | 14 |
| 224 | KWAN Allison | Delta Gymnastics Society | 10.00 | 8.883 | 14 | 10.00 | 8.933 | 8 | 10.00 | 9.233 | 9 | 10.00 | 9.533 | 7 | 40.00 | 36.582 | 8 |
| 227 | MORI Amelia | Club Aviva | 10.00 | 9.366 | 2 | 10.00 | 8.900 | 9 | 10.00 | 9.300 | 8 | 10.00 | 9.516 | 9 | 40.00 | 37.082 | 3 |
| 332 | CHERRY Milana | Splitz Gymnastics Centres | 10.00 | 8.933 | 11 | 10.00 | 8.733 | 17 | 10.00 | 8.916 | 17 | 10.00 | 9.500 | 10 | 40.00 | 36.082 | 15 |
| 312 | THRALE Lauryn | Delta Gymnastics Society | 10.00 | 8.866 | 16 | 10.00 | 8.866 | 13 | 10.00 | 8.783 | 18 | 10.00 | 9.483 | 11 | 40.00 | 35.998 | 17 |
| 350 | YAMAKAWA Sienna | Splitz Gymnastics Centres | 10.00 | 8.966 | 10 | 10.00 | 9.283 | 3 | 10.00 | 8.616 | 21 | 10.00 | 9.483 | 11 | 40.00 | 36.348 | 11 |
| 267 | EXNER Eve | Flip City | 10.00 | 8.700 | 19 | 10.00 | 9.033 | 7 | 10.00 | 9.366 | 6 | 10.00 | 9.483 | 11 | 40.00 | 36.582 | 8 |



| # | Athlete | Club | I | | | COC | | | COC | | | COC | | | AA | | |
|-----|-------------------|-------------------------------|-------|-------|----|-------|-------|----|-------|-------|----|-------|-------|----|-------|--------|----|
| | | | D | Score | Rk | D | Score | Rk | D | Score | Rk | D | Score | Rk | D | Score | Rk |
| 348 | HELLEMOND Shelbi | Glacier Gymnastics | 10.00 | 9.050 | 8 | 10.00 | 9.066 | 6 | 10.00 | 9.383 | 4 | 10.00 | 9.400 | 14 | 40.00 | 36.899 | 5 |
| 250 | MAYO Chloe | Club Aviva | 10.00 | 9.533 | 1 | 10.00 | 9.366 | 1 | 10.00 | 9.166 | 10 | 10.00 | 9.350 | 15 | 40.00 | 37.415 | 1 |
| 271 | BROWN Gabriella | TAG Sports Centre | 10.00 | 8.000 | 25 | 9.50 | 8.133 | 23 | 10.00 | 9.016 | 16 | 10.00 | 9.216 | 16 | 39.50 | 34.365 | 22 |
| 355 | OULDALI Soleia | Falcon Gymnastics | 10.00 | 9.066 | 7 | 10.00 | 8.900 | 9 | 10.00 | 8.716 | 19 | 10.00 | 9.166 | 17 | 40.00 | 35.848 | 18 |
| 235 | MAIORINO Annika | Vancouver Phoenix Gymnastics | 10.00 | 8.883 | 14 | 10.00 | 8.900 | 9 | 10.00 | 9.383 | 4 | 10.00 | 9.150 | 18 | 40.00 | 36.316 | 12 |
| 300 | PARHAR Kate | Club Aviva | 10.00 | 9.266 | 3 | 10.00 | 8.400 | 22 | 10.00 | 8.633 | 20 | 10.00 | 9.133 | 19 | 40.00 | 35.432 | 19 |
| 326 | PATERSON Maren | Surrey Gymnastic Society | 10.00 | 8.900 | 13 | 10.00 | 9.100 | 5 | 10.00 | 9.366 | 6 | 10.00 | 9.050 | 20 | 40.00 | 36.416 | 10 |
| 261 | COLGAN Elizabeth | Surrey Gymnastic Society | 10.00 | 8.566 | 20 | 10.00 | 8.866 | 13 | 10.00 | 9.033 | 15 | 10.00 | 8.950 | 21 | 40.00 | 35.415 | 20 |
| 247 | NENNINGER Carissa | Terrace Peaks Gymnastics Club | 10.00 | 8.500 | 21 | 10.00 | 8.700 | 20 | 10.00 | 7.433 | 26 | 10.00 | 8.783 | 22 | 40.00 | 33.416 | 23 |
| 277 | KIRALY Gyongyi | Prince George Gymnastics | 10.00 | 8.466 | 22 | 10.00 | 8.850 | 16 | 10.00 | 8.366 | 22 | 9.50 | 8.783 | 22 | 39.50 | 34.465 | 21 |
| 367 | LEPINE Tianna | Prince George Gymnastics | 1.00 | 8.766 | 17 | 9.50 | 8.033 | 24 | 10.00 | 7.800 | 25 | 9.50 | 8.716 | 24 | 30.00 | 33.315 | 24 |
| 304 | WONG Keira | Club Aviva | 10.00 | 9.100 | 6 | 9.50 | 7.300 | 26 | 10.00 | 8.200 | 23 | 9.70 | 8.350 | 25 | 39.20 | 32.950 | 25 |
| 273 | ECCLES Georgia | Balance Gymnastics | 10.00 | 7.900 | 26 | 10.00 | 8.033 | 24 | 10.00 | 7.833 | 24 | 10.00 | 8.333 | 26 | 40.00 | 32.099 | 26 |

Generated Fri, 07 Apr 2017 11:49:03 -0700 in 0.004 seconds by kscore.ca