

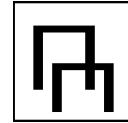






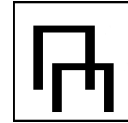
2017 BC Championships

April 7-9, Port Coquitlam

JO 6 (06)



#	Athlete	Club	T			B			B			F			AA		
			D	Score	Rk	D	Score	Rk	D	Score	Rk	D	Score	Rk	D	Score	Rk
250	MAYO Chloe	Club Aviva	10.00	9.533	1	10.00	9.366	1	10.00	9.166	10	10.00	9.350	15	40.00	37.415	1
227	MORI Amelia	Club Aviva	10.00	9.366	2	10.00	8.900	9	10.00	9.300	8	10.00	9.516	9	40.00	37.082	3
300	PARHAR Kate	Club Aviva	10.00	9.266	3	10.00	8.400	22	10.00	8.633	20	10.00	9.133	19	40.00	35.432	19
251	HILL Chloe	Flip City	10.00	9.166	4	10.00	8.733	17	10.00	9.416	3	10.00	9.600	3	40.00	36.915	4
285	BERTANI Isabella	TAG Sports Centre	10.00	9.133	5	10.00	8.900	9	10.00	9.083	13	10.00	9.716	1	40.00	36.832	6
304	WONG Keira	Club Aviva	10.00	9.100	6	9.50	7.300	26	10.00	8.200	23	9.70	8.350	25	39.20	32.950	25
355	OULDALI Soleia	Falcon Gymnastics	10.00	9.066	7	10.00	8.900	9	10.00	8.716	19	10.00	9.166	17	40.00	35.848	18
348	VAN HELLEMOND Shelbi	Glacier Gymnastics	10.00	9.050	8	10.00	9.066	6	10.00	9.383	4	10.00	9.400	14	40.00	36.899	5
283	BARNES Hannah	Vancouver Phoenix Gymnastics	10.00	8.983	9	10.00	8.733	17	10.00	9.500	1	10.00	9.600	3	40.00	36.816	7
350	YAMAKAWA Sienna	Splitz Gymnastics Centres	10.00	8.966	10	10.00	9.283	3	10.00	8.616	21	10.00	9.483	11	40.00	36.348	11
332	CHERRY Milana	Splitz Gymnastics Centres	10.00	8.933	11	10.00	8.733	17	10.00	8.916	17	10.00	9.500	10	40.00	36.082	15
309	LECHNER Kora	Delta Gymnastics Society	10.00	8.933	11	10.00	9.300	2	10.00	9.433	2	10.00	9.633	2	40.00	37.299	2
326	PATERSON Maren	Surrey Gymnastic Society	10.00	8.900	13	10.00	9.100	5	10.00	9.366	6	10.00	9.050	20	40.00	36.416	10



#	Athlete	Club	I			A			A			■			AA		
			D	Score	Rk	D	Score	Rk	D	Score	Rk	D	Score	Rk	D	Score	Rk
224	KWAN Allison	Delta Gymnastics Society	10.00	8.883	14	10.00	8.933	8	10.00	9.233	9	10.00	9.533	7	40.00	36.582	8
235	MAIORINO Annika	Vancouver Phoenix Gymnastics	10.00	8.883	14	10.00	8.900	9	10.00	9.383	4	10.00	9.150	18	40.00	36.316	12
312	THRALE Lauryn	Delta Gymnastics Society	10.00	8.866	16	10.00	8.866	13	10.00	8.783	18	10.00	9.483	11	40.00	35.998	17
252	MACHNAU Chloe	Flip City	10.00	8.766	17	10.00	8.700	20	10.00	9.166	10	10.00	9.533	7	40.00	36.165	14
367	LEPINE Tianna	Prince George Gymnastics	1.00	8.766	17	9.50	8.033	24	10.00	7.800	25	9.50	8.716	24	30.00	33.315	24
267	EXNER Eve	Flip City	10.00	8.700	19	10.00	9.033	7	10.00	9.366	6	10.00	9.483	11	40.00	36.582	8
261	COLGAN Elizabeth	Surrey Gymnastic Society	10.00	8.566	20	10.00	8.866	13	10.00	9.033	15	10.00	8.950	21	40.00	35.415	20
247	NENNINGER Carissa	Terrace Peaks Gymnastics Club	10.00	8.500	21	10.00	8.700	20	10.00	7.433	26	10.00	8.783	22	40.00	33.416	23
258	BELLMAN Eden	Glacier Gymnastics	10.00	8.466	22	10.00	9.133	4	10.00	9.083	13	10.00	9.566	6	40.00	36.248	13
277	KIRALY Gyongyi	Prince George Gymnastics	10.00	8.466	22	10.00	8.850	16	10.00	8.366	22	9.50	8.783	22	39.50	34.465	21
287	WILSON Jadea	Campbell River Springs	10.00	8.433	24	10.00	8.866	13	10.00	9.133	12	10.00	9.583	5	40.00	36.015	16
271	BROWN Gabriella	TAG Sports Centre	10.00	8.000	25	9.50	8.133	23	10.00	9.016	16	10.00	9.216	16	39.50	34.365	22
273	ECCLES Georgia	Balance Gymnastics	10.00	7.900	26	10.00	8.033	24	10.00	7.833	24	10.00	8.333	26	40.00	32.099	26

Generated Fri, 07 Apr 2017 11:47:57 -0700 in 0.004 seconds by kscore.ca