

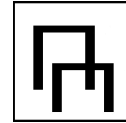



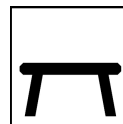
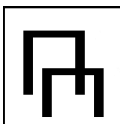




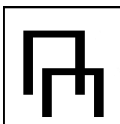
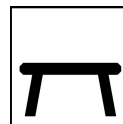


# 2017 BC Championships

April 7-9, Port Coquitlam  
JO 10 (02-05)



#	Athlete	Club	T			B			B			V			AA		
			D	Score	Rk	D	Score	Rk	D	Score	Rk	D	Score	Rk	D	Score	Rk
139	MARSHALL Anna	Flicka Gymnastics	9.50	8.783	6	10.00	9.050	1	9.80	8.900	2	9.80	8.475	11	39.10	35.208	1
153	CARVELL Jayne	Flicka Gymnastics	9.40	8.600	15	10.00	8.900	2	9.90	8.725	4	10.00	8.950	6	39.30	35.175	2
143	ZHONG Cathy	Langley Gymnastics Foundation	9.70	8.916	2	10.00	8.800	3	10.00	8.300	7	10.00	9.050	3	39.70	35.066	3
147	HONG Emilie	Langley Gymnastics Foundation	10.00	9.650	1	10.00	7.750	12	10.00	7.850	12	10.00	9.200	1	40.00	34.450	4
170	ANDERSON Sophie	Vancouver Phoenix Gymnastics	9.50	8.683	11	9.70	8.125	8	9.60	8.825	3	9.70	8.675	9	38.50	34.308	5
162	GOBLE Megan	TAG Sports Centre	9.50	8.666	12	9.90	8.600	5	9.70	8.400	6	9.60	8.600	10	38.70	34.266	6
138	GATES Angelique	Flicka Gymnastics	9.70	8.833	5	9.90	8.600	5	9.80	7.650	14	9.80	9.050	3	39.20	34.133	7
146	ROGERS Ella	Vancouver Phoenix Gymnastics	9.70	8.850	4	9.80	7.225	15	9.70	8.475	5	9.70	9.175	2	38.90	33.725	8
159	BEDARD Madisen	Flicka Gymnastics	9.50	8.883	3	9.80	8.050	9	9.70	8.225	8	9.70	8.250	13	38.70	33.408	9
156	GREENHALGH Kamryn	Okanagan Gymnastics Centre	9.50	8.700	10	9.70	8.725	4	9.60	7.175	18	9.60	8.425	12	38.40	33.025	10
142	GASPAR Brienna	Twisters Gymnastics Club	9.50	8.733	8	10.00	7.800	10	9.80	8.175	9	9.70	8.250	13	39.00	32.958	11
137	WILSON Alia	Prince George Gymnastics	9.50	8.783	6	9.70	8.300	7	9.80	7.525	16	9.70	8.175	16	38.70	32.783	12



#	Athlete	Club															
			D	Score	Rk	D	Score	Rk	D	Score	Rk	D	Score	Rk	D	Score	Rk
141	NADIN Bailee	Flicka Gymnastics	9.50	8.716	9	9.80	7.125	16	9.70	7.975	11	9.90	8.750	8	38.90	32.566	13
166	EDER Rhianne	TAG Sports Centre	8.20	7.550	19	9.00	6.875	18	10.00	9.000	1	9.60	8.850	7	36.80	32.275	14
167	FOURCHALK Samantha	Flicka Gymnastics	9.50	8.616	13	9.30	7.525	13	9.80	8.150	10	9.60	7.950	17	38.20	32.241	15
149	PAYN Frederique	Omega Gymnastics Academy	9.50	8.600	15	9.30	7.775	11	9.80	7.650	14	10.00	8.200	15	38.60	32.225	16
151	NOBEL Grace	TAG Sports Centre	9.50	8.616	13	8.70	6.550	19	9.10	7.350	17	10.00	9.000	5	37.30	31.516	17
150	BESELT Gabriela	Okanagan Gymnastics Centre	9.50	8.600	15	9.30	6.925	17	9.80	7.825	13	9.80	7.900	18	38.40	31.250	18
169	SYMES Shayla	Omega Gymnastics Academy	9.50	8.033	18	9.60	7.350	14	8.90	7.175	18	9.80	7.875	19	37.80	30.433	19

Generated Sun, 09 Apr 2017 14:51:12 -0700 in 0.003 seconds by [kscore.ca](http://kscore.ca)