









2017 BC Championships

April 7-9, Port Coquitlam
JO 10 (02-05)



| # | Athlete | Club | D | | | D | | | D | | | D | | | D | | |
|-----|-------------------|-------------------------------|-------|-------|----|-------|-------|----|-------|-------|----|-------|-------|----|-------|--------|----|
| | | | Score | Rk | | Score | Rk | | Score | Rk | | Score | Rk | | Score | Rk | |
| 139 | MARSHALL Anna | Flicka Gymnastics | 9.50 | 8.783 | 6 | 10.00 | 9.050 | 1 | 9.80 | 8.900 | 2 | 9.80 | 8.475 | 11 | 39.10 | 35.208 | 1 |
| 153 | CARVELL Jayne | Flicka Gymnastics | 9.40 | 8.600 | 15 | 10.00 | 8.900 | 2 | 9.90 | 8.725 | 4 | 10.00 | 8.950 | 6 | 39.30 | 35.175 | 2 |
| 143 | ZHONG Cathy | Langley Gymnastics Foundation | 9.70 | 8.916 | 2 | 10.00 | 8.800 | 3 | 10.00 | 8.300 | 7 | 10.00 | 9.050 | 3 | 39.70 | 35.066 | 3 |
| 156 | GREENHALGH Kamryn | Okanagan Gymnastics Centre | 9.50 | 8.700 | 10 | 9.70 | 8.725 | 4 | 9.60 | 7.175 | 18 | 9.60 | 8.425 | 12 | 38.40 | 33.025 | 10 |
| 162 | GOBLE Megan | TAG Sports Centre | 9.50 | 8.666 | 12 | 9.90 | 8.600 | 5 | 9.70 | 8.400 | 6 | 9.60 | 8.600 | 10 | 38.70 | 34.266 | 6 |
| 138 | GATES Angelique | Flicka Gymnastics | 9.70 | 8.833 | 5 | 9.90 | 8.600 | 5 | 9.80 | 7.650 | 14 | 9.80 | 9.050 | 3 | 39.20 | 34.133 | 7 |
| 137 | WILSON Alia | Prince George Gymnastics | 9.50 | 8.783 | 6 | 9.70 | 8.300 | 7 | 9.80 | 7.525 | 16 | 9.70 | 8.175 | 16 | 38.70 | 32.783 | 12 |
| 170 | ANDERSON Sophie | Vancouver Phoenix Gymnastics | 9.50 | 8.683 | 11 | 9.70 | 8.125 | 8 | 9.60 | 8.825 | 3 | 9.70 | 8.675 | 9 | 38.50 | 34.308 | 5 |
| 159 | BEDARD Madisen | Flicka Gymnastics | 9.50 | 8.883 | 3 | 9.80 | 8.050 | 9 | 9.70 | 8.225 | 8 | 9.70 | 8.250 | 13 | 38.70 | 33.408 | 9 |
| 142 | GASPAR Brienna | Twisters Gymnastics Club | 9.50 | 8.733 | 8 | 10.00 | 7.800 | 10 | 9.80 | 8.175 | 9 | 9.70 | 8.250 | 13 | 39.00 | 32.958 | 11 |
| 149 | PAYN Frederique | Omega Gymnastics Academy | 9.50 | 8.600 | 15 | 9.30 | 7.775 | 11 | 9.80 | 7.650 | 14 | 10.00 | 8.200 | 15 | 38.60 | 32.225 | 16 |
| 147 | HONG Emilie | Langley Gymnastics Foundation | 10.00 | 9.650 | 1 | 10.00 | 7.750 | 12 | 10.00 | 7.850 | 12 | 10.00 | 9.200 | 1 | 40.00 | 34.450 | 4 |



| # | Athlete | Club | I | | | II | | | III | | | IV | | | AA | | |
|-----|-----------------------|------------------------------------|------|-------|----|------|-------|----|-------|-------|----|-------|-------|----|-------|--------|----|
| | | | D | Score | Rk | D | Score | Rk | D | Score | Rk | D | Score | Rk | D | Score | Rk |
| 167 | FOURCHALK Samantha | Flicka Gymnastics | 9.50 | 8.616 | 13 | 9.30 | 7.525 | 13 | 9.80 | 8.150 | 10 | 9.60 | 7.950 | 17 | 38.20 | 32.241 | 15 |
| 169 | SYMES Shayla | Omega Gymnastics Academy | 9.50 | 8.033 | 18 | 9.60 | 7.350 | 14 | 8.90 | 7.175 | 18 | 9.80 | 7.875 | 19 | 37.80 | 30.433 | 19 |
| 146 | ROGERS Ella | Vancouver Phoenix Gymnastics | 9.70 | 8.850 | 4 | 9.80 | 7.225 | 15 | 9.70 | 8.475 | 5 | 9.70 | 9.175 | 2 | 38.90 | 33.725 | 8 |
| 141 | NADIN Bailee | Flicka Gymnastics | 9.50 | 8.716 | 9 | 9.80 | 7.125 | 16 | 9.70 | 7.975 | 11 | 9.90 | 8.750 | 8 | 38.90 | 32.566 | 13 |
| 150 | BESELT Gabriela | Okanagan Gymnastics Centre | 9.50 | 8.600 | 15 | 9.30 | 6.925 | 17 | 9.80 | 7.825 | 13 | 9.80 | 7.900 | 18 | 38.40 | 31.250 | 18 |
| 166 | EDER Rhianne | TAG Sports Centre | 8.20 | 7.550 | 19 | 9.00 | 6.875 | 18 | 10.00 | 9.000 | 1 | 9.60 | 8.850 | 7 | 36.80 | 32.275 | 14 |
| 151 | NOBEL Grace | TAG Sports Centre | 9.50 | 8.616 | 13 | 8.70 | 6.550 | 19 | 9.10 | 7.350 | 17 | 10.00 | 9.000 | 5 | 37.30 | 31.516 | 17 |

Generated Sun, 09 Apr 2017 14:50:36 -0700 in 0.003 seconds by kscore.ca