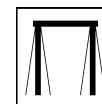
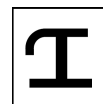
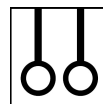



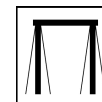

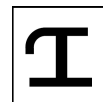
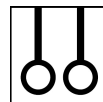



2017 BC Championships

April 7-9, Port Coquitlam
Level 2 U10



#	Athlete	Club	D			D			D			D			D			D			AA		
			Score	Rk	D	Score	Rk	D	Score	Rk	D	Score	Rk	D	Score	Rk	D	Score	Rk	D	Score	Rk	
1032	SAM-WENG Kingston	Flicka Gymnastics Club	10.00	9.150	2	10.00	9.250	8	10.00	9.150	3	10.00	9.250	7	10.00	9.300	3	10.00	8.350	11	60.00	54.450	1
1057	GONZALEZ Aiden	Langley Gymnastics Foundation	10.00	9.000	3	10.00	9.350	6	10.00	8.700	8	10.00	9.450	3	10.00	9.150	5	10.00	8.650	5	60.00	54.300	2
1060	THOMLINSON Parker	Langley Gymnastics Foundation	10.00	8.800	5	10.00	9.500	2	10.00	9.000	5	10.00	9.500	2	10.00	9.100	6	9.00	7.850	12	59.00	53.750	3
1128	SMITH Parker	TAG Sports Centre	10.00	9.250	1	10.00	9.300	7	10.00	7.800	17	10.00	8.900	16	10.00	9.350	2	10.00	8.900	3	60.00	53.500	4
1137	ANDRES Everett	Vancouver Phoenix Gymnastics	10.00	8.300	7	10.00	9.500	2	10.00	8.600	12	10.00	9.050	11	10.00	8.950	10	10.00	8.600	6	60.00	53.000	5
1034	JACKSON Josiah	Flicka Gymnastics Club	10.00	8.850	4	8.10	6.900	18	10.00	9.200	1	10.00	9.150	9	10.00	9.750	1	10.00	9.100	2	58.10	52.950	6
1127	CYR Jordan	TAG Sports Centre	10.00	8.300	7	10.00	8.400	14	10.00	9.200	1	10.00	8.950	14	10.00	9.200	4	10.00	8.750	4	60.00	52.800	7
1084	DELFI Brian	Delta Gymnastics Society	10.00	8.350	6	10.00	9.400	5	10.00	8.550	14	10.00	9.550	1	10.00	9.000	9	10.00	7.450	13	60.00	52.300	8
1139	CHRISTENSEN Markus	Vancouver Phoenix Gymnastics	10.00	6.800	16	10.00	9.750	1	10.00	8.900	6	10.00	9.000	13	10.00	8.900	11	10.00	8.600	6	60.00	51.950	9
1168	IKEDA Alec	Twisters Gymnastics Club	9.50	7.550	13	10.00	9.500	2	10.00	9.100	4	10.00	9.200	8	10.00	9.100	6	9.00	7.200	16	58.50	51.650	10



#	Athlete	Club	D	Score	Rk	D	Score	Rk	D	Score	Rk	D	Score	Rk	D	Score	Rk	D	Score	Rk			
1192	LOBAZNYUK Alexei	Flip City Gymnastics Club	10.00	8.250	9	10.00	9.100	10	10.00	8.400	15	10.00	8.750	18	10.00	8.350	15	10.00	8.450	10	60.00	51.300	11
1062	WRIGHT Will	Langley Gymnastics Foundation	10.00	7.900	11	10.00	9.250	8	10.00	8.650	10	10.00	9.300	6	10.00	8.600	13	9.00	7.050	17	59.00	50.750	12
1140	FUCHS Philipp	Vancouver Phoenix Gymnastics	8.80	6.150	18	10.00	9.100	10	10.00	8.600	12	10.00	9.100	10	10.00	9.100	6	10.00	8.550	8	58.80	50.600	13
1033	MORONEY Gavin	Flicka Gymnastics Club	10.00	7.900	11	10.00	7.150	17	10.00	8.650	10	10.00	9.350	5	10.00	6.900	19	10.00	9.250	1	60.00	49.200	14
1193	SHAW Darien	Flip City Gymnastics Club	10.00	8.050	10	6.80	5.450	19	10.00	8.850	7	10.00	9.400	4	10.00	8.800	12	10.00	8.550	8	56.80	49.100	15
1185	BONE Elliot	Okanagan Gymnastics Centre	9.10	5.400	19	10.00	9.100	10	10.00	8.700	8	10.00	9.050	11	10.00	8.500	14	10.00	7.300	14	59.10	48.050	16
1059	SCARBOROUGH Noah	Langley Gymnastics Foundation	9.30	7.350	14	10.00	8.200	15	10.00	7.850	16	10.00	8.850	17	10.00	7.600	18	10.00	7.300	14	59.30	47.150	17
1175	KLIEWER Jackson	Twisters Gymnastics Club	9.10	7.050	15	10.00	8.100	16	10.00	7.750	18	10.00	8.450	19	10.00	8.100	17	9.00	6.500	18	58.10	45.950	18
1181	VANDERWAL Levi	Twisters Gymnastics Club	9.60	6.500	17	10.00	8.650	13	9.00	6.950	19	10.00	8.950	14	10.00	8.150	16	9.00	5.800	19	57.60	45.000	19
1118	WATT Jacob	Selkirk Challengers Gymnastics Club	0.00	0.000	20	0.00	0.000	20	0.00	0.000	20	0.00	0.000	20	0.00	0.000	20	0.00	0.000	20	0.00	0.000	20

Generated Sun, 09 Apr 2017 17:30:47 -0700 in 0.004 seconds by kscore.ca