

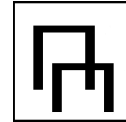



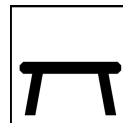
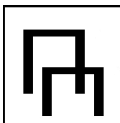


2017 BC Championships


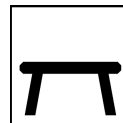
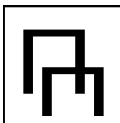
April 7-9, Port Coquitlam
JO 6 (03)


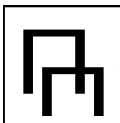
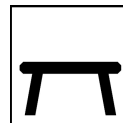




#	Athlete	Club	T			A			B			C			AA		
			D	Score	Rk	D	Score	Rk	D	Score	Rk	D	Score	Rk	D	Score	Rk
302	FIORDA Kayla	Vancouver Phoenix Gymnastics	10.00	9.366	1	10.00	9.183	1	10.00	9.433	1	10.00	9.150	5	40.00	37.132	1
613	GILMOUR Stephanie	Balance Gymnastics	10.00	9.200	2	10.00	8.233	18	10.00	8.300	24	10.00	8.783	15	40.00	34.516	16
297	NIXON Julia	FitKidz Gymnastics	10.00	9.150	3	10.00	8.433	14	10.00	9.183	6	10.00	8.966	8	40.00	35.732	5
295	HAVENS Jordan	Key City Gymnastics	10.00	9.150	3	9.90	9.166	2	10.00	8.850	16	10.00	9.100	7	39.90	36.266	2
343	CARSON Sarah	Duncan Dynamics Gymnastics Club	10.00	9.150	3	10.00	8.050	24	10.00	9.116	9	10.00	9.233	3	40.00	35.549	6
333	SILVEIRA Monaeya	Surrey Gymnastic Society	10.00	9.133	6	10.00	9.100	3	10.00	7.666	27	10.00	8.933	10	40.00	34.832	11
266	HARVEY Erin	Surrey Gymnastic Society	10.00	8.833	7	10.00	8.600	12	10.00	9.066	10	10.00	8.966	8	40.00	35.465	7
310	STEWART Kylie	Delta Gymnastics Society	10.00	8.816	8	9.90	8.550	13	10.00	8.783	17	10.00	8.850	12	39.90	34.999	10
243	MCLAREN Brooke	Kamloops Gymnastics Trampoline Centre	10.00	8.716	9	9.50	7.616	27	9.90	8.100	25	10.00	8.500	24	39.40	32.932	27
219	STETAR Abigayle	Nanaimo Gymnastics	10.00	8.683	10	10.00	8.116	21	10.00	9.216	4	10.00	8.816	14	40.00	34.831	13
288	LEIDAL Jasmine	Key City Gymnastics	10.00	8.616	11	9.90	8.750	9	10.00	8.566	19	10.00	8.350	25	39.90	34.282	21



#	Athlete	Club	D			D			D			D			D		
			Score	Rk		Score	Rk		Score	Rk		Score	Rk		Score	Rk	
268	NORMAND Farrah	Prince George Gymnastics	10.00	8.616	11	10.00	8.733	10	10.00	8.483	22	10.00	8.566	21	40.00	34.398	19
307	PLANEDIN Kiah	FitKidz Gymnastics	10.00	8.616	11	10.00	8.133	20	10.00	9.183	6	10.00	8.666	17	40.00	34.598	14
299	MUIR Kaitlyn	Prince George Gymnastics	10.00	8.616	11	10.00	8.766	8	10.00	8.550	20	10.00	8.666	17	40.00	34.598	14
294	KARR Jessika	Langley Gymnastics Foundation	10.00	8.566	15	10.00	8.633	11	10.00	8.650	18	10.00	8.633	20	40.00	34.482	17
335	BASSOT Mya	FitKidz Gymnastics	10.00	8.533	16	10.00	8.333	17	10.00	9.016	12	10.00	8.533	22	40.00	34.415	18
365	JUNIPER Tessa	Whistler Gymnastics	10.00	8.533	16	10.00	8.916	6	10.00	8.900	15	10.00	8.666	17	40.00	35.015	9
340	MASSEY Rachel	Prince George Gymnastics	10.00	8.516	18	9.50	7.800	26	10.00	8.433	23	10.00	8.533	22	39.50	33.282	24
368	WRIGHT Tihanna	Nanaimo Gymnastics	10.00	8.516	18	10.00	8.416	16	10.00	9.050	11	10.00	9.216	4	40.00	35.198	8
349	OSTERMAN Sheridan	Port Alberni Gymnastics Academy	10.00	8.483	20	10.00	8.083	23	10.00	8.950	13	10.00	9.316	1	40.00	34.832	11
223	HUDOLIN Alissa	Flip City	10.00	8.466	21	10.00	9.000	4	10.00	9.200	5	10.00	9.266	2	40.00	35.932	3
320	JENNINGS Madison	Kimberley Gymnastics	10.00	8.350	22	9.40	8.166	19	10.00	8.950	13	10.00	8.833	13	39.40	34.299	20
234	PROHASKA Anna	Whistler Gymnastics	10.00	8.333	23	10.00	8.950	5	10.00	9.350	3	10.00	9.150	5	40.00	35.783	4
242	WOOD Bella	Kamloops Gymnastics Trampoline Centre	10.00	8.283	24	10.00	8.433	14	10.00	8.533	21	10.00	7.850	29	40.00	33.099	26



#	Athlete	Club															
			D	Score	Rk	D	Score	Rk	D	Score	Rk	D	Score	Rk	D	Score	Rk
607	SANDERSON Leah	Nanaimo Gymnastics	10.00	8.266	25	10.00	8.100	22	10.00	9.133	8	10.00	8.733	16	40.00	34.232	22
317	LAPRATT Machaylia	Kamloops Gymnastics Trampoline Centre	10.00	8.183	26	10.00	6.783	29	10.00	7.233	28	10.00	7.916	28	40.00	30.115	29
351	CALDWELL Sierra	Kamloops Gymnastics Trampoline Centre	10.00	8.183	26	10.00	8.800	7	10.00	7.900	26	10.00	8.333	26	40.00	33.216	25
1196	CHIPUIK Dae- lynn	Momentum	10.00	8.150	28	10.00	7.916	25	9.50	7.066	29	9.50	8.033	27	39.00	31.165	28
249	MACKEIL Cheyenne	Duncan Dynamics Gymnastics Club	10.00	8.000	29	9.50	7.583	28	10.00	9.416	2	10.00	8.900	11	39.50	33.899	23

Generated Fri, 07 Apr 2017 15:57:22 -0700 in 0.004 seconds by kscore.ca