

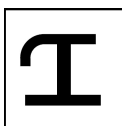







# 2017 BC Championships


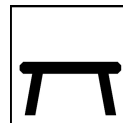

April 7-9, Port Coquitlam  
JO 6 (05)



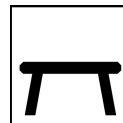




#	Athlete	Club	I			A			T			■			AA		
			D	Score	Rk	D	Score	Rk	D	Score	Rk	D	Score	Rk	D	Score	Rk
218	MAJESKI Abby	Glacier Gymnastics	10.00	8.533	14	9.90	9.250	1	10.00	9.400	1	10.00	8.833	15	39.90	36.016	6
238	PANKO-DOOL Aurora	Glacier Gymnastics	10.00	8.800	7	10.00	9.183	2	10.00	8.566	20	10.00	8.716	18	40.00	35.265	9
322	WILLIER Madison	Prince George Gymnastics	10.00	8.433	15	10.00	9.083	3	10.00	9.316	3	10.00	9.266	4	40.00	36.098	4
240	LAPPIN Ava	Delta Gymnastics Society	10.00	9.000	4	10.00	8.983	4	10.00	9.166	4	10.00	9.166	5	40.00	36.315	2
275	GRANNARY Grace	Delta Gymnastics Society	10.00	9.016	3	10.00	8.966	5	10.00	9.333	2	10.00	9.666	1	40.00	36.981	1
354	MCRAE Solana	Kimberley Gymnastics	10.00	8.783	9	9.90	8.966	5	9.40	7.566	25	10.00	9.316	2	39.30	34.631	14
337	BEZAIRE Olivia	Glacier Gymnastics	10.00	9.050	2	10.00	8.933	7	10.00	8.916	12	10.00	9.133	8	40.00	36.032	5
245	ANGST Caelyn	TAG Sports Centre	10.00	9.250	1	10.00	8.933	7	10.00	9.050	8	10.00	9.066	10	40.00	36.299	3
241	VINCENT Aylan	Nanaimo Gymnastics	10.00	8.800	7	10.00	8.850	9	10.00	9.050	8	10.00	9.316	2	40.00	36.016	6
341	LIMBERT Rachel	Selkirk Challengers Gymnastics Club	10.00	8.283	18	10.00	8.816	10	10.00	8.566	20	10.00	8.850	14	40.00	34.515	15
364	COUSINEAU Tea	Whistler Gymnastics	0.00	0.000	26	10.00	8.750	11	0.00	0.000	26	0.00	0.000	26	10.00	8.750	26
314	LINNEN Lily	Glacier Gymnastics	10.00	8.183	22	10.00	8.683	12	10.00	8.666	17	10.00	9.150	6	40.00	34.682	13



#	Athlete	Club	D			D			D			D			D		
			Score	Rk		Score	Rk		Score	Rk		Score	Rk		Score	Rk	
263	BLANDIN Elley	Duncan Dynamics Gymnastics Club	10.00	8.683	11	10.00	8.683	12	10.00	8.783	15	10.00	9.050	11	40.00	35.199	10
360	SAVIDENT Tanna	Prince George Gymnastics	10.00	8.216	21	10.00	8.666	14	10.00	8.533	22	9.50	8.033	25	39.50	33.448	23
257	SOARES Delaney	Prince George Gymnastics	10.00	7.966	25	10.00	8.583	15	10.00	8.466	23	10.00	8.166	24	40.00	33.181	24
289	FITZMAURICE Jemma	Kamloops Gymnastics Trampoline Centre	10.00	8.733	10	10.00	8.550	16	10.00	8.583	19	10.00	9.100	9	40.00	34.966	11
347	FOSTER Shayla	Flip City	10.00	8.266	19	10.00	8.450	17	10.00	8.600	18	10.00	8.766	17	40.00	34.082	16
248	CALVERT Charli	North Valley Gymnastics	10.00	8.233	20	10.00	8.333	18	10.00	8.783	15	10.00	8.300	23	40.00	33.649	21
230	VAZQUEZ-VELA Andrea	Whistler Gymnastics	10.00	8.983	5	9.50	8.233	19	10.00	9.066	7	10.00	9.050	11	39.50	35.332	8
362	PAQUETTE- PARKER Taylor	Chimo Gymnastics	10.00	8.583	12	10.00	8.133	20	10.00	8.950	11	10.00	9.050	11	40.00	34.716	12
270	COLLINS Gabbi	Whistler Gymnastics	10.00	8.133	23	10.00	7.966	21	10.00	8.883	14	10.00	8.633	21	40.00	33.615	22
280	KOVACIC Halle	Key City Gymnastics	10.00	8.366	16	9.50	7.933	22	10.00	9.000	10	10.00	8.666	20	39.50	33.965	19
606	BELYEA Madison	Powell River Gymnastics	10.00	8.550	13	9.20	7.666	23	10.00	8.900	13	10.00	8.783	16	39.20	33.899	20
357	CHERNYKH Sophie	Duncan Dynamics Gymnastics Club	10.00	8.333	17	9.20	7.483	24	10.00	9.100	5	10.00	9.150	6	39.20	34.066	17
359	FIRTH Sophie	Whistler Gymnastics	10.00	8.116	24	9.50	7.366	25	9.50	8.100	24	10.00	8.566	22	39.00	32.148	25



#	Athlete	Club															
			D	Score	Rk	D	Score	Rk	D	Score	Rk	D	Score	Rk	D	Score	Rk
231	VAN HORNE Andria	Kitimat Dynamics Gymnastics Club	10.00	8.916	6	9.20	7.333	26	10.00	9.083	6	10.00	8.716	18	39.20	34.048	18

Generated Fri, 07 Apr 2017 16:02:16 -0700 in 0.004 seconds by [kscore.ca](http://kscore.ca)