

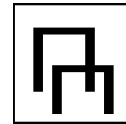



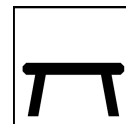
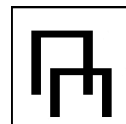



2017 BC Championships



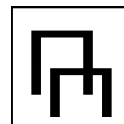

April 7-9, Port Coquitlam
JO 6 (99-02)


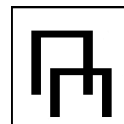





#	Athlete	Club	T			B			B			F			AA		
			D	Score	Rk	D	Score	Rk	D	Score	Rk	D	Score	Rk	D	Score	Rk
336	ZIETLOW Nicole	Flip City	10.00	9.133	3	10.00	9.083	2	9.90	8.866	9	10.00	9.366	2	39.90	36.448	1
306	LONGEAU Kelsey	Wings Gymnastics	10.00	9.316	1	10.00	8.600	10	10.00	9.100	2	10.00	9.116	11	40.00	36.132	2
253	MASSIER Claire	Kimberley Gymnastics	10.00	8.733	11	10.00	8.616	8	10.00	9.033	6	10.00	9.400	1	40.00	35.782	3
260	GREEN Elise	Nanaimo Gymnastics	10.00	8.666	16	10.00	9.000	3	10.00	9.066	5	9.50	8.950	23	39.50	35.682	4
281	PIDDOCKE Hanna	Prince George Gymnastics	10.00	8.450	22	10.00	9.100	1	10.00	8.950	7	10.00	9.150	8	40.00	35.650	5
339	DUNLEY-OWEN Olivia	FitKidz Gymnastics	10.00	9.033	5	10.00	8.266	13	10.00	9.183	1	10.00	9.066	15	40.00	35.548	6
233	MACKAY Anika	Balance Gymnastics	10.00	8.700	13	10.00	8.700	6	10.00	8.650	14	10.00	9.150	8	40.00	35.200	7
282	BROWN Hannah	Quesnel Technics Gymnastics	10.00	9.150	2	9.90	8.116	14	10.00	8.533	17	10.00	9.366	2	39.90	35.165	8
276	MCCRORY Gwen	Glacier Gymnastics	10.00	8.466	21	10.00	8.383	11	10.00	9.100	2	10.00	9.133	10	40.00	35.082	9
298	KALIN Julia	North Valley Gymnastics	10.00	8.683	15	10.00	8.733	5	10.00	8.533	17	10.00	9.066	15	40.00	35.015	10
344	LEE Sarah	Omega Gymnastics Academy	10.00	8.800	8	10.00	8.616	8	9.90	8.316	23	10.00	9.283	5	39.90	35.015	10



#	Athlete	Club	I			II			III			IV			AA		
			D	Score	Rk	D	Score	Rk	D	Score	Rk	D	Score	Rk	D	Score	Rk
315	GARTHE Lily	Selkirk Challengers Gymnastics Club	10.00	9.083	4	9.50	8.050	16	9.90	8.666	13	10.00	9.200	6	39.40	34.999	12
323	HALLIDAY Madison	Key City Gymnastics	10.00	8.716	12	9.50	7.950	17	10.00	8.883	8	10.00	9.333	4	39.50	34.882	13
328	POWERS McKenna	North Peace Gymnastics Association	10.00	8.766	9	10.00	8.666	7	9.50	7.666	28	10.00	9.200	6	39.50	34.298	14
236	TANNER Ashley	Flip City	10.00	8.483	20	10.00	8.350	12	10.00	8.283	24	10.00	9.083	14	40.00	34.199	15
352	MCMURDO Sierra	Flip City	10.00	8.916	6	9.20	7.666	21	10.00	8.516	20	10.00	9.100	12	39.20	34.198	16
232	FLORO Angelina	TAG Sports Centre	10.00	8.366	24	10.00	8.066	15	10.00	8.633	15	10.00	9.033	19	40.00	34.098	17
269	OUWEHAND-MINCHIN Ferron	Kitimat Dynamics Gymnastics Club	10.00	8.400	23	10.00	8.783	4	10.00	7.866	27	10.00	9.016	20	40.00	34.065	18
259	CLARK Elisa	Glacier Gymnastics	10.00	8.533	18	9.50	7.366	25	10.00	9.100	2	10.00	8.966	22	39.50	33.965	19
291	VEENSTRA Jenna	Smithers Saltos	10.00	8.700	13	8.70	7.583	23	10.00	8.800	11	9.50	8.516	28	38.20	33.599	20
361	KERR Tara	Smithers Saltos	10.00	8.750	10	9.20	7.716	19	10.00	8.116	25	10.00	9.000	21	39.20	33.582	21
331	MAJESKI Mercedes	Glacier Gymnastics	10.00	8.866	7	9.40	7.100	26	10.00	8.466	21	10.00	9.050	18	39.40	33.482	22
254	BEXDAN Claire	Wings Gymnastics	10.00	8.650	17	10.00	7.700	20	10.00	7.983	26	10.00	9.066	15	40.00	33.399	23
228	SOL Amy	North Valley Gymnastics	10.00	8.016	28	10.00	7.733	18	10.00	8.416	22	10.00	9.100	12	40.00	33.265	24
330	NEWBERY Meghan	Smithers Saltos	10.00	8.533	18	9.20	7.416	24	10.00	8.600	16	9.50	8.566	27	38.70	33.115	25



#	Athlete	Club															
			D	Score	Rk	D	Score	Rk	D	Score	Rk	D	Score	Rk	D	Score	Rk
321	BOOMHOWER Madison	Prince George Gymnastics	10.00	7.933	29	9.50	7.616	22	10.00	8.833	10	10.00	8.616	26	39.50	32.998	26
256	OLSEN Danielle	Flip City	10.00	8.250	26	9.90	7.033	27	10.00	8.533	17	9.50	8.716	25	39.40	32.532	27
265	EGGERT Emma	North Valley Gymnastics	10.00	8.283	25	10.00	6.950	28	9.50	7.433	29	10.00	8.833	24	39.50	31.499	28
346	FAIRSERVICE Shannon	Prince George Gymnastics	10.00	8.166	27	8.70	6.500	29	10.00	8.700	12	9.50	8.116	29	38.20	31.482	29
274	RIMAR Gina	Wings Gymnastics	0.00	0.000	30	0.00	0.000	30	0.00	0.000	30	0.00	0.000	30	0.00	0.000	30

Generated Fri, 07 Apr 2017 18:34:37 -0700 in 0.004 seconds by kscore.ca