

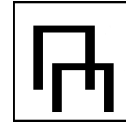



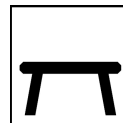
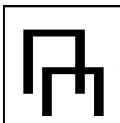


# 2017 BC Championships

April 7-9, Port Coquitlam  
JO 7 (06-08)



#	Athlete	Club	T			V			B			AA					
			D	Score	Rk	D	Score	Rk	D	Score	Rk	D	Score	Rk			
410	STEWART Georgia	Vancouver Phoenix Gymnastics	10.00	9.433	1	10.00	8.733	16	10.00	9.366	1	10.00	9.500	4	40.00	37.032	1
411	SOMMER Hannah	Campbell River Springs	10.00	9.416	2	10.00	9.233	5	10.00	8.433	14	10.00	9.550	2	40.00	36.632	4
432	ROBERTSON Lauren	Twisters Gymnastics Club	10.00	9.400	3	10.00	9.316	3	10.00	9.033	4	10.00	9.150	14	40.00	36.899	3
420	LOOCK Jordan	Campbell River Springs	10.00	9.283	4	10.00	8.750	15	10.00	8.233	18	10.00	9.200	10	40.00	35.466	12
464	SAENI-WHITTRED Sarah	Flicka Gymnastics	10.00	9.266	5	10.00	8.933	10	10.00	8.683	10	10.00	9.183	13	40.00	36.065	8
414	PRICE Hope	Langley Gymnastics Foundation	10.00	9.200	6	10.00	9.516	1	10.00	8.933	6	10.00	9.283	7	40.00	36.932	2
441	AUXI Mataya	Prince George Gymnastics	10.00	9.100	7	10.00	8.633	17	9.50	8.466	13	10.00	9.050	18	39.50	35.249	13
439	BULAT Malia	Wayland Sports (Richmond) Ltd.	10.00	9.050	8	10.00	7.516	23	9.50	8.116	21	10.00	9.150	14	39.50	33.832	20
452	CHUNG Nya	TAG Sports Centre	10.00	8.983	9	10.00	9.100	7	10.00	8.400	15	10.00	9.516	3	40.00	35.999	9
391	CARSTENSEN Caitlyn	Twisters Gymnastics Club	10.00	8.966	10	10.00	7.316	24	10.00	8.166	20	10.00	9.200	10	40.00	33.648	22



#	Athlete	Club	D	Score	Rk	D	Score	Rk	D	Score	Rk	D	Score	Rk	D	Score	Rk
396	TROTMAN Charlotte	Langley Gymnastics Foundation	10.00	8.950	11	10.00	9.383	2	10.00	8.333	17	10.00	9.416	6	40.00	36.082	7
428	FAST Kennedy	Twisters Gymnastics Club	10.00	8.933	12	10.00	8.866	13	10.00	9.266	2	10.00	9.266	9	40.00	36.331	5
374	HILDEBRAND Amber	Langley Gymnastics Foundation	10.00	8.916	13	10.00	8.783	14	8.60	7.266	23	10.00	9.066	17	38.60	34.031	19
431	ZADRA Lauren	Flicka Gymnastics	4.00	8.916	13	10.00	8.600	18	9.50	8.383	16	10.00	9.200	10	33.50	35.099	15
467	STOBBE Sierra	Twisters Gymnastics Club	10.00	8.883	15	10.00	9.016	8	10.00	8.966	5	10.00	9.466	5	40.00	36.331	5
379	CHUKA Ashley	Langley Gymnastics Foundation	10.00	8.866	16	10.00	9.250	4	10.00	8.550	11	10.00	8.383	23	40.00	35.049	17
447	VANDEN-ELSEN Mylah	Nanaimo Gymnastics	10.00	8.850	17	8.70	7.600	22	10.00	8.766	8	10.00	9.600	1	38.70	34.816	18
468	SLIPEC Solaya	Langley Gymnastics Foundation	10.00	8.800	18	10.00	8.250	19	10.00	8.766	8	10.00	9.283	7	40.00	35.099	15
449	GORDON Nevaeh	Langley Gymnastics Foundation	10.00	8.783	19	10.00	9.166	6	10.00	8.833	7	10.00	9.000	19	40.00	35.782	10
421	GLOWACKI Julianne	Flicka Gymnastics	10.00	8.783	19	10.00	8.966	9	10.00	8.500	12	10.00	9.000	19	40.00	35.249	13
382	TAYLOR Avery	Flicka Gymnastics	10.00	8.716	21	10.00	7.750	20	9.50	8.183	19	10.00	9.083	16	39.50	33.732	21
462	DONALD Rolanda	Twisters Gymnastics Club	10.00	8.633	22	10.00	8.900	11	10.00	9.183	3	9.50	8.916	21	39.50	35.632	11
453	KOENIG Olivia	Flicka Gymnastics	10.00	8.450	23	9.50	7.750	20	9.50	7.916	22	10.00	8.316	24	39.00	32.432	24
460	KNOPP Reagan	Langley Gymnastics Foundation	10.00	8.283	24	10.00	8.900	11	9.20	7.200	24	10.00	8.550	22	39.20	32.933	23

Generated Fri, 07 Apr 2017 18:35:43 -0700 in 0.004 seconds by [kscore.ca](http://kscore.ca)