










2017 BC Championships

April 7-9, Port Coquitlam
JO 7 (99-02)



#	Athlete	Club	T			V			B			BE			AA		
			D	Score	Rk	D	Score	Rk	D	Score	Rk	D	Score	Rk	D	Score	Rk
471	KRISTMANSON Taylor	TAG Sports Centre	10.00	8.816	21	10.00	9.050	1	10.00	9.233	1	10.00	9.050	12	40.00	36.149	1
426	FAERGE Katie	Whistler Gymnastics	10.00	8.750	23	10.00	8.933	2	10.00	8.966	2	10.00	8.933	16	40.00	35.582	2
433	SOLOMONS Leonie	Falcon Gymnastics	10.00	8.833	19	10.00	8.916	3	9.50	7.233	22	10.00	8.600	20	39.50	33.582	16
443	STRATH Mckenzie	TAG Sports Centre	10.00	9.033	14	10.00	8.666	4	10.00	8.333	10	10.00	9.050	12	40.00	35.082	6
405	MACKAY Emily	Okanagan Gymnastics Centre	0.00	0.000	26	10.00	8.516	5	0.00	0.000	26	8.80	8.100	26	18.80	16.616	26
465	TOBIN Sarah	Delta Gymnastics Society	10.00	9.083	13	10.00	8.333	6	10.00	8.750	5	10.00	9.133	10	40.00	35.299	3
407	DOUCETTE Emma	North Valley Gymnastics	10.00	9.233	9	9.50	8.300	7	9.40	7.583	18	10.00	9.166	8	38.90	34.282	10
395	BIRNEY Chantal	Flip City	10.00	9.116	11	9.50	8.250	8	9.40	8.150	13	10.00	9.266	6	38.90	34.782	7
380	DOUCETTE Autumn	North Valley Gymnastics	10.00	9.200	10	9.50	8.233	9	10.00	8.200	12	10.00	9.450	3	39.50	35.083	5
385	RAPANOS Brianna	Nanaimo Gymnastics	10.00	9.400	1	9.50	8.116	10	9.40	7.600	17	9.50	8.550	22	38.40	33.666	15
444	BUTCHER Mia	Falcon Gymnastics	10.00	8.816	21	10.00	8.050	11	9.00	6.533	23	10.00	8.800	18	39.00	32.199	22
417	BEDELL Jenna	Key City Gymnastics	10.00	9.316	4	9.50	8.000	12	9.50	6.133	25	10.00	9.533	1	39.00	32.982	20



#	Athlete	Club	D			D			D			D			D		
			Score	Rk		Score	Rk		Score	Rk		Score	Rk		Score	Rk	
383	SPIERINGS Ayva	Whistler Gymnastics	10.00	8.650	24	9.50	8.000	12	10.00	8.950	3	10.00	8.566	21	39.50	34.166	12
434	TAYLOR Lily	Glacier Gymnastics	10.00	8.833	19	9.50	8.000	12	9.10	7.250	21	10.00	9.150	9	38.60	33.233	17
454	KELLY Olivia	Glacier Gymnastics	10.00	9.283	8	9.50	7.966	15	10.00	8.700	6	9.70	8.333	25	39.20	34.282	10
440	FISH Martina	Kamloops Gymnastics Trampoline Centre	10.00	8.850	17	9.50	7.866	16	10.00	8.650	7	10.00	9.133	10	39.50	34.499	9
450	LARSON Nicole	Nanaimo Gymnastics	10.00	9.350	3	9.50	7.800	17	9.50	8.150	13	10.00	9.450	3	39.00	34.750	8
393	BURNS Carmen	Smithers Saltos	10.00	9.316	4	9.50	7.766	18	9.50	6.450	24	10.00	8.666	19	39.00	32.198	23
472	BAILEY Trystinna	Duncan Dynamics Gymnastics Club	10.00	9.300	6	9.50	7.600	19	10.00	8.850	4	10.00	9.350	5	39.50	35.100	4
401	LONG Dallyn	Prince George Gymnastics	10.00	9.300	6	9.00	7.500	20	10.00	8.516	8	10.00	8.550	22	39.00	33.866	14
466	RIORDAN Sienna	TAG Sports Centre	10.00	8.316	25	9.50	7.400	21	10.00	7.450	19	10.00	8.366	24	39.50	31.532	25
419	REILLY Jordan	Falcon Gymnastics	10.00	9.366	2	9.50	7.400	21	9.50	8.133	15	10.00	9.016	15	39.00	33.915	13
459	ZUCCARO Rachel	Nanaimo Gymnastics	10.00	9.116	11	8.70	7.150	23	9.40	7.283	20	10.00	9.500	2	38.10	33.049	19
458	BURNS Pyper	Smithers Saltos	10.00	8.850	17	9.00	7.100	24	9.50	8.233	11	10.00	8.900	17	38.50	33.083	18
372	MISKULIN Allie	Key City Gymnastics	10.00	8.900	16	9.50	6.950	25	9.50	7.750	16	10.00	9.250	7	39.00	32.850	21
399	KLINE Christine	Quesnel Technics Gymnastics	10.00	8.916	15	8.70	5.316	26	10.00	8.350	9	10.00	9.050	12	38.70	31.632	24

Generated Fri, 07 Apr 2017 20:59:17 -0700 in 0.004 seconds by kscore.ca