

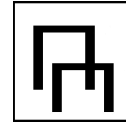




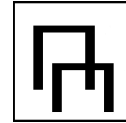



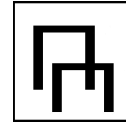



2017 BC Championships

April 7-9, Port Coquitlam
JO 7 (03)



#	Athlete	Club	T			V			B			BE			AA		
			D	Score	Rk	D	Score	Rk	D	Score	Rk	D	Score	Rk	D	Score	Rk
463	NELSON Rylee	Key City Gymnastics	10.00	9.233	1	9.50	7.966	11	9.20	8.233	9	10.00	8.950	12	38.70	34.382	11
422	POSTILL Kamryn	Flicka Gymnastics	10.00	9.216	2	10.00	8.400	9	10.00	8.833	2	10.00	9.450	5	40.00	35.899	1
469	RYZNAR Sophia	Flicka Gymnastics	10.00	9.200	3	10.00	9.066	4	9.50	7.500	19	10.00	8.516	22	39.50	34.282	12
427	OBERG Kaylee	Prince George Gymnastics	10.00	9.183	4	10.00	8.816	5	9.50	7.500	19	10.00	8.700	17	39.50	34.199	13
403	HOKO Emery	Kimberley Gymnastics	10.00	9.100	5	10.00	8.816	5	9.30	7.733	17	10.00	9.466	4	39.30	35.115	5
404	SIMAO Emily	Langley Gymnastics Foundation	10.00	9.050	6	9.50	6.450	22	9.50	7.216	22	10.00	8.700	17	39.00	31.416	22
376	MOUSSEAU Ana	Kimberley Gymnastics	10.00	9.033	7	9.50	7.966	11	10.00	8.283	8	10.00	9.266	6	39.50	34.548	8
390	ASHBY Brooklyn	North Valley Gymnastics	10.00	8.983	8	9.50	7.566	18	10.00	8.000	14	10.00	9.650	1	39.50	34.199	13
430	LANCASTER Laryssa	Richmond Gymnastics	10.00	8.950	9	9.50	7.516	20	10.00	8.883	1	10.00	9.050	10	39.50	34.399	10
386	MCLEAN Bridget	Balance Gymnastics	10.00	8.933	10	9.50	7.833	16	9.40	8.166	13	10.00	9.000	11	38.90	33.932	15
455	WOURNELL Paige	Wings Gymnastics	10.00	8.916	11	9.50	8.333	10	9.50	8.200	11	10.00	9.516	3	39.00	34.965	7
406	WOLFE Emma	Chimo Gymnastics	10.00	8.916	11	9.50	7.883	15	9.50	8.233	9	10.00	8.650	20	39.00	33.682	16



#	Athlete	Club															
			D	Score	Rk	D	Score	Rk	D	Score	Rk	D	Score	Rk	D	Score	Rk
424	BOYLAN Karli	Nanaimo Gymnastics	10.00	8.866	13	10.00	9.366	1	10.00	8.300	7	10.00	9.133	9	40.00	35.665	2
384	THOMPSON Bianca	Quesnel Technics Gymnastics	10.00	8.866	13	10.00	8.716	7	10.00	8.733	4	10.00	8.800	14	40.00	35.115	5
425	MUELLER Katarina	Richmond Gymnastics	10.00	8.816	15	9.50	7.533	19	9.50	7.900	15	10.00	8.650	20	39.00	32.899	17
388	TOPOLOVEC Brooke	Kamloops Gymnastics Trampoline Centre	10.00	8.783	16	9.50	7.666	17	9.50	8.450	6	10.00	9.566	2	39.00	34.465	9
415	JACOBS Jade	Prince George Gymnastics	10.00	8.633	17	10.00	9.133	2	10.00	8.533	5	10.00	9.266	6	40.00	35.565	4
435	CARROLL Mackenzie	Okanagan Gymnastics Centre	10.00	8.616	18	10.00	9.083	3	10.00	8.750	3	10.00	9.150	8	40.00	35.599	3
398	MACUS Chloe	Kamloops Gymnastics Trampoline Centre	10.00	8.450	19	9.50	7.966	11	9.40	7.550	18	10.00	8.666	19	38.90	32.632	20
375	UEHARA Amy	Balance Gymnastics	10.00	8.183	20	9.50	7.433	21	9.50	8.200	11	10.00	8.750	15	39.00	32.566	21
470	BOWDEN Taylor	Okanagan Gymnastics Centre	10.00	8.050	21	10.00	7.950	14	9.50	7.900	15	10.00	8.750	15	39.50	32.650	19
408	DI GIROLAMO Gabriella	TAG Sports Centre	10.00	7.983	22	10.00	8.600	8	9.50	7.383	21	10.00	8.850	13	39.50	32.816	18

Generated Fri, 07 Apr 2017 20:57:34 -0700 in 0.003 seconds by kscore.ca