

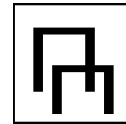






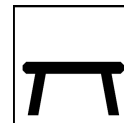
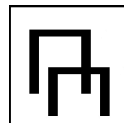

2017 BC Championships


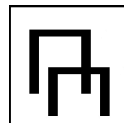
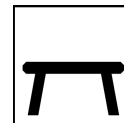


April 7-9, Port Coquitlam

JO 8 (02)



#	Athlete	Club	T			B			B			F			AA		
			D	Score	Rk	D	Score	Rk	D	Score	Rk	D	Score	Rk	D	Score	Rk
514	PENNA Isa	Key City Gymnastics	10.00	9.066	2	9.50	8.750	1	10.00	8.883	2	10.00	9.233	1	39.50	35.932	1
526	MACGREGOR Krista	Club Aviva	9.80	8.900	3	10.00	8.500	3	9.70	8.733	5	10.00	8.950	4	39.50	35.083	2
538	CZERNIAKOWSKI Nicole	Langley Gymnastics Foundation	9.00	8.133	11	9.50	8.166	4	10.00	8.766	4	10.00	8.766	8	38.50	33.831	3
478	CANNON Alexa	Surrey Gymnastic Society	9.80	9.400	1	9.20	6.850	9	10.00	8.566	8	10.00	8.833	6	39.00	33.649	4
549	TAKAGI Sara	Vancouver Phoenix Gymnastics	10.00	8.466	5	10.00	7.300	6	9.50	8.733	5	10.00	9.133	2	39.50	33.632	5
543	PHAM Rachel	Delta Gymnastics Society	9.50	8.733	4	10.00	6.433	10	10.00	9.233	1	10.00	9.083	3	39.50	33.482	6
494	TO Corris	Flip City	9.50	8.466	5	9.20	7.216	7	10.00	8.616	7	10.00	8.950	4	38.70	33.248	7
504	WOODWARD Eva	Surrey Gymnastic Society	9.40	8.166	8	9.20	7.933	5	10.00	8.350	10	10.00	8.666	9	38.60	33.115	8
509	DRIVER Grace	Okanagan Gymnastics Centre	9.80	8.166	8	9.40	7.216	7	10.00	7.883	11	10.00	8.833	6	39.20	32.098	9
490	FOREMAN Callie	Delta Gymnastics Society	9.50	8.266	7	8.60	5.566	12	10.00	8.800	3	10.00	8.200	11	38.10	30.832	10



#	Athlete	Club															
			D	Score	Rk	D	Score	Rk	D	Score	Rk	D	Score	Rk	D	Score	Rk
493	STRAIN Christine	Kamloops Gymnastics Trampoline Centre	9.00	8.166	8	9.70	5.733	11	9.50	7.216	12	10.00	8.500	10	38.20	29.615	11
528	BORTHWICK Lexie	Splitz Gymnastics Centres	0.00	0.000	12	9.50	8.516	2	10.00	8.483	9	0.00	0.000	12	19.50	16.999	12

Generated Sat, 08 Apr 2017 12:13:12 -0700 in 0.002 seconds by kscore.ca