
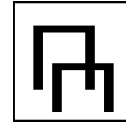



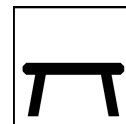
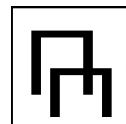



# 2017 BC Championships


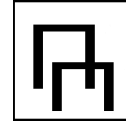

April 7-9, Port Coquitlam  
JO 8 (04-07)


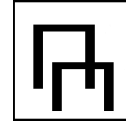





#	Athlete	Club	T			V			B			F			AA		
			D	Score	Rk	D	Score	Rk	D	Score	Rk	D	Score	Rk	D	Score	Rk
489	STOBBE Brooklyn	Duncan Dynamics Gymnastics Club	9.80	8.700	10	10.00	8.300	21	10.00	9.300	2	10.00	9.333	1	39.80	35.633	6
501	GERAGHTY Emily	Vancouver Phoenix Gymnastics	10.00	9.333	1	10.00	8.316	20	10.00	8.950	10	10.00	9.283	2	40.00	35.882	4
510	HETTINGA Grace	Delta Gymnastics Society	9.00	8.316	20	10.00	9.033	8	10.00	8.883	12	10.00	9.250	3	39.00	35.482	9
544	WHARTON Rebecca	Kamloops Gymnastics Trampoline Centre	9.00	8.016	24	10.00	8.250	22	9.50	8.000	24	10.00	9.233	4	38.50	33.499	25
530	SCOTT Lucia	Splitz Gymnastics Centres	9.00	8.600	13	10.00	9.466	1	10.00	8.983	9	10.00	9.233	4	39.00	36.282	1
487	STEFANI Brianne	Glacier Gymnastics	9.00	8.516	16	9.50	7.566	24	10.00	9.100	6	10.00	9.216	6	38.50	34.398	19
484	SHUKYN Arden	Club Aviva	10.00	9.066	5	10.00	9.000	10	10.00	8.900	11	10.00	9.183	7	40.00	36.149	2
497	SHAW Danica	Key City Gymnastics	9.50	8.450	18	10.00	8.600	16	9.50	8.133	21	10.00	9.166	8	39.00	34.349	20
532	WILSON Maya	Surrey Gymnastic Society	9.80	8.566	14	10.00	8.483	18	10.00	8.400	19	10.00	9.083	9	39.80	34.532	18
527	STANSELL Ksenia	Campbell River Springs	9.80	8.866	9	9.90	8.850	14	10.00	8.650	16	10.00	9.050	10	39.70	35.416	10
516	ACOSTA Isabela	Flip City	9.50	8.300	21	10.00	7.250	26	10.00	8.666	15	10.00	9.016	11	39.50	33.232	26



#	Athlete	Club	D Score Rk			D Score Rk			D Score Rk			D Score Rk			D Score Rk		
535	FROHNSDORF Mia	Club Aviva	9.80	8.200	22	10.00	9.050	6	10.00	8.533	17	10.00	8.966	12	39.80	34.749	16
508	HERNBERG Grace	Langley Gymnastics Foundation	10.00	8.633	11	10.00	9.233	3	10.00	8.533	17	10.00	8.966	12	40.00	35.365	11
534	HUNG Melody	Flip City	9.80	8.916	8	10.00	8.983	11	10.00	8.800	14	10.00	8.950	14	39.80	35.649	5
559	MASCHKE Teegan	TAG Sports Centre	10.00	9.066	5	9.80	7.783	23	10.00	9.050	7	10.00	8.933	15	39.80	34.832	12
480	CLOET Alexis	Kamloops Gymnastics Trampoline Centre	9.50	8.200	22	10.00	9.083	5	9.50	7.900	25	10.00	8.916	16	39.00	34.099	21
558	JALBERT Talya	Surrey Gymnastic Society	9.80	7.766	26	9.50	8.400	19	10.00	8.883	12	10.00	8.900	17	39.30	33.949	22
536	KOZUB Miranda	Kamloops Gymnastics Trampoline Centre	9.80	9.133	2	10.00	8.900	13	9.50	7.850	26	10.00	8.883	18	39.30	34.766	13
547	JONES Samantha	Nanaimo Gymnastics	9.80	8.633	11	10.00	9.016	9	9.50	8.016	23	10.00	8.883	18	39.30	34.548	17
524	HOWELL Kayla	Nanaimo Gymnastics	10.00	9.100	4	10.00	8.550	17	10.00	8.266	20	10.00	8.850	20	40.00	34.766	13
506	SENTLINGER Eve	Flicka Gymnastics	10.00	8.500	17	10.00	7.433	25	10.00	9.166	4	10.00	8.750	21	40.00	33.849	23
548	TO Sammi	Flip City	9.50	8.433	19	10.00	8.933	12	10.00	9.450	1	10.00	8.733	22	39.50	35.549	8
488	MILLER Brooke	Langley Gymnastics Foundation	10.00	9.116	3	10.00	8.816	15	10.00	9.166	4	10.00	8.516	23	40.00	35.614	7
515	TAN-NG Isabel	TAG Sports Centre	9.00	8.016	24	10.00	9.216	4	10.00	9.033	8	10.00	8.500	24	39.00	34.765	15
561	TARASENCO Veronica	Okanagan Gymnastics Centre	10.00	8.933	7	10.00	9.250	2	10.00	9.300	2	10.00	8.433	25	40.00	35.916	3



#	Athlete	Club															
			D	Score	Rk	D	Score	Rk	D	Score	Rk	D	Score	Rk	D	Score	Rk
511	COOK Haileigh	Langley Gymnastics Foundation	10.00	8.566	14	10.00	9.050	6	9.50	8.133	21	10.00	7.866	26	39.50	33.615	24
512	ILES Hannah	Lion's Pride Gymnastics	0.00	0.000	27	0.00	0.000	27	0.00	0.000	27	0.00	0.000	27	0.00	0.000	27

Generated Sat, 08 Apr 2017 12:14:34 -0700 in 0.008 seconds by [kscore.ca](http://kscore.ca)