

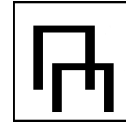




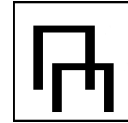


2017 BC Championships

April 7-9, Port Coquitlam
JO 8 (99-01)



#	Athlete	Club	T			V			B			F			AA		
			D	Score	Rk	D	Score	Rk	D	Score	Rk	D	Score	Rk	D	Score	Rk
518	ANDERSON Jenna	Delta Gymnastics Society	10.00	9.283	1	9.50	7.883	11	10.00	7.766	17	10.00	9.150	4	39.50	34.082	8
479	ROMERO Alexis	Flicka Gymnastics	10.00	9.283	1	10.00	8.750	5	10.00	9.300	1	10.00	9.283	2	40.00	36.616	1
482	WALTERS Amaiya	Flicka Gymnastics	10.00	9.183	3	9.70	7.533	14	10.00	8.750	7	10.00	9.000	9	39.70	34.466	5
525	STADTMUELLER Kimberly	Okanagan Gymnastics Centre	10.00	9.000	4	10.00	8.800	4	10.00	8.766	6	10.00	9.100	5	40.00	35.666	2
513	VERDUN Inez	Falcon Gymnastics	9.80	8.933	5	9.50	7.533	14	10.00	8.550	11	10.00	8.883	13	39.30	33.899	10
498	LEE Daniela	TAG Sports Centre	9.50	8.733	6	10.00	8.750	5	10.00	8.666	10	10.00	8.966	10	39.50	35.115	3
520	PRINCIPE Jillian	Langley Gymnastics Foundation	9.80	8.566	7	10.00	7.900	10	10.00	8.866	4	10.00	8.916	12	39.80	34.248	6
496	GRAVES Danica	Okanagan Gymnastics Centre	10.00	8.466	8	9.20	6.766	19	9.70	8.466	13	10.00	8.883	13	38.90	32.581	15
550	CHAN Sarah	Delta Gymnastics Society	9.50	8.466	8	9.50	6.983	18	10.00	8.350	14	10.00	9.266	3	39.00	33.065	13



#	Athlete	Club	I			A			A			■			AA		
			D	Score	Rk	D	Score	Rk	D	Score	Rk	D	Score	Rk	D	Score	Rk
545	PALFY Rhiana	Prince George Gymnastics	9.50	8.433	10	9.70	7.650	13	9.50	7.166	20	10.00	9.050	7	38.70	32.299	16
533	YEOH Melissa	Kitimat Dynamics Gymnastics Club	9.00	8.433	10	10.00	7.716	12	10.00	9.100	2	10.00	8.333	19	39.00	33.582	12
519	PRINCIPE Jennifer	Langley Gymnastics Foundation	9.50	8.400	12	9.50	8.333	8	9.70	8.700	8	10.00	8.633	17	38.70	34.066	9
523	DOHM Katie	Powell River Gymnastics	9.10	8.300	13	9.20	6.466	20	9.50	7.716	18	10.00	9.100	5	37.80	31.582	18
552	CHANG Sierra	Delta Gymnastics Society	9.00	8.300	13	10.00	9.316	2	9.50	7.850	16	10.00	8.633	17	38.50	34.099	7
507	RAMIREZ Fernanda	TAG Sports Centre	10.00	8.166	15	10.00	8.900	3	10.00	8.916	3	10.00	9.033	8	40.00	35.015	4
560	EWEN-HOLDOM Terilyn	Nanaimo Gymnastics	9.00	8.000	16	9.40	7.216	16	9.20	7.666	19	10.00	8.750	15	37.60	31.632	17
476	STAMPER Abby	Falcon Gymnastics	9.00	7.950	17	9.20	7.216	16	10.00	8.700	8	10.00	8.733	16	38.20	32.599	14
477	ANDERSON Abigail	Port Alberni Gymnastics Academy	9.00	7.933	18	9.90	8.416	7	10.00	8.533	12	10.00	8.966	10	38.90	33.848	11
521	FLETCHER Josephine	Vancouver Phoenix Gymnastics	0.00	0.000	19	9.50	8.033	9	9.50	8.833	5	0.00	0.000	20	19.00	16.866	20
503	CHAN Erika	Vancouver Phoenix Gymnastics	0.00	0.000	19	10.00	9.500	1	9.50	8.250	15	10.00	9.400	1	29.50	27.150	19

Generated Sat, 08 Apr 2017 12:10:54 -0700 in 0.007 seconds by kscore.ca