

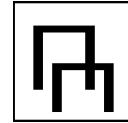


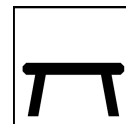
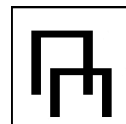


2017 BC Championships



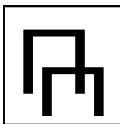
April 7-9, Port Coquitlam
JO 5 (03-06)



#	Athlete	Club	T			V			B			F			AA		
			D	Score	Rk	D	Score	Rk	D	Score	Rk	D	Score	Rk	D	Score	Rk
173	SMITH Alexandra	Campbell River Springs	10.00	9.566	1	10.00	8.416	13	10.00	7.466	23	10.00	8.300	18	40.00	33.748	13
605	REED Carys	North Valley Gymnastics	10.00	9.300	2	10.00	6.700	27	10.00	7.700	21	10.00	8.100	20	40.00	31.800	24
188	CALALANG Gabrielle	Richmond Gymnastics	10.00	9.266	3	10.00	8.700	9	10.00	8.950	6	10.00	9.183	4	40.00	36.099	3
203	CERIA Malaiah	Chimo Gymnastics	10.00	9.116	4	10.00	8.866	4	10.00	8.983	4	10.00	9.316	2	40.00	36.281	2
184	HUNGER Emelia	Splitz Gymnastics Centres	10.00	9.083	5	10.00	9.100	2	10.00	8.800	9	10.00	8.950	5	40.00	35.933	5
200	BULKA Lila	Delta Gymnastics Society	10.00	9.050	6	10.00	9.150	1	10.00	8.966	5	10.00	9.416	1	40.00	36.582	1
172	WILSON Adriana	Selkirk Challengers Gymnastics Club	10.00	9.016	7	10.00	7.066	26	10.00	8.633	11	10.00	8.900	6	40.00	33.615	14
210	TAYLOR Rylea	FitKidz Gymnastics	10.00	9.000	8	10.00	7.583	24	10.00	7.400	24	10.00	8.633	11	40.00	32.616	17
174	BARRICK Aliya	Splitz Gymnastics Centres	10.00	8.733	9	10.00	8.033	19	10.00	8.650	10	10.00	8.500	14	40.00	33.916	12
211	BARTLETT Samantha	Flip City	10.00	8.633	10	10.00	8.850	5	10.00	8.916	7	10.00	8.900	6	40.00	35.299	6
193	LEVINSEN Kate	Okanagan Gymnastics Centre	10.00	8.583	11	10.00	8.800	6	10.00	8.083	17	10.00	8.666	8	40.00	34.132	9
181	COOLS Kaia	Duncan Dynamics Gymnastics Club	10.00	8.583	11	10.00	8.083	18	10.00	7.783	20	10.00	7.016	27	40.00	31.465	27



#	Athlete	Club	D	Score	Rk	D	Score	Rk	D	Score	Rk	D	Score	Rk	D	Score	Rk
207	GANES Rachel	Quesnel Technics Gymnastics	10.00	8.566	13	10.00	7.550	25	10.00	8.016	19	10.00	8.016	22	40.00	32.148	21
201	MOVOLD Makena	Campbell River Gymnastics	10.00	8.566	13	10.00	7.750	21	10.00	7.383	25	10.00	7.866	23	40.00	31.565	25
194	BARRICK Katie	Splitz Gymnastics Centres	10.00	8.550	15	10.00	8.383	14	10.00	7.116	27	10.00	8.383	16	40.00	32.432	20
617	YACOVELLI Veronika	Okanagan Gymnastics Centre	10.00	8.533	16	10.00	8.533	10	10.00	8.516	12	10.00	8.483	15	40.00	34.065	10
205	TSANG Naomi	Richmond Gymnastics	10.00	8.533	16	10.00	8.750	8	10.00	9.350	1	10.00	9.316	2	40.00	35.949	4
179	ERICKSON Charcey	Duncan Dynamics Gymnastics Club	10.00	8.516	18	10.00	8.266	15	10.00	7.316	26	10.00	7.783	24	40.00	31.881	23
196	YAREMYN Khrystyna	Duncan Dynamics Gymnastics Club	10.00	8.383	19	10.00	8.166	17	10.00	9.083	3	10.00	8.666	8	40.00	34.298	8
177	GREEN Bella	FitKidz Gymnastics	10.00	8.366	20	10.00	7.650	22	10.00	8.316	15	10.00	8.633	11	40.00	32.965	15
189	BELTER Gracie	Splitz Gymnastics Centres	10.00	8.333	21	10.00	9.100	2	10.00	8.033	18	10.00	8.583	13	40.00	34.049	11
183	DHAMI Priya	Duncan Dynamics Gymnastics Club	10.00	8.116	22	10.00	7.600	23	10.00	8.416	13	10.00	8.333	17	40.00	32.465	19
182	KITAMURA Courtney	Quesnel Technics Gymnastics	10.00	8.100	23	10.00	7.933	20	10.00	8.216	16	10.00	8.300	18	40.00	32.549	18
176	DAVID Avaling	Duncan Dynamics Gymnastics Club	10.00	8.016	24	10.00	8.500	12	10.00	9.166	2	10.00	8.666	8	40.00	34.348	7
175	ARACKI Ava	Kamloops Gymnastics Trampoline Centre	10.00	7.833	25	10.00	8.200	16	10.00	8.816	8	10.00	8.066	21	40.00	32.915	16



#	Athlete	Club	D			D			D			D			D		
			Score	Rk		Score	Rk		Score	Rk		Score	Rk		Score	Rk	
209	MURDOCH Risa	Kamloops Gymnastics Trampoline Centre	10.00	7.566	26	10.00	8.783	7	10.00	7.666	22	10.00	7.533	25	40.00	31.548	26
192	BEAULIEAU Kaitlynn	Campbell River Gymnastics	10.00	7.516	27	10.00	8.533	10	10.00	8.400	14	10.00	7.516	26	40.00	31.965	22

Generated Sat, 08 Apr 2017 15:27:26 -0700 in 0.004 seconds by kscore.ca