
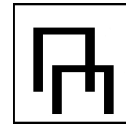






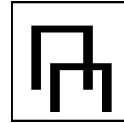

2017 BC Championships

April 7-9, Port Coquitlam

JO 5 (07-09)



| # | Athlete | Club | D | Score | Rk | D | Score | Rk | D | Score | Rk | D | Score | Rk | D | Score | Rk |
|-----|----------------------|----------------------------------|-------|-------|----|-------|-------|----|-------|-------|----|-------|-------|----|-------|--------|----|
| 180 | PAKULAK Claire | Flip City | 10.00 | 9.266 | 1 | 10.00 | 8.850 | 9 | 10.00 | 8.533 | 12 | 10.00 | 9.350 | 1 | 40.00 | 35.999 | 4 |
| 195 | PRITOUA Kenzie | Chimo Gymnastics | 10.00 | 8.850 | 6 | 10.00 | 8.400 | 15 | 10.00 | 9.600 | 1 | 10.00 | 9.283 | 2 | 40.00 | 36.133 | 2 |
| 206 | CAMPO Piper | Okanagan Gymnastics Centre | 10.00 | 9.050 | 3 | 10.00 | 8.716 | 12 | 10.00 | 8.733 | 9 | 10.00 | 9.200 | 3 | 40.00 | 35.699 | 6 |
| 198 | JOHNSON Laya | Langley Gymnastics Foundation | 10.00 | 8.850 | 6 | 10.00 | 8.966 | 6 | 10.00 | 9.100 | 4 | 10.00 | 9.133 | 4 | 40.00 | 36.049 | 3 |
| 216 | PARKER Thea | Chimo Gymnastics | 10.00 | 8.250 | 19 | 10.00 | 8.683 | 13 | 10.00 | 7.333 | 19 | 10.00 | 9.116 | 5 | 40.00 | 33.382 | 18 |
| 187 | HOOLSEMA Gabriela | Delta Gymnastics Society | 10.00 | 8.766 | 8 | 10.00 | 8.933 | 8 | 10.00 | 8.583 | 10 | 10.00 | 9.050 | 6 | 40.00 | 35.332 | 7 |
| 212 | KRAUSHAR Sophie | Flip City | 10.00 | 8.400 | 15 | 10.00 | 9.366 | 1 | 10.00 | 8.966 | 6 | 10.00 | 9.033 | 7 | 40.00 | 35.765 | 5 |
| 178 | ZHONG Carrie | Langley Gymnastics Foundation | 10.00 | 8.966 | 4 | 10.00 | 9.316 | 3 | 10.00 | 9.116 | 3 | 10.00 | 8.933 | 8 | 40.00 | 36.331 | 1 |
| 616 | TARASENCO Iulia | Okanagan Gymnastics Centre | 10.00 | 8.383 | 16 | 10.00 | 7.933 | 18 | 10.00 | 9.300 | 2 | 10.00 | 8.866 | 9 | 40.00 | 34.482 | 12 |
| 185 | HAJIADEM Emily | Twisters Gymnastics Club | 10.00 | 8.566 | 11 | 10.00 | 8.383 | 16 | 10.00 | 8.533 | 12 | 10.00 | 8.816 | 10 | 40.00 | 34.298 | 13 |
| 191 | MARYSCHAK Josie | Flip City | 10.00 | 8.266 | 18 | 10.00 | 9.033 | 4 | 10.00 | 8.550 | 11 | 10.00 | 8.816 | 10 | 40.00 | 34.665 | 10 |
| 197 | TOMLINSON Kira | Club Aviva | 10.00 | 8.466 | 13 | 10.00 | 8.983 | 5 | 10.00 | 9.000 | 5 | 10.00 | 8.783 | 12 | 40.00 | 35.232 | 9 |



| # | Athlete | Club | I | | | II | | | III | | | IV | | | AA | | |
|-----|-----------------------|---|-------|-------|----|-------|-------|----|-------|-------|----|-------|-------|----|-------|--------|----|
| | | | D | Score | Rk | D | Score | Rk | D | Score | Rk | D | Score | Rk | D | Score | Rk |
| 208 | ZACHANOWICZ Reese | Flip City | 10.00 | 8.416 | 14 | 10.00 | 9.350 | 2 | 10.00 | 8.850 | 7 | 10.00 | 8.683 | 13 | 40.00 | 35.299 | 8 |
| 190 | ACKERMAN Jordan | Delta Gymnastics Society | 10.00 | 8.866 | 5 | 10.00 | 8.100 | 17 | 10.00 | 8.250 | 14 | 10.00 | 8.650 | 14 | 40.00 | 33.866 | 15 |
| 213 | WOOD Summer | Langley Gymnastics Foundation | 10.00 | 9.150 | 2 | 10.00 | 8.766 | 11 | 10.00 | 8.016 | 15 | 10.00 | 8.616 | 15 | 40.00 | 34.548 | 11 |
| 199 | L'ECLUSE Leah | Kamloops Gymnastics Trampoline Centre | 10.00 | 8.666 | 9 | 10.00 | 7.333 | 20 | 10.00 | 7.450 | 18 | 10.00 | 8.466 | 16 | 40.00 | 31.915 | 19 |
| 609 | VAN HARMELEN Elise | Flip City | 10.00 | 8.500 | 12 | 10.00 | 8.566 | 14 | 10.00 | 8.816 | 8 | 10.00 | 8.400 | 17 | 40.00 | 34.282 | 14 |
| 186 | PHILLIPS Emily | Twisters Gymnastics Club | 10.00 | 8.300 | 17 | 10.00 | 8.833 | 10 | 10.00 | 7.916 | 16 | 10.00 | 8.383 | 18 | 40.00 | 33.432 | 16 |
| 204 | THIBAudeau Mateya | Langley Gymnastics Foundation | 10.00 | 8.666 | 9 | 10.00 | 8.966 | 6 | 10.00 | 7.566 | 17 | 10.00 | 8.200 | 19 | 40.00 | 33.398 | 17 |
| 608 | CROFOOT Julia | KGTC | 10.00 | 6.450 | 20 | 10.00 | 7.600 | 19 | 0.00 | 0.000 | 20 | 10.00 | 0.000 | 20 | 30.00 | 14.050 | 20 |

Generated Sat, 08 Apr 2017 15:31:35 -0700 in 0.003 seconds by kscore.ca