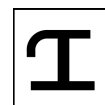
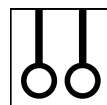





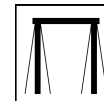

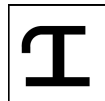
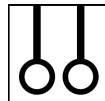

# 2017 BC Championships

April 7-9, Port Coquitlam

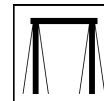

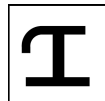
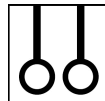

## Level 3 U13




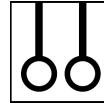
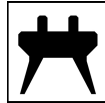

#	Athlete	Club	Vault			Pommel Horse			Rings			Horizontal Bar			Parallel Bars			High Bar			AA		
			D	Score	Rk	D	Score	Rk	D	Score	Rk	D	Score	Rk	D	Score	Rk	D	Score	Rk	D	Score	Rk
1188	FIELDING Connor	Flip City Gymnastics Club	2.90	12.200	1	2.50	10.950	10	2.20	10.800	11	2.20	10.950	9	2.90	11.900	1	1.90	10.100	4	14.60	66.900	1
1124	DUBUC Sam	TAG Sports Centre	2.70	11.600	10	2.00	11.200	3	2.20	11.350	1	1.60	10.850	12	2.50	11.550	6	1.90	10.000	5	12.90	66.550	2
1035	HILL Maxwell	Flicka Gymnastics Club	2.80	12.050	2	1.80	10.150	25	1.90	10.900	7	1.60	11.350	1	2.60	11.600	5	1.90	10.350	1	12.60	66.400	3
1126	DANCHUK Zachary	TAG Sports Centre	2.80	11.900	3	2.00	11.150	4	2.50	10.850	9	1.60	10.550	25	2.50	11.850	3	1.90	9.400	13	13.30	65.700	4
1016	MARTIN Jackson	Campbell River Springs	2.80	11.750	5	2.00	10.950	10	1.90	10.850	9	1.60	10.950	9	2.50	11.650	4	1.90	9.550	11	12.70	65.700	4
1176	KO Jonathan	Twisters Gymnastics Club	2.50	11.450	13	2.20	11.100	5	1.90	10.750	14	1.60	10.700	21	2.40	10.750	17	1.90	9.900	6	12.50	64.650	6
1001	HERLE Filip	Wayland Sports (Richmond) Ltd.	2.00	10.950	18	2.20	9.700	27	2.50	10.950	4	2.20	10.750	18	2.50	11.900	1	2.00	10.300	3	13.40	64.550	7
1146	YANAGAWA Aaron	Vancouver Phoenix Gymnastics	2.40	11.650	8	1.80	9.700	27	1.90	10.800	11	1.60	11.000	7	2.40	11.200	10	1.90	9.500	12	12.00	63.850	8
1189	FIELDING Owen	Flip City Gymnastics Club	2.80	10.450	25	2.50	11.050	7	1.90	9.900	25	1.60	10.550	25	2.40	11.400	7	1.90	10.350	1	13.10	63.700	9
1144	WHITE Zack	Vancouver Phoenix Gymnastics	2.40	10.800	22	2.20	10.600	15	1.90	10.900	7	1.60	10.850	12	2.50	10.750	17	1.90	9.800	8	12.50	63.700	9



#	Athlete	Club	D	Score	Rk	D	Score	Rk	D	Score	Rk	D	Score	Rk	D	Score	Rk	D	Score	Rk			
1014	KERLUCK Nathan	Campbell River Springs	2.40	11.150	16	2.10	10.500	17	1.90	11.000	3	1.60	11.100	3	2.40	10.200	22	1.90	9.700	9	12.30	63.650	11
1154	AMES Jacob	Twisters Gymnastics Club	2.60	10.500	24	2.80	11.000	9	1.90	10.500	19	1.60	11.250	2	2.40	11.300	9	1.90	8.950	19	13.20	63.500	12
1125	JOHN Adrian	TAG Sports Centre	2.80	11.600	10	2.00	10.300	22	2.20	10.450	21	2.00	11.000	7	2.40	11.050	13	1.90	8.950	19	13.30	63.350	13
1088	OBERNDORF Trenton	Delta Gymnastics Society	2.70	9.950	27	2.00	11.100	5	1.90	10.950	4	1.60	10.900	11	2.50	10.900	15	1.90	9.350	14	12.60	63.150	14
1173	KANG-VINNISH Logan	Twisters Gymnastics Club	2.60	10.850	20	2.20	10.650	12	1.90	10.250	23	1.60	10.800	14	2.40	11.400	7	1.90	8.900	21	12.60	62.850	15
1105	NYROSE Jack	Okanagan Gymnastics Centre	2.80	11.800	4	2.20	10.450	19	1.90	10.500	19	1.60	11.050	5	2.40	11.200	10	1.90	7.800	30	12.80	62.800	16
1055	MARIN Mattias	Langley Gymnastics Foundation	2.90	11.700	7	1.90	10.650	12	2.20	10.650	16	1.60	11.100	3	2.40	9.900	25	1.90	8.750	22	12.90	62.750	17
1142	HEMRICH Jordan	Vancouver Phoenix Gymnastics	2.40	10.950	18	2.20	10.350	21	1.90	11.150	2	1.60	10.750	18	2.40	10.300	21	1.90	9.150	16	12.40	62.650	18
1015	BARBER Liam	Campbell River Springs	2.40	11.650	8	2.10	9.700	27	1.90	10.550	17	1.60	10.550	25	2.50	10.450	19	1.90	9.650	10	12.40	62.550	19
1191	ARENDARENKO Nikita	Flip City Gymnastics Club	2.60	11.750	5	2.10	10.600	15	1.90	10.450	21	1.60	10.800	14	2.30	9.450	28	1.90	9.050	17	12.40	62.100	20
1051	SCARBOROUGH Adam	Langley Gymnastics Foundation	2.70	11.150	16	1.90	10.200	24	2.20	9.450	30	1.60	10.700	21	2.50	10.850	16	1.90	9.200	15	12.80	61.550	21



#	Athlete	Club	D			D			D			D			D			D					
			Score	Rk		Score	Rk		Score	Rk		Score	Rk		Score	Rk		Score	Rk				
1117	OKE Lane	Prince George Gymnastics	2.40	10.150	26	2.10	10.050	26	2.20	9.950	24	1.60	11.050	5	2.40	10.000	24	1.90	9.850	7	12.60	61.050	22
1161	FAST Tristan	Twisters Gymnastics Club	2.00	9.400	31	2.20	11.350	1	1.90	10.700	15	1.60	10.750	18	2.40	10.450	19	1.90	8.150	27	12.00	60.800	23
1054	WALLAN Griffin	Langley Gymnastics Foundation	2.70	11.500	12	2.20	10.650	12	1.80	9.450	30	1.60	9.950	30	2.60	11.150	12	1.90	7.850	29	12.80	60.550	24
1056	HOLMES Josh	Langley Gymnastics Foundation	2.50	9.900	28	2.20	9.700	27	2.20	10.800	11	2.00	10.800	14	2.40	10.950	14	1.90	8.000	28	13.20	60.150	25
1052	STEEVES Kaden	Langley Gymnastics Foundation	2.70	11.350	14	2.10	10.300	22	1.90	10.950	4	1.60	10.250	28	2.50	9.500	26	1.90	7.650	32	12.70	60.000	26
1053	VANDERMUHLL Brendan	Langley Gymnastics Foundation	2.70	11.300	15	2.00	10.450	19	1.90	9.750	27	1.60	10.800	14	2.40	9.000	31	1.90	8.650	23	12.50	59.950	27
1190	WILSON Dayton	Flip City Gymnastics Club	2.50	9.500	29	2.10	11.250	2	1.90	9.750	27	1.60	10.650	23	2.30	9.350	29	1.90	9.000	18	12.30	59.500	28
1090	MARENYCH Sean	Delta Gymnastics Society	2.40	10.850	20	2.20	11.050	7	1.80	8.650	32	1.60	10.650	23	2.40	9.500	26	1.90	8.500	24	12.30	59.200	29
1143	NEILSON Gabriel	Vancouver Phoenix Gymnastics	1.90	10.800	22	2.20	8.550	32	1.90	9.900	25	1.60	9.650	31	2.30	9.100	30	1.90	8.400	25	11.80	56.400	30
1158	CLARK AJ	Twisters Gymnastics Club	1.80	8.600	32	2.20	10.500	17	1.90	10.550	17	1.60	8.950	32	2.30	10.100	23	1.90	7.700	31	11.70	56.400	30
1116	CLENDENNING James	Prince George Gymnastics	2.00	9.450	30	1.70	9.100	31	1.80	9.650	29	1.60	10.250	28	1.80	7.150	32	1.80	8.400	25	10.70	54.000	32



#	Athlete	Club	Tumbling			Vault			Still Rings			Horizontal Bar			Parallel Bars			Pommel Horse			AA		
			D	Score	Rk	D	Score	Rk	D	Score	Rk	D	Score	Rk	D	Score	Rk	D	Score	Rk	D	Score	Rk
1177	LEVINGS Erik	Twisters Gymnastics Club	0.00	0.000	33	0.00	0.000	33	0.00	0.000	33	0.00	0.000	33	0.00	0.000	33	0.00	0.000	33	0.00	0.000	33

Generated Sat, 08 Apr 2017 14:19:29 -0700 in 0.006 seconds by [kscore.ca](http://kscore.ca)