










# 2017 BC Championships


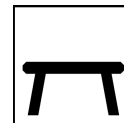

April 7-9, Port Coquitlam  
JO 7 (04-05)



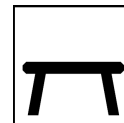




#	Athlete	Club	T			V			B			BE			AA		
			D	Score	Rk	D	Score	Rk	D	Score	Rk	D	Score	Rk	D	Score	Rk
461	PLAZA Rhyan	Key City Gymnastics	10.00	9.016	19	10.00	9.500	1	10.00	8.850	12	10.00	9.016	15	40.00	36.382	2
370	GLUVIC Abbie	Splitz Gymnastics Centres	10.00	9.300	11	10.00	9.283	2	9.50	7.216	28	10.00	8.966	18	39.50	34.765	15
473	SKUSE Tyza	Campbell River Springs	10.00	9.183	16	10.00	9.150	3	10.00	8.900	8	10.00	8.950	19	40.00	36.183	4
413	ENGLISH Hillary	Powell River Gymnastics	10.00	9.433	6	10.00	8.983	4	9.50	8.300	19	10.00	8.733	22	39.50	35.449	9
389	MASSEY Brooklyn	Lion's Pride Gymnastics	10.00	9.216	15	10.00	8.850	5	9.50	8.116	22	10.00	8.300	26	39.50	34.482	20
423	TELFORD Karley	Falcon Gymnastics	10.00	9.366	9	10.00	8.816	6	10.00	9.233	3	10.00	8.100	27	40.00	35.515	8
451	SNIKKERS Nya	Nanaimo Gymnastics	10.00	8.483	27	10.00	8.783	7	9.50	8.400	17	10.00	9.166	7	39.50	34.832	12
418	KEELEY Jessie	Vancouver Phoenix Gymnastics	10.00	9.733	2	10.00	8.650	8	10.00	9.633	1	10.00	9.183	5	40.00	37.199	1
475	VISBACH Zemeirah	Langley Gymnastics Foundation	10.00	8.650	24	10.00	8.583	9	9.50	8.033	25	10.00	8.316	24	39.50	33.582	26
378	CAIN Anna	Key City Gymnastics	10.00	9.366	9	10.00	8.566	10	10.00	8.400	17	10.00	9.350	3	40.00	35.682	6



#	Athlete	Club	D	Score	Rk	D	Score	Rk	D	Score	Rk	D	Score	Rk	D	Score	Rk
442	MOLGAT Maude	Polarettes Gymnastics Club	10.00	8.750	22	10.00	8.516	11	9.50	7.333	27	10.00	8.316	24	39.50	32.915	27
456	BAINS Pavitt	Richmond Gymnastics	10.00	8.616	25	10.00	8.500	12	10.00	8.650	14	10.00	8.433	23	40.00	34.199	24
409	NG Gabrielle	Club Aviva	10.00	9.283	12	10.00	8.416	13	10.00	9.066	5	10.00	8.866	20	40.00	35.631	7
448	SCHRAEDER Naomi	Okanagan Gymnastics Centre	10.00	8.933	20	10.00	8.300	14	9.50	8.250	21	9.50	6.866	28	39.00	32.349	28
397	WONG Chenay	Delta Gymnastics Society	10.00	9.700	3	9.50	8.250	15	10.00	8.900	8	10.00	9.400	1	39.50	36.250	3
402	WOODLIFFE Eden	Twisters Gymnastics Club	10.00	9.433	6	10.00	8.166	16	10.00	8.066	24	10.00	9.166	7	40.00	34.831	13
429	TUFFNELL Kimberlyne	Twisters Gymnastics Club	10.00	9.066	18	9.90	8.133	17	9.50	7.666	26	10.00	8.983	16	39.40	33.848	25
381	STEWART Ava	Falcon Gymnastics	10.00	8.733	23	9.50	8.133	17	9.50	8.616	15	10.00	8.750	21	39.00	34.232	22
412	DAVIDSON Hayleigh	Key City Gymnastics	10.00	9.616	4	10.00	8.100	19	10.00	9.300	2	10.00	9.033	13	40.00	36.049	5
438	FOREST Mali	Whistler Gymnastics	10.00	8.830	21	10.00	8.050	20	10.00	8.566	16	10.00	9.100	10	40.00	34.546	18
377	POLUNOCHEVA Anna	Surrey Gymnastic Society	10.00	8.516	26	9.50	8.033	21	10.00	8.966	7	10.00	9.100	10	39.50	34.615	17
437	ASHBY Makayla	Kimberley Gymnastics	10.00	8.333	28	9.50	7.833	22	10.00	8.883	10	10.00	9.166	7	39.50	34.215	23
436	WILLCOTT Madison	Flip City	10.00	9.083	17	9.40	7.833	22	10.00	8.866	11	10.00	9.300	4	39.40	35.082	11



#	Athlete	Club															
			D	Score	Rk	D	Score	Rk	D	Score	Rk	D	Score	Rk	D	Score	Rk
400	VAN HELLEMOND Dafni	Glacier Gymnastics	10.00	9.416	8	9.50	7.583	24	9.50	8.116	22	10.00	9.383	2	39.00	34.498	19
445	GILFILLEN Mikayla	Splitz Gymnastics Centres	10.00	9.500	5	10.00	7.533	25	10.00	9.016	6	10.00	9.083	12	40.00	35.132	10
474	GRICHKOVSKAIA Uliana	Surrey Gymnastic Society	10.00	9.233	14	10.00	7.533	25	10.00	8.683	13	10.00	8.983	16	40.00	34.432	21
392	OLIVEIRA Camryn	Kitimat Dynamics Gymnastics Club	10.00	9.766	1	9.50	7.466	27	9.40	8.283	20	10.00	9.183	5	38.90	34.698	16
394	FAJARDO Cece	Wayland Sports (Richmond) Ltd.	10.00	9.270	13	9.50	7.400	28	10.00	9.100	4	10.00	9.033	13	39.50	34.803	14

Generated Sat, 08 Apr 2017 18:58:35 -0700 in 0.004 seconds by [kscore.ca](http://use.kscore.ca)