
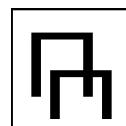




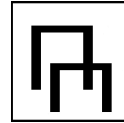



2017 BC Championships

April 7-9, Port Coquitlam
JO 8 (03)



#	Athlete	Club	D			D			D			D			D		
			Score	Rk		Score	Rk		Score	Rk		Score	Rk		Score	Rk	
551	KAO Shinyi	Vancouver Phoenix Gymnastics	10.00	9.050	5	10.00	9.400	2	10.00	9.450	1	10.00	9.150	5	40.00	37.050	1
485	GROVES Ava	Delta Gymnastics Society	10.00	9.250	2	10.00	8.166	10	10.00	9.033	2	10.00	9.416	2	40.00	35.865	4
556	BROWN Tahara	Duncan Dynamics Gymnastics Club	9.80	8.966	7	10.00	7.100	16	10.00	9.016	3	10.00	9.083	9	39.80	34.165	9
502	NASH Emma	Flip City	9.80	8.716	11	9.50	8.300	8	10.00	8.983	4	10.00	9.116	7	39.30	35.115	6
499	LUCAS Ella	Vancouver Phoenix Gymnastics	10.00	9.233	3	10.00	9.183	3	10.00	8.966	5	10.00	9.483	1	40.00	36.865	3
542	HOOD Olivia	Vancouver Phoenix Gymnastics	10.00	9.300	1	10.00	9.666	1	10.00	8.816	6	10.00	9.266	3	40.00	37.048	2
500	KING Emily	Polarettes Gymnastics Club	9.80	8.733	10	10.00	9.100	4	10.00	8.716	7	10.00	8.916	10	39.80	35.465	5
492	PRINCIPE Cassandra	Langley Gymnastics Foundation	9.80	8.816	9	10.00	9.066	5	9.90	8.700	8	10.00	8.533	15	39.70	35.115	6
557	POLLAK Talya	Flicka Gymnastics	9.00	8.233	17	9.00	6.900	18	9.50	8.633	9	10.00	8.716	12	37.50	32.482	16
553	SCHULER Sierra	Nanaimo Gymnastics	9.80	7.966	19	9.70	7.900	13	10.00	8.600	10	10.00	9.150	5	39.50	33.616	11
495	SMITH Courtney	Flip City	9.80	8.900	8	10.00	6.933	17	10.00	8.133	11	10.00	8.716	12	39.80	32.682	13
554	LINDBERG Sofia	Langley Gymnastics Foundation	9.80	8.650	13	10.00	8.766	7	10.00	8.050	12	10.00	8.433	18	39.80	33.899	10



#	Athlete	Club	I			A			A			■			AA		
			D	Score	Rk	D	Score	Rk	D	Score	Rk	D	Score	Rk	D	Score	Rk
481	LIU Alicia	Club Aviva	10.00	9.050	5	10.00	8.983	6	9.50	7.900	13	10.00	8.916	10	39.50	34.849	8
540	MILES Olivia	Campbell River Springs	9.50	8.266	16	9.50	7.266	15	9.50	7.850	14	10.00	8.600	14	38.50	31.982	18
546	GLUVIC Sadie	Splitz Gymnastics Centres	9.00	8.466	14	9.20	5.866	19	10.00	7.700	15	10.00	9.100	8	38.20	31.132	19
491	PHILLIPS Camille	Okanagan Gymnastics Centre	10.00	9.150	4	10.00	7.466	14	9.50	7.650	16	9.70	8.450	16	39.20	32.716	12
537	ANDERSON Natalie	Delta Gymnastics Society	9.80	8.683	12	9.50	8.000	11	9.50	7.500	17	10.00	8.033	19	38.80	32.216	17
555	HAMILTON Sydney	Prince George Gymnastics	9.50	8.450	15	10.00	8.200	9	10.00	7.416	18	10.00	8.450	16	39.50	32.516	15
505	STEWART Eva	Delta Gymnastics Society	9.80	8.150	18	9.50	7.983	12	9.50	7.233	19	10.00	9.200	4	38.80	32.566	14
486	BERKO-MALVASIO Bianca	Polarettes Gymnastics Club	0.00	0.000	20	0.00	0.000	20	0.00	0.000	20	0.00	0.000	20	0.00	0.000	20

Generated Sat, 08 Apr 2017 20:05:47 -0700 in 0.003 seconds by kscore.ca