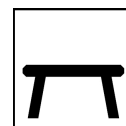
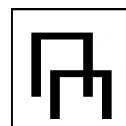




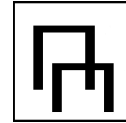



# 2017 BC Championships

April 7-9, Port Coquitlam  
JO 9 (04-06)



#	Athlete	Club	T			B			B			F			AA		
			D	Score	Rk	D	Score	Rk	D	Score	Rk	D	Score	Rk	D	Score	Rk
572	NOBLE Elizabeth	TAG Sports Centre	9.70	9.000	4	9.90	8.600	5	9.20	8.000	12	10.00	9.300	1	38.80	34.900	3
580	KLIEWER Jordis	Twisters Gymnastics Club	10.00	9.150	1	9.90	8.300	11	9.40	8.150	11	10.00	9.300	1	39.30	34.900	3
573	JALANDOON Ella	Vancouver Phoenix Gymnastics	9.70	9.050	2	9.80	8.500	7	9.40	7.775	15	9.70	9.125	3	38.60	34.450	7
595	CATTERMOLE Presley	Vancouver Phoenix Gymnastics	9.60	8.625	14	9.30	8.400	9	9.90	9.125	1	9.90	8.975	4	38.70	35.125	1
598	REITSEMA Samantha	Twisters Gymnastics Club	9.70	8.550	17	9.80	8.350	10	9.80	7.900	13	10.00	8.925	5	39.30	33.725	11
163	ROSENOW Mikhayla	Twisters Gymnastics Club	10.00	8.250	18	10.00	8.900	1	9.70	7.600	18	10.00	8.800	6	39.70	33.550	12
601	TESAR Sophie	Okanagan Gymnastics Centre	9.70	8.250	18	9.20	6.700	21	8.30	7.000	21	9.80	8.775	7	37.00	30.725	19
569	BIGGIN Brooke	Langley Gymnastics Foundation	9.70	9.000	4	9.90	8.550	6	9.90	8.875	3	9.90	8.675	8	39.40	35.100	2
599	EARL Scarlett	Club Aviva	9.70	8.725	10	10.00	8.725	3	9.90	8.600	5	9.90	8.650	9	39.50	34.700	5
161	ENGH Marissa	Twisters Gymnastics Club	10.00	8.700	13	9.90	8.500	7	10.00	8.850	4	9.90	8.625	10	39.80	34.675	6
600	CADY Simone	Vancouver Phoenix Gymnastics	9.60	8.725	10	9.40	8.675	4	9.80	7.775	15	9.70	8.600	11	38.50	33.775	10
571	DOYON Chloe	Campbell River Springs	9.70	8.625	14	9.80	7.500	17	9.90	7.775	15	9.70	8.525	12	39.10	32.425	17



#	Athlete	Club	T			A			B			C			AA		
			D	Score	Rk	D	Score	Rk	D	Score	Rk	D	Score	Rk	D	Score	Rk
564	JAGGARD Amanda	Okanagan Gymnastics Centre	9.70	8.725	10	9.80	8.250	12	10.00	8.600	5	10.00	8.500	13	39.50	34.075	9
568	GARNETT Astarte	Delta Gymnastics Society	9.70	8.950	6	10.00	7.500	17	9.70	8.275	9	10.00	8.475	14	39.40	33.200	13
589	MACLELLAN Megan	Twisters Gymnastics Club	9.70	9.025	3	9.70	8.000	14	9.80	9.000	2	9.90	8.425	15	39.10	34.450	7
587	BASHKO Maria	Surrey Gymnastic Society	9.60	8.800	9	9.20	7.050	20	10.00	8.425	8	9.70	8.425	15	38.50	32.700	14
591	VILLANUEVA Myla	Flicka Gymnastics	9.70	8.825	8	8.70	7.150	19	9.80	8.200	10	9.70	8.400	17	37.90	32.575	15
565	ANDRES Amélie	Vancouver Phoenix Gymnastics	9.70	8.850	7	9.40	8.250	12	8.80	7.550	19	9.80	7.900	18	37.70	32.550	16
597	PELLETIER Samantha	Okanagan Gymnastics Centre	9.60	8.150	20	9.20	6.025	22	10.00	8.550	7	9.80	7.525	19	38.60	30.250	21
566	CICHIUCIUC Ana	Flip City	9.60	7.800	21	9.90	7.650	16	9.30	7.450	20	9.70	7.525	19	38.50	30.425	20
584	CRAWFORD Kyleigh	Okanagan Gymnastics Centre	9.70	8.600	16	9.90	8.775	2	10.00	7.800	14	9.80	7.200	21	39.40	32.375	18
602	MARKOVSKA Stella	Vancouver Phoenix Gymnastics	0.00	0.000	22	9.20	8.000	14	0.00	0.000	22	10.00	0.000	22	19.20	8.000	22

Generated Sun, 09 Apr 2017 12:36:13 -0700 in 0.003 seconds by [kscore.ca](http://kscore.ca)