

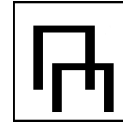





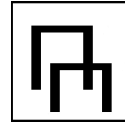


2017 BC Championships

April 7-9, Port Coquitlam
JO 9 (99-03)



#	Athlete	Club	T			B			B			F			AA		
			D	Score	Rk	D	Score	Rk	D	Score	Rk	D	Score	Rk	D	Score	Rk
577	SCRIBA Janika	Campbell River Springs	9.70	9.225	1	9.80	8.550	2	9.80	8.125	8	9.70	8.575	14	39.00	34.475	6
574	LIM Emma	Key City Gymnastics	9.70	9.150	2	8.70	6.450	18	9.30	6.600	20	9.90	8.900	6	37.60	31.100	16
585	SAGER-HOFFARD Kyra	Flip City	10.00	9.125	3	9.20	6.300	19	9.80	8.525	5	9.80	9.075	2	38.80	33.025	10
588	CRUTCH Maya	Flip City	9.70	9.100	4	9.20	7.200	13	0.00	0.000	22	9.70	8.775	10	28.60	25.075	22
582	LIM Kayley	Key City Gymnastics	9.70	9.100	4	9.20	7.000	16	8.90	7.200	16	9.80	8.850	7	37.60	32.150	15
603	CLYNE Taya	TAG Sports Centre	9.70	9.075	6	9.20	6.100	20	9.00	6.650	19	9.90	8.175	19	37.80	30.000	19
575	POSNO Georgia	Vancouver Phoenix Gymnastics	9.70	9.050	7	10.00	8.350	5	10.00	9.200	2	9.90	9.300	1	39.60	35.900	1
590	YABUT Micah	Vancouver Phoenix Gymnastics	9.60	9.025	8	9.80	8.400	4	10.00	9.300	1	9.70	8.950	4	39.10	35.675	2
562	TORRANCE Alecksia	Flip City	9.70	8.950	9	9.70	7.200	13	9.70	8.275	7	9.80	8.800	9	38.90	33.225	9
563	SLIPEC Alexa	Langley Gymnastics Foundation	9.70	8.900	10	9.30	7.800	12	10.00	8.475	6	9.90	8.950	4	38.90	34.125	7
604	BULCOCK Vanessa	Okanagan Gymnastics Centre	9.70	8.900	10	9.80	7.850	11	9.30	7.375	15	9.80	8.450	16	38.60	32.575	13
581	COTTERELL Katelyn	Twisters Gymnastics Club	9.70	8.850	12	9.40	8.175	6	9.70	8.550	4	9.90	8.975	3	38.70	34.550	5



#	Athlete	Club	D	Score	Rk	D	Score	Rk	D	Score	Rk	D	Score	Rk	D	Score	Rk
596	BISHOP- BEAURONE Sage	Langley Gymnastics Foundation	9.70	8.825	13	9.90	9.200	1	9.30	7.900	11	9.90	8.725	11	38.80	34.650	4
593	LEIGH Paris	Lion's Pride Gymnastics	9.70	8.800	14	9.70	7.200	13	9.20	6.850	18	9.70	7.850	20	38.30	30.700	18
567	FITZPATRICK Ashley	Club Aviva	9.70	8.675	15	9.80	8.450	3	10.00	9.000	3	9.90	8.825	8	39.40	34.950	3
579	HIGGINS Jessica	Quesnel Technics Gymnastics	9.60	8.675	15	9.80	8.100	8	9.40	7.950	10	9.70	8.675	12	38.50	33.400	8
570	BATCH Brooklyn	Campbell River Springs	9.70	8.575	17	9.80	8.175	6	9.70	7.525	13	9.70	8.350	17	38.90	32.625	12
578	HUNG Jennifer	Flip City	9.70	8.425	18	9.80	8.000	10	9.70	8.050	9	9.80	8.500	15	39.00	32.975	11
592	MOORE Oasia	Flip City	9.70	8.375	19	9.50	8.050	9	9.70	7.450	14	9.70	8.350	17	38.60	32.225	14
586	RINDAHL Madeline	Omega Gymnastics Academy	9.70	8.350	20	8.60	5.250	22	9.20	6.550	21	9.90	7.625	21	37.40	27.775	21
576	ANSELL Jady	Twisters Gymnastics Club	9.70	8.275	21	8.10	5.300	21	9.20	7.175	17	9.70	7.200	22	36.70	27.950	20
594	TREVISAN Porter	TAG Sports Centre	9.00	8.000	22	9.20	6.900	17	9.00	7.550	12	9.90	8.650	13	37.10	31.100	16

Generated Sun, 09 Apr 2017 12:36:37 -0700 in 0.003 seconds by kscore.ca