

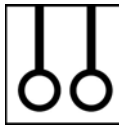






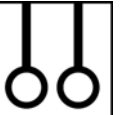
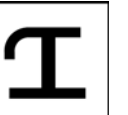

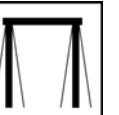




2015 Canada Winter Games
 Prince George, February 13 - March 1, 2015
Team Results
National

#	Athlete	Category	AA							
Ontario										
565	ZAKUTNEY Samuel	National	<u>82.468</u>	<u>14.200</u>	<u>13.234</u>	<u>13.300</u>	<u>14.034</u>	<u>13.800</u>	<u>13.900</u>	
564	KARSTADT Justin	National	<u>81.102</u>	<u>13.100</u>	<u>13.767</u>	<u>14.234</u>	<u>14.167</u>	<u>13.334</u>	<u>12.500</u>	
561	TAWFIK Anthony	National	<u>79.669</u>	<u>14.000</u>	<u>13.900</u>	<u>12.934</u>	<u>13.234</u>	<u>11.934</u>	<u>13.667</u>	
563	BARTHOLOMEUSZ Jeremy	National	<u>78.635</u>	<u>13.900</u>	<u>11.200</u>	<u>12.567</u>	<u>14.467</u>	<u>13.267</u>	<u>13.234</u>	
562	CHRONOPOULOS Ioannis	National	<u>75.768</u>	<u>11.934</u>	<u>12.900</u>	<u>13.300</u>	<u>13.367</u>	<u>12.167</u>	<u>12.100</u>	
560	TRYGUBA Andriy	National	<u>72.936</u>	<u>13.167</u>	<u>12.100</u>	<u>12.834</u>	<u>9.934</u>	<u>12.667</u>	<u>12.234</u>	
Totals			325.240 (1)	55.267 (2)	53.801 (1)	53.768 (2)	56.035 (1)	53.068 (1)	53.301 (3)	
Quebec										
582	HALICKMAN Matthew	National	<u>81.103</u>	<u>13.367</u>	<u>12.034</u>	<u>14.367</u>	<u>14.134</u>	<u>12.834</u>	<u>14.367</u>	
580	DOLCI Félix	National	<u>80.135</u>	<u>14.500</u>	<u>13.200</u>	<u>14.134</u>	<u>13.700</u>	<u>12.234</u>	<u>12.367</u>	
585	EMARD William	National	<u>79.702</u>	<u>14.300</u>	<u>12.367</u>	<u>13.934</u>	<u>13.300</u>	<u>12.734</u>	<u>13.067</u>	
583	MENEZES THIBAUT Olivier	National	<u>79.235</u>	<u>14.067</u>	<u>13.834</u>	<u>13.400</u>	<u>13.367</u>	<u>11.267</u>	<u>13.300</u>	
581	GOSSELIN-PARADIS Laurent	National	<u>78.502</u>	<u>14.267</u>	<u>12.267</u>	<u>12.700</u>	<u>13.834</u>	<u>12.534</u>	<u>12.900</u>	
Totals			323.642 (2)	57.134 (1)	51.668 (2)	55.835 (1)	55.035 (2)	50.336 (4)	53.634 (1)	
British Columbia										

#	Athlete	Category							
510	MAH Aaron	National	80.435	14.467	12.400	13.534	13.734	12.200	14.100
515	CHAPLIN Steven	National	75.902	12.567	11.600	12.367	13.234	13.134	13.000
514	SIBLEY Michael	National	75.670	12.734	11.167	13.834	13.034	12.267	12.634
512	STANLEY Cameron	National	75.602	13.367	11.834	11.800	13.167	11.900	13.534
511	FARQUHARSON Alexander	National	73.469	13.534	11.200	12.234	12.134	11.667	12.700
513	WONG Darren	National	71.969	12.934	11.600	12.067	11.600	11.434	12.334
Totals			309.709 (3)	54.302 (3)	47.434 (6)	51.969 (3)	53.169 (3)	49.501 (6)	53.334 (2)




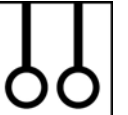
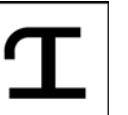

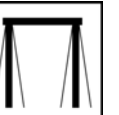
Alberta

505	MARSDEN Teagan	National	75.002	12.434	11.934	12.867	12.600	12.600	12.567
501	MCCORMICK Findlay	National	75.001	13.700	12.000	12.467	12.700	11.600	12.534
503	STRETCH Noah	National	73.535	12.367	12.067	11.734	13.200	12.067	12.100
502	FAGAN Kieran	National	72.637	13.167	10.134	11.734	13.034	11.834	12.734
504	MICKELSON Sean	National	71.835	11.767	11.667	11.767	13.000	12.534	11.100
500	EARL Bradley	National	52.069	13.234	0.000	12.734	12.834	13.267	0.000
Totals			302.509 (4)	52.535 (6)	47.668 (5)	49.835 (4)	52.068 (4)	50.468 (2)	49.935 (4)

Saskatchewan

594	KING Teague	National	76.535	14.167	11.467	12.667	13.000	12.300	12.934
595	TYNDALL Wyatt	National	76.169	14.067	11.867	12.634	13.567	12.467	11.567
593	HALLGRIMSON Nicolas	National	70.035	12.667	10.667	11.334	12.000	11.967	11.400
591	THORPE Michael	National	69.203	12.867	10.134	11.334	12.634	10.934	11.300
592	TYNDALL Mitch	National	49.434	0.000	12.667	12.500	0.000	12.767	11.500
590	TYNDALL Jesse	National	49.402	0.000	12.567	11.467	0.000	12.834	12.534
Totals			301.708 (5)	53.768 (4)	48.568 (3)	49.268 (5)	51.201 (5)	50.368 (3)	48.535 (6)

Nova Scotia

#	Athlete	Category							
555	BLACK Wiliam	National	<u>76.635</u>	<u>13.667</u>	<u>12.434</u>	<u>12.600</u>	<u>13.234</u>	<u>12.700</u>	<u>12.000</u>
554	CLOUTER Stephen	National	<u>74.035</u>	<u>12.200</u>	<u>12.700</u>	<u>12.200</u>	<u>10.767</u>	<u>12.834</u>	<u>13.334</u>
553	BENJAMIN Kahlil	National	<u>70.568</u>	<u>13.067</u>	<u>11.800</u>	<u>10.967</u>	<u>11.167</u>	<u>11.667</u>	<u>11.900</u>
550	WATTERS Alexander	National	<u>69.635</u>	<u>11.900</u>	<u>10.200</u>	<u>12.100</u>	<u>11.634</u>	<u>12.434</u>	<u>11.367</u>
552	BEARNE Christopher	National	<u>69.402</u>	<u>12.734</u>	<u>11.467</u>	<u>11.467</u>	<u>11.067</u>	<u>11.600</u>	<u>11.067</u>
551	MCCARTHY Benjamin	National	<u>49.101</u>	<u>13.100</u>	<u>0.000</u>	<u>0.000</u>	<u>12.400</u>	<u>11.734</u>	<u>11.867</u>
Totals			296.574 (6)	52.568 (5)	48.401 (4)	48.367 (6)	48.435 (6)	49.702 (5)	49.101 (5)

Prince Edward Island




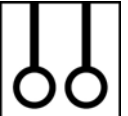



573	GALLANT Matthew	National	<u>73.835</u>	<u>12.534</u>	<u>12.967</u>	<u>12.167</u>	<u>12.267</u>	<u>12.500</u>	<u>11.400</u>
570	MANN Alexander	National	<u>70.968</u>	<u>12.767</u>	<u>11.000</u>	<u>10.967</u>	<u>12.267</u>	<u>12.267</u>	<u>11.700</u>
571	LANDRY Edward	National	<u>63.368</u>	<u>11.500</u>	<u>9.467</u>	<u>9.967</u>	<u>10.400</u>	<u>11.534</u>	<u>10.500</u>
572	BOURQUE Isaac	National	<u>62.635</u>	<u>11.800</u>	<u>9.300</u>	<u>10.034</u>	<u>10.367</u>	<u>11.034</u>	<u>10.100</u>
574	MCKENNA Ryan	National	<u>52.603</u>	<u>11.000</u>	<u>5.634</u>	<u>10.434</u>	<u>10.034</u>	<u>11.367</u>	<u>4.134</u>
Totals			271.606 (7)	48.601 (7)	42.734 (7)	43.602 (7)	45.301 (8)	47.668 (8)	43.700 (7)

New Brunswick

534	TALBOT Patrick	National	<u>67.670</u>	<u>12.434</u>	<u>11.334</u>	<u>10.534</u>	<u>11.234</u>	<u>12.134</u>	<u>10.000</u>
530	GAUTREAU Antoine	National	<u>67.102</u>	<u>12.067</u>	<u>9.834</u>	<u>11.167</u>	<u>10.967</u>	<u>11.900</u>	<u>11.167</u>
531	MACMASTER Cameron	National	<u>66.569</u>	<u>12.134</u>	<u>10.200</u>	<u>10.634</u>	<u>10.934</u>	<u>12.400</u>	<u>10.267</u>
535	GAUTREAU Thomas	National	<u>65.602</u>	<u>11.934</u>	<u>10.734</u>	<u>9.134</u>	<u>10.900</u>	<u>12.200</u>	<u>10.700</u>
532	CROSSMAN Evan	National	<u>51.368</u>	<u>8.567</u>	<u>6.467</u>	<u>10.234</u>	<u>11.200</u>	<u>11.700</u>	<u>3.200</u>
Totals			268.343 (8)	48.569 (8)	42.102 (8)	42.569 (8)	44.335 (9)	48.634 (7)	42.134 (8)

Manitoba







523	EROS Paul	National	<u>68.035</u>	<u>12.800</u>	<u>9.167</u>	<u>10.867</u>	<u>12.767</u>	<u>12.067</u>	<u>10.367</u>
525	WENHAM Sam	National	<u>60.502</u>	<u>10.567</u>	<u>8.800</u>	<u>9.034</u>	<u>11.434</u>	<u>11.167</u>	<u>9.500</u>







#	Athlete	Category							
520	BOSCHMANN Davey	National	60.236	11.634	11.434	9.834	11.400	10.767	5.167
521	GREGOIRE Jeremie	National	49.136	10.667	10.567	5.534	10.567	10.034	1.767
524	STOCKWELL Rémi	National	43.135	0.000	0.000	12.134	9.534	10.300	11.167
522	NEUMANN Mackenzie	National	41.535	10.800	1.567	5.667	8.067	9.334	6.100
Totals			255.341 (9)	45.901 (10)	39.968 (9)	41.869 (9)	46.168 (7)	44.301 (9)	37.134 (9)







Newfoundland and Labrador

545	DROVER Michael	National	62.803	12.134	10.367	10.534	9.834	11.067	8.867
544	JACKMAN Liam	National	59.502	12.734	9.267	10.100	10.934	11.567	4.900
540	SORENSEN Aksel	National	47.768	10.867	9.800	8.800	11.000	6.167	1.134
541	FRIDGEN Carter	National	34.901	10.200	0.000	9.167	10.867	4.667	0.000
542	HONG Jack	National	31.700	11.800	0.000	9.100	10.800	0.000	0.000
543	BATTCKOCK Joshua	National	31.401	11.800	0.000	8.634	10.967	0.000	0.000
Totals			208.940 (10)	48.468 (9)	29.434 (10)	38.901 (10)	43.768 (10)	33.468 (10)	14.901 (10)

Generated Mon, 16 Feb 2015 19:44:39 -0800 in 0.009 seconds by kscore.ca

#	Athlete	Contingent																			AA		
			D	Score	Rk	D	Score	Rk	D	Score	Rk	D	Score	Rk	D	Score	Rk	D	Score	Rk	D	Score	Rk
565	ZAKUTNEY Samuel	Ontario	5.20	14.200	5	5.00	13.234	4	4.70	13.300	8	5.20	14.034	4	5.10	13.800	1	5.20	13.900	3	30.40	82.468	1
582	HALICKMAN Matthew	Quebec	4.90	13.367	14	4.20	12.034	17	5.20	14.367	1	5.20	14.134	3	5.10	12.834	6	5.40	14.367	1	30.00	81.103	2
564	KARSTADT Justin	Ontario	5.10	13.100	19	4.80	13.767	3	5.10	14.234	2	5.20	14.167	2	5.00	13.334	2	4.70	12.500	19	29.90	81.102	3
510	MAH Aaron	British Columbia	5.30	14.467	2	5.10	12.400	12	4.70	13.534	6	4.40	13.734	6	4.80	12.200	24	5.70	14.100	2	30.00	80.435	4
580	DOLCI Félix	Quebec	5.50	14.500	1	4.30	13.200	5	4.90	14.134	3	5.20	13.700	7	5.00	12.234	23	4.70	12.367	20	29.60	80.135	5
585	EMARD William	Quebec	5.40	14.300	3	3.80	12.367	13	4.80	13.934	4	4.40	13.300	11	4.40	12.734	10	4.50	13.067	9	27.30	79.702	6
561	TAWFIK Anthony	Ontario	5.00	14.000	9	4.90	13.900	1	4.90	12.934	10	4.40	13.234	12	4.90	11.934	31	4.70	13.667	4	28.80	79.669	7
583	MENEZES THIBAUT Olivier	Quebec	5.20	14.067	7	4.90	13.834	2	4.90	13.400	7	4.40	13.367	9	4.70	11.267	45	4.60	13.300	7	28.70	79.235	8
563	BARTHOLOMEUSZ Jeremy	Ontario	5.10	13.900	10	4.30	11.200	30	4.40	12.567	18	5.20	14.467	1	4.40	13.267	3	4.70	13.234	8	28.10	78.635	9
581	GOSELIN-PARADIS Laurent	Quebec	5.20	14.267	4	3.80	12.267	14	4.40	12.700	14	4.80	13.834	5	4.20	12.534	14	4.40	12.900	12	26.80	78.502	10
555	BLACK Wiliam	Nova Scotia	5.10	13.667	12	4.20	12.434	11	4.10	12.600	17	4.40	13.234	12	3.80	12.700	11	3.40	12.000	25	25.00	76.635	11
594	KING Teague	Saskatchewan	5.00	14.167	6	4.80	11.467	26	4.00	12.667	15	4.40	13.000	19	4.40	12.300	20	4.90	12.934	11	27.50	76.535	12
595	TYNDALL Wyatt	Saskatchewan	5.30	14.067	7	4.60	11.867	20	4.60	12.634	16	5.20	13.567	8	4.40	12.467	17	5.20	11.567	29	29.30	76.169	13
515	CHAPLIN Steven	British Columbia	4.40	12.567	30	4.30	11.600	24	5.30	12.367	21	4.40	13.234	12	4.20	13.134	5	5.70	13.000	10	28.30	75.902	14
562	CHRONOPOULOS Ioannis	Ontario	4.60	11.934	39	4.20	12.900	7	4.60	13.300	8	4.40	13.367	9	4.30	12.167	26	4.30	12.100	23	26.40	75.768	15
514	SIBLEY Michael	British Columbia	4.60	12.734	26	3.70	11.167	32	5.30	13.834	5	5.20	13.034	17	4.10	12.267	21	3.90	12.634	15	26.80	75.670	16
512	STANLEY Cameron	British Columbia	4.50	13.367	14	4.10	11.834	21	5.00	11.800	28	4.40	13.167	16	4.50	11.900	32	4.80	13.534	5	27.30	75.602	17
505	MARSDEN Teagan	Alberta	4.80	12.434	32	3.60	11.934	19	4.70	12.867	11	4.40	12.600	25	4.50	12.600	13	4.80	12.567	16	26.80	75.002	18
501	MCCORMICK Findlay	Alberta	4.80	13.700	11	4.00	12.000	18	4.30	12.467	20	4.40	12.700	23	3.70	11.600	39	4.20	12.534	17	25.40	75.001	19
554	CLOUTER Stephen	Nova Scotia	3.80	12.200	35	5.10	12.700	8	4.20	12.200	23	2.00	10.767	47	4.50	12.834	6	4.50	13.334	6	24.10	74.035	20
573	GALLANT Matthew	Prince Edward Island	3.70	12.534	31	4.70	12.967	6	4.20	12.167	24	4.40	12.267	27	3.90	12.500	16	3.40	11.400	31	24.30	73.835	21
503	STRETCH Noah	Alberta	4.60	12.367	34	3.80	12.067	16	3.70	11.734	30	4.40	13.200	15	4.00	12.067	28	3.70	12.100	23	24.20	73.535	22
511	FARQUHARSON Alexander	British Columbia	4.90	13.534	13	4.50	11.200	30	4.20	12.234	22	4.40	12.134	29	4.80	11.667	37	4.80	12.700	14	27.60	73.469	23

																					AA		
#	Athlete	Contingent	D	Score	Rk	D	Score	Rk	D	Score	Rk	D	Score	Rk	D	Score	Rk	D	Score	Rk	D	Score	Rk
560	TRYGUBA Andriy	Ontario	4.70	13.167	17	4.30	12.100	15	4.90	12.834	12	2.80	9.934	52	4.50	12.667	12	4.30	12.234	22	25.50	72.936	24
502	FAGAN Kieran	Alberta	4.60	13.167	17	3.30	10.134	40	4.00	11.734	30	4.40	13.034	17	4.30	11.834	34	4.50	12.734	13	25.10	72.637	25
513	WONG Darren	British Columbia	4.60	12.934	22	3.70	11.600	24	3.80	12.067	27	3.00	11.600	32	4.00	11.434	43	3.60	12.334	21	22.70	71.969	26
504	MICKELSON Sean	Alberta	4.70	11.767	45	3.50	11.667	23	4.70	11.767	29	4.40	13.000	19	4.30	12.534	14	4.30	11.100	37	25.90	71.835	27
570	MANN Alexander	Prince Edward Island	3.90	12.767	25	4.10	11.000	33	2.90	10.967	37	3.60	12.267	27	3.40	12.267	21	3.30	11.700	28	21.20	70.968	28
553	BENJAMIN Kahlil	Nova Scotia	4.80	13.067	21	3.60	11.800	22	3.00	10.967	37	4.00	11.167	37	3.70	11.667	37	3.60	11.900	26	22.70	70.568	29
593	HALLGRIMSON Nicolas	Saskatchewan	4.30	12.667	29	3.90	10.667	35	3.50	11.334	34	3.60	12.000	30	3.90	11.967	30	3.00	11.400	31	22.20	70.035	30
550	WATTERS Alexander	Nova Scotia	4.10	11.900	41	3.90	10.200	38	4.10	12.100	26	3.20	11.634	31	3.90	12.434	18	3.00	11.367	33	22.20	69.635	31
552	BEARNE Christopher	Nova Scotia	4.00	12.734	26	3.80	11.467	26	4.10	11.467	32	3.00	11.067	38	3.60	11.600	39	3.40	11.067	38	21.90	69.402	32
591	THORPE Michael	Saskatchewan	4.20	12.867	23	3.20	10.134	40	3.00	11.334	34	4.40	12.634	24	3.60	10.934	49	2.90	11.300	34	21.30	69.203	33
523	EROS Paul	Manitoba	4.10	12.800	24	3.50	9.167	47	3.00	10.867	39	3.60	12.767	22	3.70	12.067	28	2.20	10.367	41	20.10	68.035	34
534	TALBOT Patrick	New Brunswick	3.40	12.434	32	3.40	11.334	29	2.40	10.534	41	2.80	11.234	35	3.60	12.134	27	1.90	10.000	44	17.50	67.670	35
530	GAUTREAU Antoine	New Brunswick	3.30	12.067	38	2.40	9.834	42	2.40	11.167	36	2.80	10.967	40	3.30	11.900	32	2.40	11.167	35	16.60	67.102	36
531	MACMASTER Cameron	New Brunswick	3.80	12.134	36	3.60	10.200	38	2.20	10.634	40	3.00	10.934	42	3.30	12.400	19	2.50	10.267	42	18.40	66.569	37
535	GAUTREAU Thomas	New Brunswick	3.30	11.934	39	2.40	10.734	34	2.40	9.134	50	2.80	10.900	44	3.30	12.200	24	2.40	10.700	39	16.60	65.602	38
571	LANDRY Edward	Prince Edward Island	3.50	11.500	47	2.60	9.467	44	2.30	9.967	47	3.00	10.400	49	3.30	11.534	42	2.10	10.500	40	16.80	63.368	39
545	DROVER Michael	Newfoundland and Labrador	3.50	12.134	36	2.90	10.367	37	2.20	10.534	41	2.00	9.834	53	2.80	11.067	47	1.70	8.867	46	15.10	62.803	40
572	BOURQUE Isaac	Prince Edward Island	3.40	11.800	42	3.10	9.300	45	2.20	10.034	46	2.80	10.367	50	3.50	11.034	48	2.10	10.100	43	17.10	62.635	41
525	WENHAM Sam	Manitoba	3.30	10.567	52	2.70	8.800	48	2.30	9.034	52	3.00	11.434	33	3.30	11.167	46	2.10	9.500	45	16.70	60.502	42
520	BOSCHMANN Davey	Manitoba	3.60	11.634	46	3.00	11.434	28	2.40	9.834	48	2.80	11.400	34	3.20	10.767	50	2.00	5.167	48	17.00	60.236	43
544	JACKMAN Liam	Newfoundland and Labrador	3.90	12.734	26	2.20	9.267	46	2.30	10.100	45	2.80	10.934	42	3.20	11.567	41	1.60	4.900	49	16.00	59.502	44
574	MCKENNA Ryan	Prince Edward Island	3.80	11.000	48	3.00	5.634	50	2.10	10.434	43	2.80	10.034	51	3.00	11.367	44	2.20	4.134	50	16.90	52.603	45
500	EARL Bradley	Alberta	4.90	13.234	16	0.00	0.000	52	5.30	12.734	13	5.20	12.834	21	5.00	13.267	3	0.00	0.000	54	20.40	52.069	46
532	CROSSMAN Evan	New Brunswick	3.60	8.567	54	2.50	6.467	49	2.40	10.234	44	3.00	11.200	36	2.90	11.700	36	1.60	3.200	51	16.00	51.368	47
592	TYNDALL Mitch	Saskatchewan	0.00	0.000	55	4.30	12.667	9	4.10	12.500	19	0.00	0.000	56	4.40	12.767	9	3.80	11.500	30	16.60	49.434	48
590	TYNDALL Jesse	Saskatchewan	0.00	0.000	55	4.40	12.567	10	3.80	11.467	32	0.00	0.000	56	4.80	12.834	6	4.30	12.534	17	17.30	49.402	49

																					AA		
#	Athlete	Contingent	D	Score	Rk	D	Score	Rk	D	Score	Rk	D	Score	Rk	D	Score	Rk	D	Score	Rk	D	Score	Rk
521	GREGOIRE Jeremie	Manitoba	2.80	10.667	51	3.00	10.567	36	2.10	5.534	56	2.80	10.567	48	3.20	10.034	52	1.40	1.767	52	15.30	49.136	50
551	MCCARTHY Benjamin	Nova Scotia	4.50	13.100	19	0.00	0.000	52	0.00	0.000	57	4.40	12.400	26	3.40	11.734	35	3.60	11.867	27	15.90	49.101	51
540	SORENSEN Aksel	Newfoundland and Labrador	3.10	10.867	49	2.20	9.800	43	1.80	8.800	53	2.80	11.000	39	3.00	6.167	54	0.90	1.134	53	13.80	47.768	52
524	STOCKWELL Rémi	Manitoba	0.00	0.000	55	0.00	0.000	52	4.20	12.134	25	2.80	9.534	54	3.50	10.300	51	4.50	11.167	35	15.00	43.135	53
522	NEUMANN Mackenzie	Manitoba	3.50	10.800	50	2.10	1.567	51	1.70	5.667	55	2.40	8.067	55	3.00	9.334	53	1.70	6.100	47	14.40	41.535	54
541	FRIDGEN Carter	Newfoundland and Labrador	3.30	10.200	53	0.00	0.000	52	2.20	9.167	49	2.00	10.867	45	2.20	4.667	55	0.00	0.000	54	9.70	34.901	55
542	HONG Jack	Newfoundland and Labrador	3.50	11.800	42	0.00	0.000	52	1.70	9.100	51	2.00	10.800	46	0.00	0.000	56	0.00	0.000	54	7.20	31.700	56
543	BATTCKOCK Joshua	Newfoundland and Labrador	3.50	11.800	42	0.00	0.000	52	2.10	8.634	54	2.80	10.967	40	0.00	0.000	56	0.00	0.000	54	8.40	31.401	57

Generated Mon, 16 Feb 2015 19:47:58 -0800 in 0.008 seconds by kscore.ca