



2015 Canada Winter Games
 Prince George, February 13 - March 1, 2015
Team Results
National

#	Athlete	Category	AA	T	FT	A	■
Quebec							
486	WOO Rose	National	<u>59.150</u>	<u>14.400</u>	<u>15.000</u>	<u>14.950</u>	<u>14.800</u>
480	ROUSSEAU Audrey	National	<u>57.150</u>	<u>13.900</u>	<u>14.700</u>	<u>14.600</u>	<u>13.950</u>
485	DEMERS Laurie-Ann	National	<u>53.850</u>	<u>12.500</u>	<u>13.400</u>	<u>14.150</u>	<u>13.800</u>
483	CYRENNE Helody	National	<u>53.800</u>	<u>13.950</u>	<u>14.100</u>	<u>12.000</u>	<u>13.750</u>
484	DENOMMÉE Laurie	National	<u>53.750</u>	<u>14.100</u>	<u>12.450</u>	<u>13.250</u>	<u>13.950</u>
482	DUMONT Émilie	National	<u>51.350</u>	<u>13.450</u>	<u>13.550</u>	<u>11.700</u>	<u>12.650</u>
Totals			227.150 (1)	56.350 (3)	57.350 (1)	56.950 (1)	56.500 (2)
Ontario							
461	ROBERTS Megane	National	<u>57.550</u>	<u>14.350</u>	<u>13.350</u>	<u>14.450</u>	<u>15.400</u>
460	COLUSSI-PELAEZ Mariana	National	<u>56.300</u>	<u>14.150</u>	<u>13.550</u>	<u>14.350</u>	<u>14.250</u>
464	POSIDIS-KOWALSKI Sarah	National	<u>54.650</u>	<u>13.950</u>	<u>14.400</u>	<u>12.800</u>	<u>13.500</u>
463	BORGES Samantha	National	<u>54.100</u>	<u>14.550</u>	<u>13.400</u>	<u>12.500</u>	<u>13.650</u>
462	TEMKOV Melissa	National	<u>52.300</u>	<u>14.000</u>	<u>12.400</u>	<u>11.850</u>	<u>14.050</u>
465	MORAES ARISPE Sofia	National	<u>51.950</u>	<u>13.500</u>	<u>12.800</u>	<u>12.850</u>	<u>12.800</u>
Totals			223.550 (2)	57.050 (1)	54.700 (2)	54.450 (3)	57.350 (1)
British Columbia							
415	OLSEN Shallon	National	<u>57.650</u>	<u>15.150</u>	<u>14.000</u>	<u>14.150</u>	<u>14.350</u>
410	KAJI Clair	National	<u>53.800</u>	<u>13.850</u>	<u>13.400</u>	<u>12.950</u>	<u>13.600</u>
413	SAN ROMAN Itzia	National	<u>52.900</u>	<u>14.000</u>	<u>12.350</u>	<u>13.250</u>	<u>13.300</u>

#	Athlete	Category	AA	I	FT	T	■
414	CHO Seina	National	<u>51.250</u>	<u>13.550</u>	<u>11.800</u>	<u>12.450</u>	<u>13.450</u>
411	DE JONG Haley	National	<u>51.050</u>	<u>12.200</u>	<u>13.400</u>	<u>12.900</u>	<u>12.550</u>
412	JUK Ilka	National	<u>48.000</u>	<u>13.550</u>	<u>7.300</u>	<u>13.650</u>	<u>13.500</u>
Totals			218.600 (3)	56.550 (2)	53.150 (3)	54.000 (4)	54.900 (3)

Alberta






404	RUTTAN Meaghan	National	<u>54.900</u>	<u>13.150</u>	<u>13.850</u>	<u>14.050</u>	<u>13.850</u>
405	BROWN Shaelyn	National	<u>53.450</u>	<u>14.550</u>	<u>12.600</u>	<u>13.400</u>	<u>12.900</u>
400	ARCAND Alyson	National	<u>52.600</u>	<u>13.250</u>	<u>12.500</u>	<u>13.600</u>	<u>13.250</u>
403	PARKER Mackenzie	National	<u>52.300</u>	<u>13.550</u>	<u>11.600</u>	<u>13.450</u>	<u>13.700</u>
401	GUTHRIE Emma	National	<u>50.650</u>	<u>12.950</u>	<u>12.850</u>	<u>12.200</u>	<u>12.650</u>
402	HANASYK Kelly	National	<u>50.050</u>	<u>13.350</u>	<u>11.700</u>	<u>11.950</u>	<u>13.050</u>
Totals			214.850 (4)	54.700 (4)	51.800 (4)	54.500 (2)	53.850 (4)

Saskatchewan

491	WRIGHT Charlie	National	<u>53.050</u>	<u>13.300</u>	<u>13.350</u>	<u>12.800</u>	<u>13.600</u>
493	PEDRICK Denelle	National	<u>52.700</u>	<u>14.000</u>	<u>12.350</u>	<u>12.850</u>	<u>13.500</u>
495	DIMAS Maria	National	<u>51.400</u>	<u>13.400</u>	<u>11.200</u>	<u>13.700</u>	<u>13.100</u>
490	FRANKLIN Breanna	National	<u>49.950</u>	<u>12.950</u>	<u>11.600</u>	<u>12.100</u>	<u>13.300</u>
492	BIEVER Courtney	National	<u>48.600</u>	<u>13.450</u>	<u>11.850</u>	<u>10.750</u>	<u>12.550</u>
494	MURDOCK Jenna	National	<u>46.950</u>	<u>13.200</u>	<u>10.600</u>	<u>11.700</u>	<u>11.450</u>
Totals			208.250 (5)	54.150 (5)	49.150 (6)	51.450 (5)	53.500 (5)

Manitoba

422	LEIPSIC Emma	National	<u>50.950</u>	<u>13.800</u>	<u>14.100</u>	<u>10.950</u>	<u>12.100</u>
421	BLACKNER Emily	National	<u>48.900</u>	<u>13.250</u>	<u>13.150</u>	<u>9.350</u>	<u>13.150</u>
423	BOULANGER Meghan	National	<u>48.700</u>	<u>12.800</u>	<u>10.900</u>	<u>12.500</u>	<u>12.500</u>
420	ROSS Alia	National	<u>47.250</u>	<u>12.950</u>	<u>11.500</u>	<u>10.600</u>	<u>12.200</u>
424	OSWALD Molly	National	<u>47.200</u>	<u>14.000</u>	<u>9.900</u>	<u>10.600</u>	<u>12.700</u>
425	SITARZ Tristyn	National	<u>46.350</u>	<u>12.850</u>	<u>10.750</u>	<u>10.600</u>	<u>12.150</u>

#	Athlete	Category					
Totals			198.850 (6)	54.000 (7)	49.650 (5)	44.650 (7)	50.550 (6)

Nova Scotia

452	POULIOT Enya	National	<u>50.150</u>	<u>13.450</u>	<u>11.100</u>	<u>13.600</u>	<u>12.000</u>
454	FAULKNER Madison	National	<u>49.100</u>	<u>13.900</u>	<u>11.650</u>	<u>10.800</u>	<u>12.750</u>
455	STEWART Tea	National	<u>46.200</u>	<u>13.100</u>	<u>10.450</u>	<u>10.550</u>	<u>12.100</u>
453	EWING Jordyn	National	<u>46.200</u>	<u>12.650</u>	<u>9.950</u>	<u>11.050</u>	<u>12.550</u>
450	TOMLINSON Abigail	National	<u>44.750</u>	<u>12.150</u>	<u>9.950</u>	<u>11.400</u>	<u>11.250</u>
451	DOWNEY Alexis	National	<u>44.250</u>	<u>13.600</u>	<u>8.700</u>	<u>10.300</u>	<u>11.650</u>
Totals			193.450 (7)	54.050 (6)	43.150 (8)	46.850 (6)	49.400 (7)

Newfoundland and Labrador

442	HOLMES Grace	National	<u>47.600</u>	<u>13.250</u>	<u>11.950</u>	<u>9.650</u>	<u>12.750</u>
444	SQUIRES Rebecca	National	<u>46.250</u>	<u>13.100</u>	<u>10.400</u>	<u>10.650</u>	<u>12.100</u>
440	DOLOMOUNT Abbey	National	<u>45.650</u>	<u>12.750</u>	<u>11.400</u>	<u>9.850</u>	<u>11.650</u>
445	HALLETT Samantha	National	<u>45.450</u>	<u>12.800</u>	<u>10.750</u>	<u>9.850</u>	<u>12.050</u>
443	WEIR Jeannie	National	<u>44.850</u>	<u>11.600</u>	<u>10.550</u>	<u>11.100</u>	<u>11.600</u>
441	COLLINS Allison	National	<u>40.950</u>	<u>11.350</u>	<u>9.800</u>	<u>9.650</u>	<u>10.150</u>
Totals			186.550 (8)	51.900 (9)	44.650 (7)	41.450 (9)	48.550 (8)





New Brunswick






432	SHEA Kaitlyn	National	<u>47.100</u>	<u>13.250</u>	<u>11.650</u>	<u>9.950</u>	<u>12.250</u>
431	WILSON Chelsea	National	<u>46.450</u>	<u>13.750</u>	<u>10.250</u>	<u>10.850</u>	<u>11.600</u>
430	DOLAN Abigail	National	<u>45.900</u>	<u>12.800</u>	<u>10.350</u>	<u>11.500</u>	<u>11.250</u>
433	SHANNON Lexie	National	<u>44.300</u>	<u>13.050</u>	<u>9.950</u>	<u>9.450</u>	<u>11.850</u>
435	TALBOT Myranda	National	<u>43.900</u>	<u>12.550</u>	<u>9.600</u>	<u>10.250</u>	<u>11.500</u>
434	NASON Maggie-Mae	National	<u>41.900</u>	<u>12.850</u>	<u>9.500</u>	<u>9.050</u>	<u>10.500</u>
Totals			184.850 (9)	52.900 (8)	42.200 (9)	42.550 (8)	47.200 (9)






Prince Edward Island

#	Athlete	Category	AA	I	FT	T	■
475	MCGUIGAN Tessa	National	<u>41.550</u>	<u>12.250</u>	<u>9.350</u>	<u>9.350</u>	<u>10.600</u>
473	DOUCETTE Megan	National	<u>41.100</u>	<u>12.500</u>	<u>8.100</u>	<u>10.200</u>	<u>10.300</u>
471	QUINN Karisa	National	<u>40.550</u>	<u>11.900</u>	<u>7.950</u>	<u>9.450</u>	<u>11.250</u>
474	MAHAJER Selina	National	<u>40.350</u>	<u>11.700</u>	<u>9.200</u>	<u>9.750</u>	<u>9.700</u>
470	MACLEOD Chelsea	National	<u>39.100</u>	<u>10.950</u>	<u>8.150</u>	<u>9.350</u>	<u>10.650</u>
472	KELLY Madison	National	<u>37.350</u>	<u>12.400</u>	<u>6.300</u>	<u>7.900</u>	<u>10.750</u>
Totals			165.850 (10)	49.050 (10)	34.800 (10)	38.750 (10)	43.250 (10)

Generated Sun, 15 Feb 2015 19:52:05 -0800 in 0.006 seconds by kscore.ca

#	Athlete	Contingent													AA		
			D	Score	Rk	D	Score	Rk	D	Score	Rk	D	Score	Rk	D	Score	Rk
486	WOO Rose	Quebec	5.20	14.400	4	6.80	15.000	1	7.10	14.950	1	6.50	14.800	2	25.60	59.150	1
415	OLSEN Shallon	British Columbia	6.00	15.150	1	6.30	14.000	6	6.70	14.150	5	6.60	14.350	3	25.60	57.650	2
461	ROBERTS Megane	Ontario	5.20	14.350	5	6.80	13.350	14	6.10	14.450	3	6.80	15.400	1	24.90	57.550	3
480	ROUSSEAU Audrey	Quebec	4.70	13.900	14	6.40	14.700	2	6.40	14.600	2	6.00	13.950	6	23.50	57.150	4
460	COLUSSI-PELAEZ Mariana	Ontario	5.20	14.150	6	5.90	13.550	8	5.80	14.350	4	5.80	14.250	4	22.70	56.300	5
404	RUTTAN Meaghan	Alberta	4.40	13.150	35	5.60	13.850	7	5.90	14.050	7	5.90	13.850	8	21.80	54.900	6
464	POSIDIS-KOWALSKI Sarah	Ontario	5.20	13.950	12	6.00	14.400	3	4.90	12.800	20	5.00	13.500	15	21.10	54.650	7
463	BORGES Samantha	Ontario	5.20	14.550	2	5.70	13.400	10	5.30	12.500	22	5.30	13.650	12	21.50	54.100	8
485	DEMERS Laurie-Ann	Quebec	5.20	12.500	50	5.30	13.400	10	6.30	14.150	5	5.60	13.800	9	22.40	53.850	9
483	CYRENNE Helody	Quebec	5.20	13.950	12	6.20	14.100	4	6.20	12.000	27	5.60	13.750	10	23.20	53.800	10
410	KAJI Clair	British Columbia	5.20	13.850	16	5.50	13.400	10	5.20	12.950	16	5.80	13.600	13	21.70	53.800	10
484	DENOMMÉE Laurie	Quebec	5.20	14.100	7	5.60	12.450	21	5.40	13.250	14	5.70	13.950	6	21.90	53.750	12
405	BROWN Shaelyn	Alberta	5.20	14.550	2	4.80	12.600	19	5.90	13.400	13	5.60	12.900	25	21.50	53.450	13
491	WRIGHT Charlie	Saskatchewan	4.40	13.300	29	6.00	13.350	14	5.90	12.800	20	5.70	13.600	13	22.00	53.050	14
413	SAN ROMAN Itzia	British Columbia	5.20	14.000	8	5.50	12.350	23	6.30	13.250	14	6.00	13.300	19	23.00	52.900	15
493	PEDRICK Denelle	Saskatchewan	5.20	14.000	8	5.30	12.350	23	5.00	12.850	18	5.60	13.500	15	21.10	52.700	16
400	ARCAND Alyson	Alberta	4.40	13.250	30	5.60	12.500	20	6.10	13.600	10	5.10	13.250	21	21.20	52.600	17
403	PARKER Mackenzie	Alberta	5.20	13.550	20	4.60	11.600	31	6.50	13.450	12	5.80	13.700	11	22.10	52.300	18
462	TEMKOV Melissa	Ontario	5.20	14.000	8	4.70	12.400	22	4.40	11.850	29	5.50	14.050	5	19.80	52.300	18
465	MORAES ARISPE Sofia	Ontario	4.40	13.500	23	4.30	12.800	18	4.50	12.850	18	4.70	12.800	26	17.90	51.950	20
495	DIMAS Maria	Saskatchewan	4.40	13.400	27	3.10	11.200	35	5.90	13.700	8	5.10	13.100	23	18.50	51.400	21
482	DUMONT Émilie	Quebec	4.40	13.450	24	6.30	13.550	8	5.30	11.700	30	4.40	12.650	30	20.40	51.350	22
414	CHO Seina	British Columbia	4.80	13.550	20	4.50	11.800	27	5.20	12.450	24	6.10	13.450	18	20.60	51.250	23

																	
#	Athlete	Contingent	D	Score	Rk	D	Score	Rk	D	Score	Rk	D	Score	Rk	D	Score	Rk
411	DE JONG Haley	British Columbia	4.00	12.200	54	5.50	13.400	10	6.60	12.900	17	5.80	12.550	32	21.90	51.050	24
422	LEIPSIC Emma	Manitoba	5.20	13.800	17	5.90	14.100	4	5.50	10.950	36	4.60	12.100	39	21.20	50.950	25
401	GUTHRIE Emma	Alberta	4.40	12.950	39	4.60	12.850	17	5.20	12.200	25	4.90	12.650	30	19.10	50.650	26
452	POULIOT Enya	Nova Scotia	4.40	13.450	24	4.70	11.100	36	6.20	13.600	10	5.80	12.000	43	21.10	50.150	27
402	HANASYK Kelly	Alberta	4.40	13.350	28	3.20	11.700	28	4.80	11.950	28	5.00	13.050	24	17.40	50.050	28
490	FRANKLIN Breanna	Saskatchewan	4.60	12.950	39	4.10	11.600	31	5.10	12.100	26	5.40	13.300	19	19.20	49.950	29
454	FAULKNER Madison	Nova Scotia	4.60	13.900	14	4.50	11.650	29	4.70	10.800	38	5.10	12.750	27	18.90	49.100	30
421	BLACKNER Emily	Manitoba	4.40	13.250	30	4.50	13.150	16	4.20	9.350	56	4.90	13.150	22	18.00	48.900	31
423	BOULANGER Meghan	Manitoba	4.20	12.800	44	2.60	10.900	37	5.10	12.500	22	4.70	12.500	35	16.60	48.700	32
492	BIEVER Courtney	Saskatchewan	4.60	13.450	24	4.20	11.850	26	5.00	10.750	39	4.90	12.550	32	18.70	48.600	33
412	JUK Ilka	British Columbia	5.20	13.550	20	5.10	7.300	60	6.30	13.650	9	5.80	13.500	15	22.40	48.000	34
442	HOLMES Grace	Newfoundland and Labrador	4.40	13.250	30	3.70	11.950	25	3.60	9.650	52	4.90	12.750	27	16.60	47.600	35
420	ROSS Alia	Manitoba	4.00	12.950	39	3.50	11.500	33	4.90	10.600	41	4.70	12.200	37	17.10	47.250	36
424	OSWALD Molly	Manitoba	5.20	14.000	8	3.40	9.900	49	4.50	10.600	41	4.70	12.700	29	17.80	47.200	37
432	SHEA Kaitlyn	New Brunswick	4.40	13.250	30	3.40	11.650	29	3.30	9.950	48	4.70	12.250	36	15.80	47.100	38
494	MURDOCK Jenna	Saskatchewan	4.40	13.200	34	2.00	10.600	40	5.40	11.700	30	4.10	11.450	50	15.90	46.950	39
431	WILSON Chelsea	New Brunswick	4.60	13.750	18	2.80	10.250	45	4.00	10.850	37	4.40	11.600	47	15.80	46.450	40
425	SITARZ Tristyn	Manitoba	4.20	12.850	42	2.10	10.750	38	4.20	10.600	41	4.60	12.150	38	15.10	46.350	41
444	SQUIRES Rebecca	Newfoundland and Labrador	4.40	13.100	36	2.70	10.400	43	3.40	10.650	40	4.30	12.100	39	14.80	46.250	42
455	STEWART Tea	Nova Scotia	4.40	13.100	36	2.90	10.450	42	4.70	10.550	44	5.00	12.100	39	17.00	46.200	43
453	EWING Jordyn	Nova Scotia	4.00	12.650	48	2.80	9.950	46	4.70	11.050	35	4.60	12.550	32	16.10	46.200	43
430	DOLAN Abigail	New Brunswick	4.20	12.800	44	2.50	10.350	44	4.40	11.500	32	3.90	11.250	51	15.00	45.900	45
440	DOLOMOUNT Abbey	Newfoundland and Labrador	4.20	12.750	47	3.20	11.400	34	4.50	9.850	49	4.20	11.650	45	16.10	45.650	46
445	HALLETT Samantha	Newfoundland and Labrador	4.00	12.800	44	3.10	10.750	38	3.20	9.850	49	4.40	12.050	42	14.70	45.450	47
443	WEIR Jeannie	Newfoundland and Labrador	4.00	11.600	59	2.30	10.550	41	3.90	11.100	34	4.20	11.600	47	14.40	44.850	48
450	TOMLINSON Abigail	Nova Scotia	4.20	12.150	55	2.50	9.950	46	4.80	11.400	33	3.50	11.250	51	15.00	44.750	49
433	SHANNON Lexie	New Brunswick	4.20	13.050	38	2.40	9.950	46	4.00	9.450	54	4.40	11.850	44	15.00	44.300	50
451	DOWNEY Alexis	Nova Scotia	5.20	13.600	19	3.90	8.700	56	3.90	10.300	45	4.60	11.650	45	17.60	44.250	51
435	TALBOT Myranda	New Brunswick	4.00	12.550	49	2.80	9.600	51	4.00	10.250	46	4.30	11.500	49	15.10	43.900	52

																	
#	Athlete	Contingent	D	Score	Rk	D	Score	Rk	D	Score	Rk	D	Score	Rk	D	Score	Rk
434	NASON Maggie-Mae	New Brunswick	4.20	12.850	42	2.50	9.500	52	3.80	9.050	59	4.50	10.500	57	15.00	41.900	53
475	MCGUIGAN Tessa	Prince Edward Island	4.20	12.250	53	2.30	9.350	53	2.90	9.350	56	2.90	10.600	56	12.30	41.550	54
473	DOUCETTE Megan	Prince Edward Island	4.20	12.500	50	1.50	8.100	58	3.10	10.200	47	2.80	10.300	58	11.60	41.100	55
441	COLLINS Allison	Newfoundland and Labrador	4.00	11.350	60	3.40	9.800	50	3.50	9.650	52	3.40	10.150	59	14.30	40.950	56
471	QUINN Karisa	Prince Edward Island	4.00	11.900	56	1.60	7.950	59	3.50	9.450	54	3.40	11.250	51	12.50	40.550	57
474	MAHAJER Selina	Prince Edward Island	4.20	11.700	57	2.20	9.200	54	2.70	9.750	51	3.40	9.700	60	12.50	40.350	58
470	MACLEOD Chelsea	Prince Edward Island	3.20	10.950	61	1.80	8.150	57	2.40	9.350	56	3.00	10.650	55	10.40	39.100	59
472	KELLY Madison	Prince Edward Island	4.00	12.400	52	1.60	6.300	61	2.20	7.900	60	3.30	10.750	54	11.10	37.350	60
497	COYNE Reena	Yukon	4.20	11.700	57	2.20	8.750	55	1.60	1.700	61	3.40	9.050	61	11.40	31.200	61

Generated Sun, 15 Feb 2015 19:52:59 -0800 in 0.008 seconds by kscore.ca