

BC Winter Games
Artistic Gymnastics
 - Mission - February 21-22, 2014



Team Scores: # of counting scores per event: **4**

WAG Team Results

Session WAG - Team - Flight 2

Vault
Saut



Bars
Barres



Beam
Poutre



Floor
Sol



All Around
Note total

Abbrev.	Team Name...	Score		Score		Score		Score		Score	
		Rank		Rank		Rank		Rank		Rank	
Z4	Zone 4	49.700	3	50.150	2	50.350	2	51.600	1-T	201.800	1
Z5	Zone 5	48.000	7	50.350	1	50.600	1	51.600	1-T	200.550	2
Z6	Zone 6	50.350	2	47.550	3	48.750	5	51.300	3	197.950	3
Z3	Zone 3	51.050	1	46.800	5	48.800	4	50.750	4	197.400	4
Z8	Zone 8	49.550	4	45.650	7	49.650	3	50.600	5	195.450	5
Z2	Zone 2	48.100	6	45.950	6	47.150	6	50.100	7	191.300	6
Z7	Zone 7	45.550	8	47.300	4	47.100	7	47.900	8	187.850	7
Z1	Zone 1	48.300	5	43.550	8	44.700	8	50.550	6	187.100	8



BC Winter Games

Artistic Gymnastics

- Mission - February 21-22, 2014

WAG Team - Combined Flights 1&2

ID #	Gymnast's Name	Club	City	Vault Saut			Bars Barres			Beam Poutre			Floor Sol			All Around Total		
				Diff.	Score	Rk	Diff.	Score	Rk	Diff.	Score	Rk	Diff.	Score	Rk	Diff.	Score	Rk
132	Tamara Skulstad	Z3	TWI	4.0	13.600	1	4.0	12.800	1-T	4.1	12.350	17	4.1	12.650	18-T	12.1	51.400	1
112	Ella Rogers	Z4	DEL	4.0	12.300	14-T	3.9	12.750	3-T	4.0	13.100	1	4.1	13.150	2-T	16.0	51.300	2
111	Sophie Anderson	Z4	DEL	4.0	12.500	7-T	3.9	12.700	5-T	3.9	12.000	23-T	4.0	12.800	9-T	15.8	50.000	3
136	Darcy Schultz	Z3	DEL	4.0	12.400	10-T	3.8	12.700	5-T	4.0	12.050	22	4.1	12.800	9-T	15.9	49.950	4
143	Cheska Quejado	Z5	PHOE	4.0	11.350	43	4.0	12.800	1-T	3.5	12.850	3	4.1	12.900	7-T	15.6	49.900	5
140	Sierra Chang	Z4	DEL	4.0	12.250	20	3.9	12.600	7	3.7	12.450	10-T	3.9	12.500	29	15.5	49.800	6
114	Sara Takagi	Z5	PHOE	4.0	11.800	35-T	3.8	12.450	8	4.1	12.600	8	3.9	12.900	7-T	15.8	49.750	7
144	Rachael Ruben-Sarganis	Z5	PHOE	4.0	12.200	21-T	3.8	12.750	3-T	3.6	11.600	36-T	4.1	13.150	2-T	15.5	49.700	8
115	Yoanna Nikolova	Z5	FLCK	4.0	12.200	21-T	3.9	12.000	14-T	4.1	12.750	6	4.0	12.650	18-T	16.0	49.600	9
146	Darby McIntyre	Z6	DUN	4.0	13.300	2	4.1	10.900	41	4.1	12.000	23-T	4.1	13.250	1	16.3	49.450	10-T
113	Rachel Pham	Z4	DEL	4.0	11.850	32-T	3.6	12.100	12	3.9	12.800	4-T	4.0	12.700	15-T	15.5	49.450	10-T
130	Vanessa Bulcock	Z2	OGC	3.2	12.150	24	3.8	11.550	26-T	4.1	12.900	2	4.1	12.700	15-T	15.2	49.300	12
117	Reese Wheeldon	Z6	CRGA	4.0	12.450	9	3.9	11.700	22-T	4.1	12.450	10-T	4.1	12.550	23-T	16.1	49.150	13
119	Ekatrina Senilova	Z6	POWR	4.0	12.500	7-T	4.0	11.850	16-T	4.0	12.000	23-T	4.1	12.750	13-T	16.1	49.100	14
123	Naraa Little	Z8	PG	3.2	12.300	14-T	3.4	11.650	24	3.5	12.400	13-T	3.8	12.600	22	13.9	48.950	15
139	Michelle Anderton	Z4	DEL	4.0	12.650	6	3.9	11.850	16-T	3.2	11.450	39	4.1	12.950	5-T	15.2	48.900	16
155	Alia Wilson	Z8	PG	3.2	12.100	25-T	4.0	12.050	13	4.1	12.150	21	4.1	12.550	23-T	15.4	48.850	17
158	Sara Kearing	Z6	NAN	4.0	12.900	3	3.8	11.800	19	4.1	11.650	35	4.1	12.300	33-T	16.0	48.650	18
145	Charlotte Power	Z5	FLCK	4.0	11.800	35-T	4.0	12.350	10	4.1	12.400	13-T	4.1	11.750	45-T	16.2	48.300	19-T
142	Nikita May	Z4	TAG	4.0	12.300	14-T	3.7	11.750	20-T	3.6	12.400	13-T	3.2	11.850	43	14.5	48.300	19-T
134	Ashley Fitzpatrick	Z3	AVI	4.0	12.100	25-T	3.8	11.200	36-T	4.1	12.400	13-T	4.1	12.550	23-T	16.0	48.250	21-T
137	Rhianne Eder	Z3	AVI	3.2	11.700	37-T	4.1	11.400	30-T	4.1	12.800	4-T	4.1	12.350	32	15.5	48.250	21-T
102	Ella Keelan	Z1	GLA	3.2	12.400	10-T	3.3	11.100	39-T	3.4	11.700	33-T	3.9	12.950	5-T	13.8	48.150	23
133	Sophia Walters	Z3	LGF	4.0	12.850	4-T	3.9	11.200	36-T	4.1	11.850	29-T	4.1	12.050	40-T	16.1	47.950	24
156	Anna MacDonald	Z8	PG	4.0	12.850	4-T	3.4	11.250	34-T	4.1	12.650	7	4.1	10.950	53	15.6	47.700	25-T
108	Brienna Gaspar	Z3	TWI	4.0	11.850	32-T	3.8	11.250	34-T	3.4	11.600	36-T	4.1	13.000	4	15.3	47.700	25-T
116	Bailee Nadin	Z5	FLCK	3.2	11.400	41-T	3.8	11.550	26-T	4.1	12.300	18-T	4.0	12.450	30-T	15.1	47.700	25-T
110	Kyra Sager-Hoffard	Z3	LGF	4.0	12.200	21-T	4.0	10.700	42-T	4.1	12.200	20	4.0	12.550	23-T	16.1	47.650	28
118	Kaylee Guignard	Z6	CHI	4.0	11.700	37-T	3.9	12.300	11	3.5	10.700	45-T	3.9	12.750	13-T	15.3	47.450	29
125	Reid Power	Z8	PG	3.2	11.950	30-T	2.3	10.150	51	3.7	12.450	10-T	4.0	12.650	18-T	13.2	47.200	30
148	Janika Scriba	Z6	CRGA	3.2	11.050	53-T	3.8	11.700	22-T	4.1	12.300	18-T	4.0	12.100	37-T	15.1	47.150	31
150	Tyler Chequer	Z6	FAL	4.0	12.300	14-T	3.9	11.400	30-T	4.0	11.100	41	4.1	12.100	37-T	16.0	46.900	32
105	Grace Akurienne	Z2	OGC	3.2	12.350	13	3.4	11.100	39-T	3.7	10.700	45-T	4.0	12.700	15-T	14.3	46.850	33
152	Pyper Burns	Z7	SMI	3.2	11.050	53-T	3.1	11.300	32-T	3.0	11.850	29-T	3.5	12.450	30-T	12.8	46.650	34
154	Nadia Wesley	Z7	SMI	3.2	11.850	32-T	3.7	12.400	9	3.1	9.750	52	4.1	12.550	23-T	14.1	46.550	35-T
124	Mekenna Parker	Z8	PG	4.0	12.300	14-T	2.6	10.700	42-T	3.1	10.750	44	4.0	12.800	9-T	13.7	46.550	35-T
153	Carmen Burns	Z7	SMI	3.2	11.150	46-T	3.6	11.850	16-T	3.5	11.850	29-T	3.1	11.600	47	13.4	46.450	37
127	Emma Lim	Z1	KEY	4.0	11.950	30-T	2.7	10.600	45	3.6	10.800	43	4.1	12.550	23-T	14.4	45.900	38
126	Rhiana Palfy	Z8	PG	4.0	12.050	29	2.9	10.450	47-T	3.2	11.950	26	4.0	11.400	48	14.1	45.850	39








BC Winter Games

Artistic Gymnastics

- Mission - February 21-22, 2014

WAG Team - Combined Flights 1&2

ID #	Gymnast's Name	Club	City	Vault Saut 			Bars Barres 			Beam Poutre 			Floor Sol 			All Around Total 		
				Diff.	Score	Rk	Diff.	Score	Rk	Diff.	Score	Rk	Diff.	Score	Rk	Diff.	Score	Rk
120	Meghan Newbery	Z7	SMI	3.2	11.150	46-T	2.7	11.750	20-T	3.4	11.500	38	2.8	11.300	49-T	12.1	45.700	40
106	Grace Driver	Z2	OGC	3.2	11.500	40	2.8	9.650	54	4.1	11.850	29-T	4.1	12.650	18-T	14.2	45.650	41
157	Oasia Moore	Z3	TAG	3.2	11.100	50-T	3.9	11.500	29	4.1	10.550	48	4.1	12.300	33-T	15.3	45.450	42
128	Kayley Lim	Z1	KEY	4.0	12.300	14-T	3.5	10.400	49	3.0	10.450	49-T	4.1	12.100	37-T	14.6	45.250	43-T
101	Kylee Dyck	Z1	GLA	4.0	11.650	39	2.3	9.850	53	3.9	10.950	42	3.9	12.800	9-T	14.1	45.250	43-T
104	Victoria Lawrence-Jeffery	Z1	GLA	3.2	11.200	45	2.5	11.200	36-T	2.9	10.600	47	3.6	12.250	36	12.2	45.250	43-T
107	Christine Strain	Z2	KGTC	3.2	11.150	46-T	3.3	10.350	50	3.4	11.700	33-T	4.0	12.000	42	13.9	45.200	46
121	Melissa Yeoh	Z7	KIT	4.0	11.400	41-T	2.5	10.550	46	3.4	11.900	27-T	3.1	11.300	49-T	13.0	45.150	47
131	Quinn Butcher	Z2	KGTC	3.2	12.100	25-T	3.8	11.300	32-T	2.5	9.450	54	4.1	12.050	40-T	13.6	44.900	48
129	Jade Wood	Z2	KGTC	3.2	11.250	44	3.8	12.000	14-T	3.6	9.700	53	4.0	11.800	44	14.6	44.750	49-T
103	Taylor Johnstone	Z1	KEY	4.0	11.100	50-T	3.5	10.650	44	3.1	11.250	40	3.4	11.750	45-T	14.0	44.750	49-T
109	Sage Bishop-Beaurone	Z3	LGF	4.0	12.400	10-T	3.8	11.550	26-T	3.1	9.350	55	4.1	11.300	49-T	11.9	44.600	51
147	Keerstin Arden	Z6	DUN	4.0	12.100	25-T	4.0	9.000	55	3.6	10.450	49-T	4.1	12.300	33-T	15.7	43.850	52
149	Cosette Teghtmeyer	Z6	NAN	3.2	11.000	55	3.2	10.100	52	3.6	11.900	27-T	4.1	9.950	54	14.1	42.950	53
122	Abigail Stavast	Z7	SMI	3.2	11.100	50-T	2.7	10.450	47-T	1.9	10.050	51	3.4	11.250	52	11.2	42.850	54
135	Ella Palmer	Z3	TWI	4.0	11.150	46-T	3.9	11.600	25	4.1	12.500	9	~			12.0	35.250	55



BC Winter Games

Artistic Gymnastics

- Mission - February 21-22, 2014

Provincial 3 All Around and Apparatus Finals

ID #	Gymnast's Name	Club	City	Vault Saut			Bars Barres			Beam Poutre			Floor Sol			All Around Total		
				Diff.	Score	Rk	Diff.	Score	Rk	Diff.	Score	Rk	Diff.	Score	Rk	Diff.	Score	Rk
112	Ella Rogers	Z4	DEL	4.0	12.650	7-T	3.9	12.050	5-T	4.0	11.450	5-T	4.1	13.050	1	16.0	49.200	1-T
108	Brienna Gaspar	Z3	TWI	4.0	12.100	16	3.8	12.150	4	4.0	12.300	1	4.1	12.650	4-T	15.9	49.200	1-T
109	Sage Bishop-Beaurone	Z3	LGF	4.0	13.250	1	3.9	12.650	1	3.6	10.650	12-T	4.1	12.550	8-T	15.6	49.100	3
117	Reese Wheeldon	Z6	CRGA	4.0	12.600	9	3.8	12.250	3	4.1	11.450	5-T	4.1	12.600	7	16.0	48.900	4
114	Sara Takagi	Z5	PHOE	4.0	12.650	7-T	3.9	12.500	2	4.1	10.900	8-T	4.0	12.650	4-T	16.0	48.700	5
123	Naraa Little	Z8	PG	3.2	12.250	13	3.4	12.050	5-T	3.9	11.650	3	3.8	12.550	8-T	14.3	48.500	6
119	Ekatrina Senilova	Z6	POWR	4.0	13.150	2-T	4.0	12.000	7-T	3.5	10.900	8-T	4.1	12.050	19-T	15.6	48.100	7
110	Kyra Sager-Hoffard	Z3	LGF	4.0	12.500	11	3.9	11.400	13	4.1	11.500	4	4.0	12.650	4-T	16.0	48.050	8
115	Yoanna Nikolova	Z5	FLCK	4.0	12.900	6	3.6	11.800	9-T	3.6	10.850	10	4.1	12.400	14-T	15.3	47.950	9
118	Kaylee Guignard	Z6	CHI	4.0	12.950	5	3.6	11.350	14-T	4.0	10.650	12-T	3.9	12.500	12	15.5	47.450	10
102	Ella Keelan	Z1	GLA	3.2	12.050	17-T	3.1	10.650	22-T	3.4	11.850	2	3.9	12.700	3	13.6	47.250	11
116	Bailee Nadin	Z5	FLCK	3.2	11.850	21	3.9	11.800	9-T	3.5	10.800	11	4.1	12.450	13	14.7	46.900	12
113	Rachel Pham	Z4	DEL	4.0	12.200	14	3.6	11.750	12	3.4	10.500	15	3.9	12.400	14-T	14.9	46.850	13
103	Taylor Johnstone	Z1	KEY	4.0	13.150	2-T	3.6	10.400	24-T	2.6	10.950	7	3.5	11.700	23	13.7	46.200	14
111	Sophie Anderson	Z4	DEL	4.0	12.550	10	3.9	12.000	7-T	3.4	8.750	22-T	4.0	12.550	8-T	15.3	45.850	15-T
125	Reid Power	Z8	PG	3.2	12.050	17-T	2.3	10.650	22-T	2.9	10.350	16	4.0	12.800	2	12.4	45.850	15-T
106	Grace Driver	Z2	OGC	3.2	12.300	12	3.4	11.350	14-T	3.5	9.650	17	4.1	12.050	19-T	14.2	45.350	17-T
104	Victoria Lawrence-Jeffery	Z1	GLA	3.2	11.650	23	2.5	10.850	19	2.9	10.600	14	3.6	12.250	17	12.2	45.350	17-T
101	Kylee Dyck	Z1	GLA	3.2	11.800	22	2.3	10.400	24-T	3.1	9.550	19-T	3.9	12.550	8-T	12.5	44.300	19
105	Grace Akurienne	Z2	OGC	3.2	12.150	15	3.0	11.250	16	3.5	8.550	24	3.8	12.300	16	13.5	44.250	20
121	Melissa Yeoh	Z7	KIT	4.0	13.100	4	2.8	11.150	17	2.6	8.300	26	3.9	11.350	25	13.3	43.900	21
120	Meghan Newbery	Z7	SMI	3.2	11.600	24	2.7	11.800	9-T	2.9	9.600	18	3.9	10.750	26	12.7	43.750	22
126	Rhiana Palfy	Z8	PG	4.0	12.000	19-T	2.9	10.800	20	2.4	8.450	25	4.0	12.200	18	13.3	43.450	23
107	Christine Strain	Z2	KGTC	3.2	11.500	25	3.3	10.900	18	2.9	9.250	21	3.9	11.750	22	13.3	43.400	24
124	Mekenna Parker	Z8	PG	4.0	12.000	19-T	2.5	10.750	21	2.6	8.750	22-T	3.7	11.600	24	12.8	43.100	25
122	Abigail Stavast	Z7	SMI	3.2	11.350	26	2.5	10.100	26	1.9	9.550	19-T	3.4	11.950	21	11.0	42.950	26

BC Winter Games


Artistic Gymnastics

- Mission - February 21-22, 2014

Event Winners: Top 6 Places

Provincial 3 All Around and Apparatus Finals

Vault / Sautoir



ID #	Gymnast's Name	Club	City	Diff.	Score	Rank
109	Sage Bishop-Beaurone	Z3	LGF	4.0	13.250	1
119	Ekatrina Senilova	Z6	POWR	4.0	13.150	2-T
103	Taylor Johnstone	Z1	KEY	4.0	13.150	2-T
121	Melissa Yeoh	Z7	KIT	4.0	13.100	4
118	Kaylee Guignard	Z6	CHI	4.0	12.950	5
115	Yoanna Nikolova	Z5	FLCK	4.0	12.900	6

BC Winter Games

Artistic Gymnastics

- Mission - February 21-22, 2014

Event Winners: Top 6 Places

Provincial 3 All Around and Apparatus Finals

Uneven Bars / Barres Asymétriques



ID #	Gymnast's Name	Club	City	Diff.	Score	Rank
109	Sage Bishop-Beaurone	Z3	LGF	3.9	12.650	1
114	Sara Takagi	Z5	PHOE	3.9	12.500	2
117	Reese Wheeldon	Z6	CRGA	3.8	12.250	3
108	Brienna Gaspar	Z3	TWI	3.8	12.150	4
112	Ella Rogers	Z4	DEL	3.9	12.050	5-T
123	Naraa Little	Z8	PG	3.4	12.050	5-T

BC Winter Games

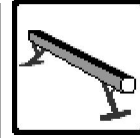
Artistic Gymnastics

- Mission - February 21-22, 2014

Event Winners: Top 6 Places

Provincial 3 All Around and Apparatus Final

Balance Beam / Poutre



ID #	Gymnast's Name	Club	City	Diff.	Score	Rank
108	Brienna Gaspar	Z3	TWI	4.0	12.300	1
102	Ella Keelan	Z1	GLA	3.4	11.850	2
123	Naraa Little	Z8	PG	3.9	11.650	3
110	Kyra Sager-Hoffard	Z3	LGF	4.1	11.500	4
117	Reese Wheeldon	Z6	CRGA	4.1	11.450	5-T
112	Ella Rogers	Z4	DEL	4.0	11.450	5-T

BC Winter Games


Artistic Gymnastics

- Mission - February 21-22, 2014

Event Winners: Top 6 Places

Provincial 3 All Around and Apparatus Final

Floor Exercise / Exercice au sol



ID #	Gymnast's Name	Club	City	Diff.	Score	Rank
112	Ella Rogers	Z4	DEL	4.1	13.050	1
125	Reid Power	Z8	PG	4.0	12.800	2
102	Ella Keelan	Z1	GLA	3.9	12.700	3
108	Brienna Gaspar	Z3	TWI	4.1	12.650	4-T
114	Sara Takagi	Z5	PHOE	4.0	12.650	4-T
110	Kyra Sager-Hoffard	Z3	LGF	4.0	12.650	4-T

BC Winter Games

Artistic Gymnastics

- Mission - February 21-22, 2014

Event Winners: Top 6 Places

Provincial 3 All Around and Apparatus Finals

All Around / Note total

AA

ID #	Gymnast's Name	Club	City	Diff.	Score	Rank
112	Ella Rogers	Z4	DEL	16.0	49.200	1-T
108	Brienna Gaspar	Z3	TWI	15.9	49.200	1-T
109	Sage Bishop-Beaurone	Z3	LGF	15.6	49.100	3
117	Reese Wheeldon	Z6	CRGA	16.0	48.900	4
114	Sara Takagi	Z5	PHOE	16.0	48.700	5
123	Naraa Little	Z8	PG	14.3	48.500	6



BC Winter Games

Artistic Gymnastics

- Mission - February 21-22, 2014

Provincial 4 All Around and Apparatus Finals

ID #	Gymnast's Name	Club	City	Vault Saut			Bars Barres			Beam Poutre			Floor Sol			All Around Total		
				Diff.	Score	Rk	Diff.	Score	Rk	Diff.	Score	Rk	Diff.	Score	Rk	Diff.	Score	Rk
146	Darby McIntyre	Z6	DUN	4.5	13.750	2	4.5	12.800	1-T	4.0	12.450	1	4.5	12.000	7	17.5	51.000	1
132	Tamara Skulstad	Z3	TWI	4.5	13.850	1	4.1	12.550	5-T	4.5	11.600	7-T	4.5	12.650	2	17.6	50.650	2
135	Ella Palmer	Z3	TWI	4.4	13.300	3	4.0	11.800	17	4.1	11.600	7-T	4.5	12.700	1	17.0	49.400	3
144	Rachael Ruben-Sarganis	Z5	PHOE	2.9	11.400	25	3.9	12.650	4	4.2	12.200	4	3.9	12.500	3-T	14.9	48.750	4
155	Alia Wilson	Z8	PG	2.9	11.650	22	4.0	12.750	3	4.1	11.250	11	4.2	12.500	3-T	15.2	48.150	5
137	Rhianne Eder	Z3	AVI	2.9	11.700	21	4.1	12.500	7-T	3.8	12.300	3	4.2	11.550	15-T	15.0	48.050	6
140	Sierra Chang	Z4	DEL	3.7	12.250	15	3.8	12.800	1-T	2.9	10.650	16-T	3.4	12.300	5	13.8	48.000	7
143	Cheska Quejado	Z5	PHOE	4.4	12.300	13-T	4.1	11.350	23	3.5	11.900	6	4.1	12.050	6	16.1	47.600	8
134	Ashley Fitzpatrick	Z3	AVI	4.4	12.600	7-T	3.7	12.550	5-T	4.3	11.500	9	4.5	10.650	25	16.9	47.300	9
147	Keerstin Arden	Z6	DUN	3.7	11.850	19	4.0	11.900	16	4.5	12.350	2	4.3	10.900	22-T	16.5	47.000	10
130	Vanessa Bulcock	Z2	OGC	4.4	12.600	7-T	3.9	12.500	7-T	3.0	10.000	21-T	3.8	11.850	9	15.1	46.950	11-T
136	Darcy Schultz	Z3	DEL	3.7	12.600	7-T	3.6	12.200	13-T	3.5	12.000	5	4.0	10.150	27	14.8	46.950	11-T
158	Sara Kearing	Z6	NAN	4.4	12.800	5	3.9	12.250	9-T	3.3	10.700	14-T	4.2	10.900	22-T	15.8	46.650	13
145	Charlotte Power	Z5	FLCK	4.4	12.550	10-T	4.0	12.250	9-T	4.1	11.400	10	4.1	10.200	26	16.6	46.400	14
133	Sophia Walters	Z3	LGF	4.4	12.650	6	4.0	11.750	18	4.4	10.700	14-T	4.2	11.050	19	17.0	46.150	15
150	Tyler Chequer	Z6	FAL	4.4	12.150	17	3.9	11.400	21-T	4.3	10.450	18	4.0	11.900	8	16.6	45.900	16-T
127	Emma Lim	Z1	KEY	4.4	12.300	13-T	3.0	11.200	25	3.3	10.850	13	4.1	11.550	15-T	14.8	45.900	16-T
156	Anna MacDonald	Z8	PG	3.7	12.500	12	3.5	10.850	27	3.5	10.650	16-T	4.1	11.750	11	14.8	45.750	18
139	Michelle Anderton	Z4	DEL	3.7	12.550	10-T	3.2	11.300	24	2.5	9.800	23	3.9	11.800	10	13.3	45.450	19
128	Kayley Lim	Z1	KEY	4.5	13.050	4	3.1	10.600	28	3.0	10.000	21-T	4.0	11.650	12-T	14.6	45.300	20
131	Quinn Butcher	Z2	KGTC	3.7	12.200	16	3.7	11.950	15	2.3	9.100	27	3.5	10.950	21	13.2	44.200	21
129	Jade Wood	Z2	KGTC	3.7	11.750	20	3.7	12.250	9-T	2.5	8.950	28	3.6	10.850	24	13.5	43.800	22
148	Janika Scriba	Z6	CRGA	2.9	11.350	26-T	3.7	12.250	9-T	3.5	8.500	29	4.1	11.650	12-T	14.2	43.750	23
157	Oasia Moore	Z3	TAG	3.7	11.350	26-T	3.8	11.650	19	4.2	9.150	25-T	4.3	11.500	17	16.0	43.650	24
154	Nadia Wesley	Z7	SMI	2.9	11.450	23-T	2.8	11.500	20	2.5	9.150	25-T	4.1	11.300	18	12.3	43.400	25
149	Cosette Teghtmeyer	Z6	NAN	2.9	11.450	23-T	2.2	10.100	29	2.5	10.150	19-T	4.5	11.600	14	12.1	43.300	26
152	Pyper Burns	Z7	SMI	2.9	10.800	29	2.9	11.400	21-T	2.3	9.700	24	2.4	11.000	20	10.5	42.900	27
153	Carmen Burns	Z7	SMI	2.9	11.250	28	2.8	11.050	26	3.0	10.150	19-T	3.4	9.600	28	12.1	42.050	28
142	Nikita May	Z4	TAG	3.7	12.000	18	3.7	12.200	13-T	3.1	11.100	12	~			10.5	35.300	29

BC Winter Games


Artistic Gymnastics

- Mission - February 21-22, 2014

Event Winners: Top 6 Places

Provincial 4 All Around and Apparatus Finals

Vault / Sautoir



ID #	Gymnast's Name	Club	City	Yr Born	Diff.	Score	Rank
132	Tamara Skulstad	Z3	TWI		4.5	13.850	1
146	Darby McIntyre	Z6	DUN		4.5	13.750	2
135	Ella Palmer	Z3	TWI		4.4	13.300	3
128	Kayley Lim	Z1	KEY		4.5	13.050	4
158	Sara Kearing	Z6	NAN		4.4	12.800	5
133	Sophia Walters	Z3	LGF		4.4	12.650	6

BC Winter Games

Artistic Gymnastics

- Mission - February 21-22, 2014

Event Winners: Top 6 Places

Provincial 4 All Around and Apparatus Finals

Uneven Bars / Barres Asymétriques



ID #	Gymnast's Name	Club	City	Yr Born	Diff.	Score	Rank
146	Darby McIntyre	Z6	DUN		4.5	12.800	1-T
140	Sierra Chang	Z4	DEL		3.8	12.800	1-T
155	Alia Wilson	Z8	PG		4.0	12.750	3
144	Rachael Ruben-Sarganis	Z5	PHOE		3.9	12.650	4
132	Tamara Skulstad	Z3	TWI		4.1	12.550	5-T
134	Ashley Fitzpatrick	Z3	AVI		3.7	12.550	5-T

BC Winter Games

Artistic Gymnastics

- Mission - February 21-22, 2014

Event Winners: Top 6 Places

Provincial 4 All Around and Apparatus Finals

Balance Beam / Poutre



ID #	Gymnast's Name	Club	City	Yr Born	Diff.	Score	Rank
146	Darby McIntyre	Z6	DUN		4.0	12.450	1
147	Keerstin Arden	Z6	DUN		4.5	12.350	2
137	Rhianne Eder	Z3	AVI		3.8	12.300	3
144	Rachael Ruben-Sarganis	Z5	PHOE		4.2	12.200	4
136	Darcy Schultz	Z3	DEL		3.5	12.000	5
143	Cheska Quejado	Z5	PHOE		3.5	11.900	6

BC Winter Games


Artistic Gymnastics

- Mission - February 21-22, 2014

Event Winners: Top 6 Places

Provincial 4 All Around and Apparatus Finals

Floor Exercise / Exercice au sol



ID #	Gymnast's Name	Club	City	Yr Born	Diff.	Score	Rank
135	Ella Palmer	Z3	TWI		4.5	12.700	1
132	Tamara Skulstad	Z3	TWI		4.5	12.650	2
155	Alia Wilson	Z8	PG		4.2	12.500	3-T
144	Rachael Ruben-Sarganis	Z5	PHOE		3.9	12.500	3-T
140	Sierra Chang	Z4	DEL		3.4	12.300	5
143	Cheska Quejado	Z5	PHOE		4.1	12.050	6

BC Winter Games

Artistic Gymnastics

- Mission - February 21-22, 2014

Event Winners: Top 6 Places

Provincial 4 All Around and Apparatus Finals








All Around / Note total

AA

ID #	Gymnast's Name	Club	City	Yr Born	Diff.	Score	Rank
146	Darby McIntyre	Z6	DUN		17.5	51.000	1
132	Tamara Skulstad	Z3	TWI		17.6	50.650	2
135	Ella Palmer	Z3	TWI		17.0	49.400	3
144	Rachael Ruben-Sarganis	Z5	PHOE		14.9	48.750	4
155	Alia Wilson	Z8	PG		15.2	48.150	5
137	Rhianne Eder	Z3	AVI		15.0	48.050	6

MAG Team Results - CORRECTED



Floor Sol 	Pom. H. Arçons 	Rings Anneaux 	Vault Saut 	Par. Bars Barres p 	Hor. Bar Barre f 	 AA All Around Note total
--	--	--	---	---	---	--

		Score	Rank	Score	Rank	Score	Rank	Score	Rank	Score	Rank	Score	Rank		
Z4	Zone 4	35.300	3	34.200	1-T	34.300	1	35.250	1	34.050	2	34.250	1	207.350	1
Z2	Zone 2	36.300	2	34.200	1-T	33.450	3	35.150	2	34.900	1	32.900	2	206.900	2
Z3	Zone 3	36.800	1	31.200	3	33.550	2	34.250	4	32.350	3	31.050	3	199.200	3
Z6	Zone 6	35.000	4	27.950	4	30.900	5	33.900	5	29.000	4	29.250	4	186.000	4
Z7	Zone 7	33.550	5	27.050	5	31.600	4	34.600	3	28.150	5	28.300	5	183.250	5



BC Winter Games

Artistic Gymnastics

- Mission - February 21-22, 2014

MAG - Team and All Around (Day 1)

MAG Team and All Around - CORRECTED

ID #	Gymnast's Name	Club	City	Floor Sol			Pom. H. Arçons			Rings Anneaux			Vault Saut			Par. Bars Barres p			Hor. Bar Barre f			All Around Total AA		
				D	Score	Rk	D	Score	Rk	D	Score	Rk	D	Score	Rk	D	Score	Rk	D	Score	Rk	D	Score	Rk
215	Caleb Richmond	Z4	DEL	3.0	11.900	9-T	2.3	11.500	4	2.2	11.300	6-T	2.8	12.050	1-T	3.2	11.450	3	2.7	11.950	1	16.2	70.150	1
202	Drew Kanigan	Z2	KGTC	3.4	12.100	7	2.4	11.200	7-T	2.1	11.550	3-T	2.0	11.600	5-T	2.9	12.000	1	2.2	10.800	8	15.0	69.250	2
201	Lucas Fabian	Z2	OGC	3.0	12.000	8	2.5	11.300	6	2.2	11.300	6-T	2.8	12.050	1-T	3.1	11.400	4-T	2.2	10.950	5	15.8	69.000	3-T
218	Que Bidewell	Z4	DEL	3.5	12.250	5	2.3	11.550	3	2.2	11.400	5	2.0	11.550	7-T	2.7	11.350	6	2.1	10.900	6-T	14.8	69.000	3-T
210	Ben Strybos	Z3	LGF	3.3	12.600	1	2.4	10.950	10	2.1	11.200	10	2.8	11.250	17	3.1	11.400	4-T	2.1	11.400	2-T	15.8	68.800	5
200	Jase Goerzen	Z2	OGC	3.3	12.200	6	2.6	11.700	2	2.6	10.600	16	2.8	11.500	9	3.2	11.500	2	2.1	11.150	4	16.6	68.650	6
209	Liam Page	Z3	FLCTY	3.3	12.350	4	2.6	11.200	7-T	2.1	11.650	1	2.0	11.200	18-T	2.6	11.000	8	2.1	9.650	16	14.7	67.050	7
207	Alon Zvikler	Z3	SGS	3.1	12.400	3	2.6	10.750	12	2.1	10.750	12-T	2.0	11.600	5-T	2.6	10.750	11	2.1	10.700	9	14.5	66.950	8
216	Cole Schallig	Z4	DEL	3.1	11.150	20-T	2.3	11.150	9	2.1	11.250	8-T	2.8	10.900	24	2.7	11.250	7	2.1	10.900	6-T	15.1	66.600	9
212	Brogan Neufeld	Z3	TWI	2.9	11.350	19	2.5	11.400	5	2.1	10.650	14-T	2.0	11.350	14-T	2.6	10.150	16	2.1	10.650	10	14.2	65.550	10
205	Kristopher Unipan	Z3	TWI	3.3	12.550	2	2.1	8.500	19-T	2.1	11.250	8-T	2.8	11.450	10-T	2.7	10.700	12	2.1	10.550	11	15.1	65.000	11
227	Connor Newbery	Z7	SMI	2.8	11.850	11-T	2.4	12.250	1	2.1	10.800	11	2.0	11.400	12-T	2.5	9.000	21	2.1	9.400	18-T	13.9	64.700	12
217	Ryan Woodhead	Z4	DEL	2.8	10.300	24-T	2.3	10.200	14	2.1	11.600	2	2.8	11.650	4	2.5	9.400	19	2.2	11.400	2-T	14.7	64.550	13
213	DJ Tarbaj	Z3	TWI	3.3	11.800	13-T	2.2	10.550	13	2.1	10.750	12-T	2.0	10.850	25	2.7	10.250	15	2.1	10.100	14	14.4	64.300	14
204	Wyatt Lavers	Z3	TWI	2.8	11.850	11-T	2.0	9.550	16	2.1	11.550	3-T	2.8	11.150	20	2.6	10.100	17	2.2	9.800	15	14.5	64.000	15
223	Carson Ogg	Z6	CRGA	2.6	11.800	13-T	2.1	10.150	15	2.1	10.650	14-T	2.0	11.000	21	3.1	10.300	14	1.6	8.750	20	13.5	62.650	16
208	Aidan Archer	Z3	LGF	3.2	11.550	17	2.6	10.900	11	2.1	10.200	23	2.0	11.200	18-T	3.1	10.900	9	2.1	6.100	25	15.1	60.850	17
224	Riley Michael	Z6	CRGA	3.1	11.750	15	1.5	9.400	17	2.1	10.500	17-T	2.0	10.950	22-T	2.5	7.750	25	1.6	10.250	12-T	12.8	60.600	18
203	Cameron McMahon	Z2	OGC	2.1	10.550	23	2.3	8.500	19-T	2.1	10.400	21	2.8	11.400	12-T	2.6	10.350	13	2.1	8.650	21	14.0	59.850	19
228	Nicholas Ferguson	Z7	KIT	2.9	10.000	27	1.8	7.100	25	2.1	10.450	19-T	2.8	11.750	3	2.6	10.850	10	2.1	9.400	18-T	14.3	59.550	20
225	Dylan Werner	Z6	POWR	1.5	10.050	26	2.1	8.400	21	2.0	9.750	25	2.4	11.550	7-T	2.5	9.500	18	2.1	10.250	12-T	12.6	59.500	21
229	Joseph Kindrat	Z7	SMI	2.7	11.700	16	1.5	7.700	22-T	2.0	10.350	22	2.0	11.450	10-T	2.5	8.300	23	2.1	9.500	17	12.8	59.000	22
211	Brendan Thomlinson	Z3	LGF	3.1	11.900	9-T	2.4	7.450	24	2.1	10.450	19-T	2.0	10.700	27	2.5	7.400	27	2.1	8.600	22	14.2	56.500	23
219	Alex Lee	Z4	DEL	2.6	11.150	20-T	2.1	7.700	22-T	2.1	10.500	17-T	2.0	10.950	22-T	2.0	7.450	26	2.1	8.500	23	12.9	56.250	24
226	Clayton Kimball	Z6	POWR	2.6	11.450	18	1.8	6.500	26	1.4	7.950	27	2.0	11.350	14-T	2.5	9.200	20	1.4	8.150	24	11.7	54.600	25
214	Carl Froese	Z3	LGF	2.1	10.300	24-T	2.4	9.150	18	2.2	10.000	24	2.0	11.300	16	2.7	8.900	22	~	0.000		11.4	49.650	26



BC Winter Games

Artistic Gymnastics

- Mission - February 21-22, 2014

MAG - Team and All Around (Day 1)

MAG Team and All Around - CORRECTED

ID #	Gymnast's Name	Club	City	Floor Sol			Pom. H. Arçons			Rings Anneaux			Vault Saut			Par. Bars Barres p			Hor. Bar Barre f			All Around Total		
				D	Score	Rk	D	Score	Rk	D	Score	Rk	D	Score	Rk	D	Score	Rk	D	Score	Rk	D	Score	Rk
231	Colbey Simunac	Z8	PG	2.0	10.650	22	1.3	4.800	27	1.3	8.000	26	2.0	10.800	26	2.4	8.000	24	1.3	5.400	26	10.3	47.650	27

MAG Apparatus Finals

Floor



ID #	Gymnast's Name	Club	City	D	Score	Rk
218	Que Bidewell	Z4	DEL	3.4	12.350	1
200	Jase Goerzen	Z2	OGC	3.3	12.300	2
201	Lucas Fabian	Z2	OGC	3.5	12.050	3
202	Drew Kanigan	Z2	KGTC	3.2	12.000	4
210	Ben Strybos	Z3	LGf	3.3	11.900	5
205	Kristopher Unipan	Z3	TWI	2.8	11.650	6
209	Liam Page	Z3	FLCTY	3.2	11.550	7
207	Alon Zvikler	Z3	SGS	3.1	11.400	8
211	Brendan Thomlinson	Z3	LGf	3.1	11.300	9
231	Colbey Simunac	Z8	PG	3.1	10.950	10
223	Carson Ogg	Z6	CRGA	2.6	10.450	11

Pom. H.



ID #	Gymnast's Name	Club	City	D	Score	Rk
215	Caleb Richmond	Z4	DEL	2.5	12.100	1
212	Brogan Neufeld	Z3	TWI	2.5	11.900	2
202	Drew Kanigan	Z2	KGTC	2.6	11.700	3
200	Jase Goerzen	Z2	OGC	2.6	11.250	4
201	Lucas Fabian	Z2	OGC	2.5	11.160	5
218	Que Bidewell	Z4	DEL	2.4	11.000	6
227	Connor Newbery	Z7	SMI	1.8	9.950	7
209	Liam Page	Z3	FLCTY	2.6	9.350	8

MAG Apparatus Finals

Rings



ID #	Gymnast's Name	Club	City	D	Score	Rk
201	Lucas Fabian	Z2	OGC	2.1	11.150	1
217	Ryan Woodhead	Z4	DEL	2.1	11.050	2
215	Caleb Richmond	Z4	DEL	2.2	10.750	3-T
204	Wyatt Lavers	Z3	TWI	2.1	10.750	3-T
202	Drew Kanigan	Z2	KGTC	2.1	10.650	5
218	Que Bidewell	Z4	DEL	2.2	10.600	6-T
216	Cole Schallig	Z4	DEL	2.1	10.600	6-T
209	Liam Page	Z3	FLCTY	2.1	10.500	8
205	Kristopher Unipan	Z3	TWI	2.1	10.400	9
213	DJ Tarbaj	Z3	TWI	2.1	10.350	10
219	Alex Lee	Z4	DEL	2.1	9.950	11

Vault



ID #	Gymnast's Name	Club	City	D	Score	Rk
215	Caleb Richmond	Z4	DEL	2.8	12.100	1-T
201	Lucas Fabian	Z2	OGC	2.8	12.100	1-T
217	Ryan Woodhead	Z4	DEL	2.8	11.800	3
202	Drew Kanigan	Z2	KGTC	2.0	11.050	4-T
229	Joseph Kindrat	Z7	SMI	2.0	11.050	4-T
218	Que Bidewell	Z4	DEL	2.0	10.950	6
207	Alon Zvikler	Z3	SGS	2.0	10.900	7
203	Cameron McMahon	Z2	OGC	2.8	10.750	8
226	Clayton Kimball	Z6	POWR	2.0	10.650	9
228	Nicholas Ferguson	Z7	KIT	2.8	10.400	10
225	Dylan Werner	Z6	POWR	2.0	10.000	11

MAG Apparatus Finals

Par. Bars



ID #	Gymnast's Name	Club	City	D	Score	Rk
215	Caleb Richmond	Z4	DEL	3.2	12.500	1
210	Ben Strybos	Z3	LGF	3.2	12.350	2
200	Jase Goerzen	Z2	OGC	3.2	12.300	3
202	Drew Kanigan	Z2	KGTC	2.9	12.250	4
216	Cole Schallig	Z4	DEL	2.7	12.050	5
218	Que Bidewell	Z4	DEL	2.7	11.850	6
208	Aidan Archer	Z3	LGF	3.1	11.750	7
201	Lucas Fabian	Z2	OGC	3.1	11.250	8
214	Carl Froese	Z3	LGF	3.2	11.200	9
209	Liam Page	Z3	FLCTY	2.6	11.100	10

Hor. Bar



ID #	Gymnast's Name	Club	City	D	Score	Rk
210	Ben Strybos	Z3	LGF	2.1	11.700	1
202	Drew Kanigan	Z2	KGTC	2.2	11.300	2
217	Ryan Woodhead	Z4	DEL	2.2	11.200	3
215	Caleb Richmond	Z4	DEL	2.7	11.150	4
200	Jase Goerzen	Z2	OGC	2.1	10.950	5
216	Cole Schallig	Z4	DEL	2.1	10.650	6
201	Lucas Fabian	Z2	OGC	2.2	10.300	7
218	Que Bidewell	Z4	DEL	2.1	9.750	8