

TAG CUP

Women's Artistic Gymnastics

TAG ~ Port Moody ~ April 1-3

Aspire 1

ID #	Gymnast's Name	Club	City	YOB (Age)	Vault <i>Saut</i>			Bars <i>Barres</i>			Beam <i>Poutre</i>			Floor <i>Sol</i>			All Around <i>Total</i>		
					S.V.	Score	Rk	S.V.	Score	Rk	S.V.	Score	Rk	S.V.	Score	Rk	S.V.	Score	Rk
1027	Myla Villanueva	Flicka		2005 (11)	10.00	9.038	2	10.00	8.850	2-T	10.00	9.525	1	10.00	9.450	4	40.00	36.863	1
1036	Hannah Buchmann	TAG		2006 (10)	10.00	9.225	1	10.00	8.850	2-T	10.00	8.975	6	10.00	9.725	1	40.00	36.775	2
1022	Carley Leakos	Club Aviva		2006 (10)	10.00	8.975	4	10.00	8.725	7	10.00	9.450	2	10.00	9.550	2	40.00	36.700	3
1021	Athena Hutchinson	Club Aviva		2006 (10)	10.00	8.838	6	10.00	8.825	4-T	10.00	9.350	3	10.00	9.525	3	40.00	36.538	4
1025	Lola Berthelette	Club Aviva		2007 (9)	10.00	9.025	3	10.00	8.825	4-T	10.00	9.200	5	10.00	9.225	6-T	40.00	36.275	5
1031	Ariel Andrusco-Daon	Flicka		2007 (9)	10.00	8.825	7	10.00	8.875	1	10.00	8.800	9-T	10.00	9.225	6-T	40.00	35.725	6
1035	Isabel Tan-Ng	TAG		2005 (11)	10.00	8.850	5	10.00	8.775	6	10.00	8.950	7	10.00	9.025	11	40.00	35.600	7
1028	Brooke Dowling	Flicka		2006 (10)	10.00	8.600	10	10.00	8.350	9	10.00	8.875	8	10.00	8.925	12	40.00	34.750	8
1034	Siena Scharfe	Phoenix		2006 (10)	10.00	8.588	11	10.00	8.450	8	10.00	8.100	15	10.00	9.250	5	40.00	34.388	9
1026	Sophie Patterson	Club Aviva		2007 (9)	10.00	8.775	8	10.00	7.075	13	10.00	8.800	9-T	10.00	9.050	10	40.00	33.700	10
1024	Abby Vossenaar	Club Aviva		2006 (10)	10.00	8.725	9	10.00	7.525	12	10.00	8.250	14	10.00	9.175	8	40.00	33.675	11
1033	Jordanna Phillis	Phoenix		2006 (10)	10.00	8.525	12	10.00	7.875	11	10.00	8.425	12	10.00	8.675	13	40.00	33.500	12
1032	Sadie Purcell	Flicka		2007 (9)	10.00	7.900	14	10.00	8.100	10	10.00	9.225	4	10.00	8.225	14	40.00	33.450	13
1023	Brooklyn Steinfort	Club Aviva		2006 (10)	10.00	8.350	13	9.20	6.850	14	10.00	8.625	11	10.00	8.200	15	39.20	32.025	14
1030	Gemma Burton	Flicka		2006 (10)	10.00	7.850	15	SCR			10.00	8.300	13	10.00	9.075	9	30.00	25.225	15

TAG CUP**Women's Artistic Gymnastics**

TAG ~ Port Moody ~ April 1-3

Aspire 2

ID #	Gymnast's Name	Club	City	YOB (Age)	Vault <i>Saut</i>			Bars <i>Barres</i>			Beam <i>Poutre</i>			Floor <i>Sol</i>			All Around <i>Total</i>		
					S.V.	Score	Rk	S.V.	Score	Rk	S.V.	Score	Rk	S.V.	Score	Rk	S.V.	Score	Rk
1037	Scarlett Earl	Club Aviva		2005 (11)	9.70	8.050	6	10.00	9.200	1	9.70	8.350	3	10.00	8.625	6	39.40	34.225	1
1038	Mila Shevchenko	Flicka		2005 (11)	9.70	8.000	7	9.40	8.150	4	9.70	9.025	1	9.80	8.750	4	38.60	33.925	2
1047	Sydney Turner	TAG		2005 (11)	9.70	7.825	9-T	9.10	7.975	5	10.00	8.900	2	10.00	9.100	1	38.80	33.800	3
1046	Presley Cattermole	Phoenix		2006 (10)	9.70	7.825	9-T	9.40	8.175	3	9.40	8.200	4	9.80	8.950	2	38.30	33.150	4
1040	Sophie Tesar	Okanagan		2005 (11)	10.00	9.100	1	9.10	7.800	7	9.40	7.535	8	9.60	8.325	8	38.10	32.760	5
1039	Kyleigh Crawford	Okanagan		2005 (11)	9.70	8.850	3	9.40	8.275	2	9.40	7.325	10	10.00	8.300	9	38.50	32.750	6
1045	Simone Cady	Phoenix		2005 (11)	9.70	8.875	2	9.10	7.650	10	9.10	7.675	6	9.40	8.500	7	37.30	32.700	7
1044	Amélie Andres	Phoenix		2005 (11)	9.70	7.900	8	8.80	7.950	6	9.70	7.975	5	9.80	8.800	3	38.00	32.625	8
1043	Stella Markovska	Phoenix		2005 (11)	9.70	8.300	4	9.10	7.775	8-T	9.10	7.400	9	9.10	8.000	10	37.00	31.475	9
1041	Samantha Pelletier	Okanagan		2005 (11)	9.70	7.750	11	9.10	7.100	11	9.40	7.550	7	9.50	8.675	5	37.70	31.075	10
1042	Amanda Jaggard	Okanagan		2005 (11)	9.70	8.250	5	9.40	7.775	8-T	9.70	7.100	11	9.60	7.650	11	38.40	30.775	11



TAG CUP

Women's Artistic Gymnastics

TAG ~ Port Moody ~ April 1-3

HP Novice

ID #	Gymnast's Name	Club	City	YOB (Age)	Vault <i>Saut</i>			Bars <i>Barres</i>			Beam <i>Poutre</i>			Floor <i>Sol</i>			All Around <i>Total</i>		
					Diff.	Score	Rk	Diff.	Score	Rk	Diff.	Score	Rk	Diff.	Score	Rk	Diff.	Score	Rk
1016	Jayne Carvell	Flicka		2005 (11)	4.2	13.150	2	5.5	13.966	1	5.5	13.567	1	4.6	13.000	1-T	19.8	53.683	1
1017	Gabriela Beselt	Okanagan		2003 (13)	4.3	13.600	1	5.0	10.700	2	4.9	13.267	2	5.4	13.000	1-T	19.6	50.567	2
1018	Lucia Jakabb	Okanagan		2003 (13)	scr			scr			scr			scr			0.0	0.000	

TAG CUP**Women's Artistic Gymnastics**

TAG ~ Port Moody ~ April 1-3

Junior Olympic Level 1

ID #	Gymnast's Name	Club	City	YOB (Age)	Vault Saut		Bars Barres		Beam Poutre		Floor Sol		All Around Total	
					Score	Ribbon	Score	Ribbon	Score	Ribbon	Score	Ribbon	Score	Ribbon
128	Kira McDougall	Aviva		2010 (6)	8.90	Silver	9.03	Gold	8.53	Silver	8.50	Silver	34.96	Silver
100	Iris Zhang	Club Aviva		2007 (9)	8.50	Silver	8.88	Silver	9.08	Gold	9.30	Gold	35.76	Silver
107	Bella Singh Romard	Club Aviva		2009 (7)	9.30	Gold	9.55	Gold	7.65	Bronze	9.25	Gold	35.75	Silver
104	Kiana Slogan	Club Aviva		2009 (7)	9.10	Gold	8.75	Silver	8.48	Silver	9.13	Gold	35.46	Silver
101	Lexi Nicol	Club Aviva		2008 (8)	9.05	Gold	8.83	Silver	8.25	Silver	9.28	Gold	35.41	Silver
103	Jasmine Atkins	Club Aviva		2008 (8)	8.95	Silver	9.20	Gold	8.18	Silver	9.00	Gold	35.33	Silver
102	Isabella Kang	Club Aviva		2008 (8)	8.85	Silver	8.30	Silver	8.43	Silver	8.99	Silver	34.57	Silver
106	Violet Forgie	Club Aviva		2009 (7)	9.05	Gold	8.40	Silver	8.03	Silver	8.85	Silver	34.33	Silver
108	Sienna Osborn	Club Aviva		2010 (6)	8.90	Silver	7.85	Bronze	8.58	Silver	8.15	Silver	33.48	Silver
105	Michaela Mossey	Club Aviva		2009 (7)	8.85	Silver	7.10	Bronze	7.90	Bronze	8.79	Silver	32.64	Bronze
115	Kallie Cremers	Flip City		2010 (6)	9.15	Gold	9.58	Gold	8.88	Silver	8.80	Silver	36.41	Gold
110	Addison Hill	Flip City		2009 (7)	9.30	Gold	8.15	Silver	8.80	Silver	8.85	Silver	35.10	Silver
113	Kaysha Palsma	Flip City		2010 (6)	8.60	Silver	9.38	Gold	8.18	Silver	8.60	Silver	34.76	Silver
111	Gracie Daviss	Flip City		2009 (7)	9.10	Gold	8.40	Silver	8.33	Silver	8.20	Silver	34.03	Silver
112	Eleni Bakatsis	Flip City		2010 (6)	8.65	Silver	8.43	Silver	8.13	Silver	7.83	Bronze	33.04	Bronze
109	Reyna Johnson	Flip City		2009 (7)	8.77	Silver	8.05	Silver	8.53	Silver	7.48	Bronze	32.83	Bronze
114	Nadin Mangu	Flip City		2010 (6)	8.50	Silver	7.68	Bronze	6.85	Bronze	7.75	Bronze	30.78	Bronze
119	Ava Kenner	Omega		2009 (7)	9.10	Gold	9.35	Gold	9.08	Gold	8.88	Silver	36.41	Gold
120	Audrey Bodnark	Omega		2009 (7)	9.15	Gold	9.25	Gold	8.75	Silver	8.73	Silver	35.88	Silver
122	Sienna Kadi	Omega		2009 (7)	9.20	Gold	9.28	Gold	8.85	Silver	8.53	Silver	35.86	Silver
116	Bianca Radu	Omega		2008 (8)	9.10	Gold	8.65	Silver	8.55	Silver	8.85	Silver	35.15	Silver
118	Abigael Travis	Omega		2009 (7)	9.20	Gold	8.53	Silver	8.23	Silver	8.53	Silver	34.49	Silver
121	Rylie D'Abreo	Omega		2009 (7)	8.90	Silver	7.80	Bronze	8.95	Silver	8.75	Silver	34.40	Silver
117	Taylor D'Abreo	Omega		2008 (8)	8.65	Silver	9.18	Gold	7.83	Bronze	8.45	Silver	34.11	Silver
123	Julia Prenter	Omega		2011 (5)	6.00	Bronze	7.35	Bronze	7.75	Bronze	7.45	Bronze	28.55	Bronze
127	Maya Biondic	Splitz		2008 (8)	8.90	Silver	8.70	Silver	7.75	Bronze	9.15	Gold	34.50	Silver
124	Sydney Mussbacher	Splitz		2009 (7)	8.75	Silver	8.43	Silver	7.45	Bronze	8.70	Silver	33.33	Silver
125	Layla Omar Ali	Surrey Gymnastics		2006 (10)	9.70	Gold	9.00	Gold	9.18	Gold	9.55	Gold	37.43	Gold
126	Maryam Chaudhry	Surrey Gymnastics		2007 (9)	9.50	Gold	8.53	Silver	9.25	Gold	9.48	Gold	36.76	Gold

TAG CUP**Women's Artistic Gymnastics**

TAG ~ Port Moody ~ April 1-3

Junior Olympic 10 (1998-2000)

ID #	Gymnast's Name	Club	City	YOB (Age)	Vault <i>Saut</i>			Bars <i>Barres</i>			Beam <i>Poutre</i>			Floor <i>Sol</i>			All Around <i>Total</i>		
					S.V.	Score	Rk	S.V.	Score	Rk	S.V.	Score	Rk	S.V.	Score	Rk	S.V.	Score	Rk
1012	Taylor Chan	TAG		1998 (18)	9.70	9.275	1	9.90	9.000	1	10.00	9.300	2	9.90	9.333	1	39.50	36.908	1
1011	Jessie Moody	Phoenix		2000 (16)	9.50	8.975	4	10.00	8.950	2	10.00	9.650	1	9.70	7.633	6	39.20	35.208	2
1010	Claire Posno	Phoenix		2000 (16)	9.70	9.000	3	9.90	8.833	3	9.80	8.383	6	9.70	8.233	4	39.10	34.449	3
1000	Darby McIntyre	Duncan Dynamics		2000 (16)	9.70	9.225	2	9.70	7.416	5	9.90	8.816	4	10.00	8.666	2	39.30	34.123	4
1009	Rachel Rubin Sarganis	Phoenix		1998 (18)	9.50	8.675	6	9.10	7.330	6	10.00	9.166	3	9.60	8.333	3	38.20	33.504	5
1013	Emily Moorthy	TWISTERS		2000 (16)	9.50	8.925	5	9.70	7.650	4	9.90	8.600	5	9.80	7.900	5	38.90	33.075	6

TAG CUP**Women's Artistic Gymnastics**

TAG ~ Port Moody ~ April 1-3

Junior Olympic 10 (2001-2003)

ID #	Gymnast's Name	Club	City	YOB (Age)	Vault <i>Saut</i>			Bars <i>Barres</i>			Beam <i>Poutre</i>			Floor <i>Sol</i>			All Around <i>Total</i>		
					S.V.	Score	Rk	S.V.	Score	Rk	S.V.	Score	Rk	S.V.	Score	Rk	S.V.	Score	Rk
1005	Haley Biggin	LGF		2001 (15)	9.50	8.875	5-T	9.90	8.900	1	10.00	8.550	4	9.90	8.666	2	39.30	34.991	1
1002	Madisen Bedard	Flicka		2002 (14)	9.70	8.975	3	9.50	7.333	6	9.90	9.183	2	9.90	8.633	4	39.00	34.124	2
1001	Ashley Obsieger	Flicka		2001 (15)	9.80	9.150	1	9.20	7.600	4	10.00	9.233	1	9.70	7.800	7	38.70	33.783	3
1006	Emilie Hong	LGF		2002 (14)	9.50	9.025	2	9.60	7.533	5	10.00	8.316	5	10.00	8.866	1	39.10	33.740	4
1004	Paula Urquidi	LGF		2001 (15)	9.50	8.950	4	9.50	7.100	7	10.00	8.800	3	9.70	8.300	6	38.70	33.150	5
1003	Lauren Van Harmelen	Flip City		2001 (15)	9.70	8.875	5-T	9.20	8.100	2	9.10	7.666	6	9.60	8.333	5	37.60	32.974	6
1014	Brienna Gaspar	TWISTERS		2003 (13)	9.50	8.800	7	9.20	7.933	3	9.60	7.550	7	9.80	8.660	3	38.10	32.943	7



TAG CUP

Women's Artistic Gymnastics

TAG ~ Port Moody ~ April 1-3






Junior Olympic Level 10

ID #	Gymnast's Name	Club	City	YOB (Age)	Vault <i>Saut</i>			Bars <i>Barres</i>			Beam <i>Poutre</i>			Floor <i>Sol</i>			All Around <i>Total</i>		
					S.V.	Score	Rk	S.V.	Score	Rk	S.V.	Score	Rk	S.V.	Score	Rk	S.V.	Score	Rk
1012	Taylor Chan	TAG		1998 (18)	9.70	9.275	1	9.90	9.000	1	10.00	9.300	2	9.90	9.333	1	39.50	36.908	1
1011	Jessie Moody	Phoenix		2000 (16)	9.50	8.975	6-T	10.00	8.950	2	10.00	9.650	1	9.70	7.633	13	39.20	35.208	2
1005	Haley Biggin	LGF		2001 (15)	9.50	8.875	10-T	9.90	8.900	3	10.00	8.550	9	9.90	8.666	3-T	39.30	34.991	3
1010	Claire Posno	Phoenix		2000 (16)	9.70	9.000	5	9.90	8.833	4	9.80	8.333	10	9.70	8.233	10	39.10	34.399	4
1002	Madisen Bedard	Flicka		2002 (14)	9.70	8.975	6-T	9.50	7.333	11-T	9.90	9.183	4	9.90	8.633	6	39.00	34.124	5
1000	Darby McIntyre	Duncan Dynamics		2000 (16)	9.70	9.225	2	9.70	7.416	10	9.90	8.816	6	10.00	8.666	3-T	39.30	34.123	6
1001	Ashley Obsieger	Flicka		2001 (15)	9.80	9.150	3	9.20	7.600	8	10.00	9.233	3	9.70	7.800	12	38.70	33.783	7
1006	Emilie Hong	LGF		2002 (14)	9.50	9.025	4	9.60	7.533	9	10.00	8.316	11	10.00	8.866	2	39.10	33.740	8
1009	Rachel Rubin Sarganis	Phoenix		1998 (18)	9.50	8.675	13	9.10	7.333	11-T	10.00	9.166	5	9.60	8.333	7-T	38.20	33.507	9
1004	Paula Urquidi	LGF		2001 (15)	9.50	8.950	8	9.50	7.100	13	10.00	8.800	7	9.70	8.300	9	38.70	33.150	10
1013	Emily Moorthy	TWISTERS		2000 (16)	9.50	8.925	9	9.70	7.650	7	9.90	8.600	8	9.80	7.900	11	38.90	33.075	11
1003	Lauren Van Harmelen	Flip City		2001 (15)	9.70	8.875	10-T	9.20	8.100	5	9.10	7.666	12	9.60	8.333	7-T	37.60	32.974	12
1014	Brienna Gaspar	TWISTERS		2003 (13)	9.50	8.800	12	9.20	7.933	6	9.60	7.550	13	9.80	8.660	5	38.10	32.943	13

TAG CUP**Women's Artistic Gymnastics**

TAG ~ Port Moody ~ April 1-3

Junior Olympic Level 2

ID #	Gymnast's Name	Club	City	YOB (Age)	Vault Saut 		Bars Barres 		Beam Poutre 		Floor Sol 		All Around Total 	
					Score	Ribbon	Score	Ribbon	Score	Ribbon	Score	Ribbon	Score	Ribbon
203	Zoe Lorz	Club Aviva		2008 (8)	9.65	Gold	9.50	Gold	8.70	Silver	9.25	Gold	37.10	Gold
201	Kalan Larson	Club Aviva		2007 (9)	9.30	Gold	9.58	Gold	9.13	Gold	9.03	Gold	37.04	Gold
200	Lana Oganova	Club Aviva		2007 (9)	8.60	Silver	9.48	Gold	9.20	Gold	9.20	Gold	36.48	Gold
205	Angelina Katinic	Club Aviva		2009 (7)	8.95	Silver	9.53	Gold	8.83	Silver	9.15	Gold	36.46	Gold
204	Zetabella Gillera	Club Aviva		2009 (7)	9.00	Gold	9.38	Gold	8.60	Silver	8.78	Silver	35.76	Silver
202	Alina Fenrick	Club Aviva		2008 (8)	9.10	Gold	8.75	Silver	8.75	Silver	9.08	Gold	35.68	Silver
211	Claire Pakulak	Flip City		2007 (9)	9.45	Gold	9.65	Gold	9.40	Gold	9.58	Gold	38.08	Gold
210	Vedika Singh	Flip City		2006 (10)	9.05	Gold	9.73	Gold	9.13	Gold	9.38	Gold	37.29	Gold
209	Claire Bonhi	Flip City		2006 (10)	9.30	Gold	8.98	Silver	9.03	Gold	8.83	Silver	36.14	Gold
208	Ella Jordan	Flip City		2006 (10)	9.20	Gold	9.25	Gold	9.00	Gold	8.50	Silver	35.95	Silver
212	Cianna Garcia	Flip City		2007 (9)	9.35	Gold	8.48	Silver	9.03	Gold	8.90	Silver	35.76	Silver
213	Odessa Turner	Flip City		2007 (9)	8.55	Silver	8.95	Silver	8.50	Silver	8.23	Silver	34.23	Silver
207	Freya Liagridonis	Flip City		2006 (10)	8.80	Silver	8.48	Silver	8.30	Silver	8.23	Silver	33.81	Silver
217	Claire Canavan	Splitz		2008 (8)	8.90	Silver	9.40	Gold	8.83	Silver	8.68	Silver	35.81	Silver
215	Sabriya Hehar	Splitz		2008 (8)	8.80	Silver	9.00	Gold	8.68	Silver	9.00	Gold	35.48	Silver
216	Sadie Yamakawa	Splitz		2008 (8)	8.75	Silver	8.60	Silver	8.65	Silver	9.10	Gold	35.10	Silver
214	Rowan Cyr	Splitz		2008 (8)	8.40	Silver	8.35	Silver	8.53	Silver	9.18	Gold	34.46	Silver
218	Maren Paterson	Surrey Gymnastics		2006 (10)	9.05	Gold	9.80	Gold	9.60	Gold	9.48	Gold	37.93	Gold
219	Madelyn Cavin	Surrey Gymnastics		2008 (8)	9.45	Gold	9.05	Gold	9.13	Gold	9.43	Gold	37.06	Gold
222	Sanvi Parikh	TAG		2007 (9)	8.95	Silver	9.43	Gold	9.15	Gold	9.00	Gold	36.53	Gold
223	Liana Angst	TAG		2007 (9)	8.70	Silver	9.45	Gold	8.93	Silver	9.03	Gold	36.11	Gold
220	Kylie Marshall	TAG		2006 (10)	8.70	Silver	9.33	Gold	8.03	Silver	8.85	Silver	34.91	Silver
221	Sydney Thiessen	TAG		2007 (9)	8.80	Silver	8.70	Silver	9.08	Gold	8.20	Silver	34.78	Silver
227	Bryce Torres	Wayland Surrey		2006 (10)	9.50	Gold	9.18	Gold	9.15	Gold	9.03	Gold	36.86	Gold
228	Anwen Maclean	Wayland Surrey		2007 (9)	9.05	Gold	8.75	Silver	9.38	Gold	9.23	Gold	36.41	Gold
225	Lenna Habibi	Wayland Surrey		2006 (10)	9.50	Gold	8.20	Silver	8.88	Silver	9.28	Gold	35.86	Silver
224	Adithi Raja	Wayland Surrey		2006 (10)	9.40	Gold	8.68	Silver	8.73	Silver	8.83	Silver	35.64	Silver
229	Summer Omaye	Wayland Surrey		2007 (9)	8.85	Silver	8.50	Silver	8.75	Silver	9.15	Gold	35.25	Silver
226	Sarghi Padda	Wayland Surrey		2006 (10)	8.70	Silver	8.50	Silver	8.60	Silver	8.45	Silver	34.25	Silver
230	Karis Goodwin	White Rock		2007 (9)	8.75	Silver	9.28	Gold	8.65	Silver	8.80	Silver	35.48	Silver
232	Liliya Georgieva	White Rock		2008 (8)	8.75	Silver	8.78	Silver	8.28	Silver	8.65	Silver	34.46	Silver
231	Mikaela Mende	White Rock		2008 (8)	8.45	Silver	8.93	Silver	8.30	Silver	8.65	Silver	34.33	Silver



TAG CUP

Women's Artistic Gymnastics

TAG ~ Port Moody ~ April 1-3

Junior Olympic 3-1

ID #	Gymnast's Name	Club	City	YOB (Age)	Vault <i>Saut</i>			Bars <i>Barres</i>			Beam <i>Poutre</i>			Floor <i>Sol</i>			All Around <i>Total</i>		
					S.V.	Score	Rk	S.V.	Score	Rk	S.V.	Score	Rk	S.V.	Score	Rk	S.V.	Score	Rk
314	Talya Jalbert	Surrey Gymnastics		2006 (10)	10.00	9.400	2-T	10.00	9.500	1	10.00	9.425	2	10.00	9.625	1	40.00	37.950	1
342	Nicole Huang	Wayland Surrey		2003 (13)	10.00	9.500	1	10.00	8.950	5-T	10.00	9.150	9-T	10.00	8.975	9-T	40.00	36.575	2
327	Lauren Robertson	TWISTERS		2006 (10)	10.00	9.400	2-T	10.00	9.150	2	10.00	8.700	14	10.00	9.300	3-T	40.00	36.550	3
311	Sydney Ietzing	Splitz		2006 (10)	10.00	9.250	5	10.00	8.650	9	10.00	9.150	9-T	10.00	9.275	5	40.00	36.325	4
313	Chloe Dickson	Surrey Gymnastics		2005 (11)	10.00	9.025	7	10.00	8.450	14	10.00	9.700	1	10.00	9.125	6	40.00	36.300	5
300	Maya Simpson	Club Aviva		2003 (13)	10.00	8.650	15-T	10.00	8.775	8	10.00	9.325	3	10.00	9.325	2	40.00	36.075	6
340	Alexandra Ritter	Wayland Surrey		2003 (13)	10.00	9.125	6	10.00	9.125	3	10.00	9.225	4-T	10.00	8.400	16	40.00	35.875	7
305	Gerilyn Gabriel	Flip City		2006 (10)	10.00	8.650	15-T	10.00	8.950	5-T	10.00	9.225	4-T	10.00	9.000	8	40.00	35.825	8-T
345	Abby Wiebe	Wayland Surrey		2004 (12)	10.00	9.000	8	10.00	8.625	10	10.00	9.225	4-T	10.00	8.975	9-T	40.00	35.825	8-T
326	Abby Cleveland	TWISTERS		2005 (11)	10.00	9.300	4	10.00	8.500	11-T	10.00	8.875	12	10.00	9.100	7	40.00	35.775	10
310	Sarah Galovich	Splitz		2005 (11)	10.00	8.725	12-T	10.00	8.875	7	10.00	9.175	8	10.00	8.950	11	40.00	35.725	11
301	Ella Parizeau	Club Aviva		2003 (13)	10.00	8.900	10	10.00	8.500	11-T	10.00	8.850	13	10.00	9.300	3-T	40.00	35.550	12
344	Trista Henriksen	Wayland Surrey		2005 (11)	10.00	8.700	14	10.00	8.475	13	10.00	9.000	11	10.00	8.600	12-T	40.00	34.775	13
347	Samira Bolz	White Rock		2005 (11)	10.00	8.725	12-T	10.00	7.700	18	10.00	9.225	4-T	10.00	8.600	12-T	40.00	34.250	14
346	Mehtaab Sandhu	Wayland Surrey		2005 (11)	10.00	8.825	11	10.00	8.425	15	10.00	8.225	17	10.00	8.525	14	40.00	34.000	15
341	Supreet Sidhu	Wayland Surrey		2003 (13)	10.00	8.950	9	10.00	7.975	16	10.00	8.625	15	10.00	7.750	17	40.00	33.300	16
328	Cara Brodowich	TWISTERS		2006 (10)	10.00	8.400	18	10.00	7.925	17	10.00	8.325	16	10.00	8.450	15	40.00	33.100	17
343	Michaela Carroll	Wayland Surrey		2005 (11)	10.00	8.500	17	10.00	8.975	4	10.00	6.900	18	10.00	7.350	18	40.00	31.725	18



TAG CUP

Women's Artistic Gymnastics

TAG ~ Port Moody ~ April 1-3

Junior Olympic 3-2

ID #	Gymnast's Name	Club	City	YOB (Age)	Vault <i>Saut</i>			Bars <i>Barres</i>			Beam <i>Poutre</i>			Floor <i>Sol</i>			All Around <i>Total</i>		
					S.V.	Score	Rk	S.V.	Score	Rk	S.V.	Score	Rk	S.V.	Score	Rk	S.V.	Score	Rk
303	Makenna Self	Club Aviva		2007 (9)	10.00	9.700	1	10.00	9.375	1	10.00	9.325	2	10.00	9.475	2	40.00	37.875	1
316	Maya Wilson	Surrey Gymnastics		2006 (10)	10.00	8.850	11	10.00	9.250	3	10.00	9.550	1	10.00	9.750	1	40.00	37.400	2
329	Caitlyn Carstensen	TWISTERS		2007 (9)	10.00	9.250	3	10.00	9.075	6	10.00	9.225	4-T	10.00	9.125	7-T	40.00	36.675	3
321	Abigail Lavoie	TAG		2007 (9)	10.00	9.375	2	10.00	9.325	2	10.00	8.850	11	10.00	9.100	10	40.00	36.650	4
322	Zoe Marshall	TAG		2007 (9)	10.00	9.025	6-T	10.00	9.000	7-T	10.00	9.225	4-T	10.00	9.300	4-T	40.00	36.550	5
302	Delaney Self	Club Aviva		2007 (9)	10.00	9.225	4	10.00	9.150	5	10.00	9.100	6	10.00	8.750	14	40.00	36.225	6
315	Melissa Pilotis	Surrey Gymnastics		2006 (10)	10.00	8.975	9	10.00	9.000	7-T	10.00	8.900	10	10.00	9.325	3	40.00	36.200	7
349	Syrenna Koropecy	White Rock		2007 (9)	10.00	8.950	10	10.00	8.650	13-T	10.00	9.275	3	10.00	9.175	6	40.00	36.050	8
350	Alejandra Amyotte	White Rock		2007 (9)	10.00	9.025	6-T	10.00	8.650	13-T	10.00	9.000	7	10.00	9.300	4-T	40.00	35.975	9
319	Koby Dryden	TAG		2007 (9)	10.00	9.025	6-T	10.00	9.175	4	10.00	8.725	13	10.00	9.025	11	40.00	35.950	10
318	Jordyn Hall	TAG		2006 (10)	10.00	8.700	13	10.00	9.000	7-T	10.00	8.950	8	10.00	9.125	7-T	40.00	35.775	11
320	Olivia Di Girolamo	TAG		2007 (9)	10.00	9.150	5	10.00	8.675	12	10.00	8.700	14	10.00	9.125	7-T	40.00	35.650	12
306	Amelia Adrain	Flip City		2006 (10)	10.00	8.650	14	10.00	8.925	11	10.00	8.925	9	10.00	8.775	13	40.00	35.275	13
348	Autumn Fisher	White Rock		2007 (9)	10.00	8.450	17	10.00	9.000	7-T	10.00	8.675	15	10.00	8.250	17	40.00	34.375	14
307	Jordyn Secord	Flip City		2006 (10)	10.00	8.825	12	10.00	8.425	17	10.00	8.750	12	10.00	8.325	16	40.00	34.325	15
308	Morgan Bruvold	Flip City		2006 (10)	10.00	8.600	15	10.00	8.550	16	10.00	7.800	17	10.00	8.850	12	40.00	33.800	16
309	Alexa Palsma	Flip City		2007 (9)	10.00	8.500	16	10.00	8.600	15	10.00	8.000	16	10.00	8.425	15	40.00	33.525	17



TAG CUP

Women's Artistic Gymnastics

TAG ~ Port Moody ~ April 1-3

Junior Olympic 3-3

ID #	Gymnast's Name	Club	City	YOB (Age)	Vault <i>Saut</i>			Bars <i>Barres</i>			Beam <i>Poutre</i>			Floor <i>Sol</i>			All Around <i>Total</i>		
					S.V.	Score	Rk	S.V.	Score	Rk	S.V.	Score	Rk	S.V.	Score	Rk	S.V.	Score	Rk
323	Neiva Chung	TAG		2008 (8)	10.00	9.450	1-T	10.00	9.200	2-T	10.00	9.150	2	10.00	9.350	1	40.00	37.150	1
304	Natalia Sokolowski	Club Aviva		2008 (8)	10.00	9.275	3	10.00	8.950	6-T	10.00	9.225	1	10.00	9.125	5	40.00	36.575	2
317	Hannah Mahon	Surrey Gymnastics		2008 (8)	10.00	9.150	5	10.00	9.175	4	10.00	9.100	3	10.00	8.975	8-T	40.00	36.400	3
324	Sienna Fretwell	TAG		2008 (8)	10.00	9.175	4	10.00	9.450	1	10.00	8.625	10	10.00	9.075	6	40.00	36.325	4
332	Emily Phillips	TWISTERS		2008 (8)	10.00	8.975	9	10.00	9.200	2-T	10.00	8.950	5-T	10.00	8.975	8-T	40.00	36.100	5
333	Vienna Howes	TWISTERS		2008 (8)	10.00	8.875	11	10.00	8.950	6-T	10.00	8.675	9	10.00	9.200	3	40.00	35.700	6
325	Vanessa Wilson	TAG		2008 (8)	10.00	9.000	8	10.00	8.650	10	10.00	8.775	8	10.00	9.150	4	40.00	35.575	7-T
337	Eliza Gooch	TWISTERS		2009 (7)	10.00	8.800	12	10.00	9.025	5	10.00	9.000	4	10.00	8.750	13	40.00	35.575	7-T
331	Maya MacDonald-Garcia	TWISTERS		2008 (8)	10.00	9.025	6-T	10.00	8.800	8	10.00	8.575	11	10.00	9.050	7	40.00	35.450	9
330	Emily Hajiadem	TWISTERS		2007 (9)	10.00	8.900	10	10.00	8.350	11	10.00	8.950	5-T	10.00	8.875	11	40.00	35.075	10
338	Amelia Shea	TWISTERS		2009 (7)	10.00	8.775	13	10.00	7.850	14	10.00	8.800	7	10.00	9.275	2	40.00	34.700	11
334	Sydney Archondous	TWISTERS		2008 (8)	10.00	9.450	1-T	10.00	8.275	12	10.00	7.975	14	10.00	8.175	14	40.00	33.875	12
335	Roxanne Makara	TWISTERS		2008 (8)	10.00	8.300	15	10.00	8.725	9	10.00	8.400	12	10.00	8.075	15	40.00	33.500	13
312	Jessica Jones	Splitz		2007 (9)	10.00	9.025	6-T	10.00	6.900	16	10.00	8.200	13	10.00	8.950	10	40.00	33.075	14
339	Thalia Campbell	TWISTERS		2009 (7)	10.00	8.400	14	10.00	7.950	13	10.00	7.650	16	10.00	8.825	12	40.00	32.825	15
336	Anastacia Johannesson	TWISTERS		2008 (8)	10.00	8.100	16	10.00	7.250	15	10.00	7.950	15	10.00	7.700	16	40.00	31.000	16

TAG CUP**Women's Artistic Gymnastics**

TAG ~ Port Moody ~ April 1-3

Junior Olympic 4 (2003 to March 2006)

ID #	Gymnast's Name	Club	City	YOB (Age)	Vault <i>Saut</i>			Bars <i>Barres</i>			Beam <i>Poutre</i>			Floor <i>Sol</i>			All Around <i>Total</i>		
					S.V.	Score	Rk	S.V.	Score	Rk	S.V.	Score	Rk	S.V.	Score	Rk	S.V.	Score	Rk
424	Sienna Yamakawa	Splitz		2006 (10)	10.00	8.650	4	10.00	8.675	6	10.00	8.825	2	10.00	9.150	2	40.00	35.300	1
423	Emelia Hunger	Splitz		2005 (11)	10.00	8.775	3	10.00	8.650	7	10.00	8.375	4	10.00	9.225	1	40.00	35.025	2
422	Izayah Ouano-Dotson	Splitz		2004 (12)	10.00	8.800	2	10.00	9.225	1	10.00	7.825	9	10.00	8.850	4	40.00	34.700	3
403	Kate Parhar	Club Aviva		2006 (10)	10.00	8.450	7-T	10.00	8.375	9	10.00	8.775	3	10.00	8.625	6	40.00	34.225	4
401	Caitlin Adams	Club Aviva		2005 (11)	10.00	8.500	6	10.00	8.800	2-T	10.00	8.050	8	10.00	8.650	5	40.00	34.000	5
421	Alissa Hudolin	Splitz		2003 (13)	10.00	8.450	7-T	10.00	8.800	2-T	10.00	7.450	12	10.00	9.050	3	40.00	33.750	6
416	Aylan Vincent	Nanaimo		2005 (11)	10.00	7.500	13	10.00	8.700	5	10.00	8.900	1	10.00	8.150	9	40.00	33.250	7
411	Kaitlyn McFarlane	Flip City		2005 (11)	10.00	8.550	5	10.00	8.475	8	10.00	8.100	7	10.00	7.925	11-T	40.00	33.050	8
400	Hayley Hughes	Club Aviva		2004 (12)	10.00	8.375	9	10.00	7.875	10	10.00	8.150	6	10.00	8.550	7	40.00	32.950	9
429	Cassia David	Wayland Surrey		2004 (12)	10.00	8.000	10	10.00	7.850	11	10.00	8.325	5	10.00	8.375	8	40.00	32.550	10
402	Keira Wong	Club Aviva		2006 (10)	10.00	8.825	1	10.00	8.775	4	10.00	6.825	14	10.00	7.300	14	40.00	31.725	11
417	Maddisyn Burns	Nanaimo		2005 (11)	10.00	7.475	14	10.00	7.650	12	10.00	7.675	10	10.00	7.925	11-T	40.00	30.725	12
434	Madeline Scheltgen	White Rock		2006 (10)	10.00	7.700	11	10.00	7.050	13	10.00	7.225	13	10.00	7.875	13	40.00	29.850	13
433	Samantha Yano	White Rock		2005 (11)	10.00	7.575	12	10.00	5.200	14	10.00	7.600	11	10.00	8.100	10	40.00	28.475	14
410	Kaitlynn Beaulieu	CRGA		2005 (11)	scr			scr			scr			scr			0.00	0.000	

TAG CUP**Women's Artistic Gymnastics**

TAG ~ Port Moody ~ April 1-3

Junior Olympic 4 (June 2006 to 2008)

ID #	Gymnast's Name	Club	City	YOB (Age)	Vault <i>Saut</i>			Bars <i>Barres</i>			Beam <i>Poutre</i>			Floor <i>Sol</i>			All Around <i>Total</i>		
					S.V.	Score	Rk	S.V.	Score	Rk	S.V.	Score	Rk	S.V.	Score	Rk	S.V.	Score	Rk
407	Josee Ng	Club Aviva		2007 (9)	10.00	8.875	1	10.00	8.525	7	10.00	9.250	2	10.00	9.225	1	40.00	35.875	1
408	Kimiko Pausche	Club Aviva		2008 (8)	10.00	8.000	11	10.00	8.850	5	10.00	9.425	1	10.00	8.800	6	40.00	35.075	2
413	Sophie Kraushar	Flip City		2007 (9)	10.00	8.700	3	10.00	9.175	2	10.00	7.725	12	10.00	9.025	2	40.00	34.625	3
420	Ella Husband	Nanaimo		2007 (9)	10.00	8.300	6	10.00	9.125	3	10.00	8.850	3	10.00	7.750	16	40.00	34.025	4
412	Samantha Bartlett	Flip City		2006 (10)	10.00	8.625	4	10.00	8.275	10	10.00	8.125	8	10.00	8.775	7-T	40.00	33.800	5
404	Chloe Mayo	Club Aviva		2006 (10)	10.00	7.900	12	10.00	9.275	1	10.00	7.575	13	10.00	9.000	3	40.00	33.750	6
428	Milana Cherry	Splitz		2006 (10)	10.00	8.750	2	10.00	8.600	6	10.00	7.475	14	10.00	8.850	4-T	40.00	33.675	7
409	McKenzie Hodak	Club Aviva		2006 (10)	10.00	8.500	5	10.00	7.700	16	10.00	8.275	6	10.00	8.850	4-T	40.00	33.325	8
415	Josie Maryschak	Flip City		2008 (8)	10.00	8.250	7-T	10.00	8.125	12	10.00	8.400	5	10.00	8.525	11	40.00	33.300	9
406	Kate Askew	Club Aviva		2007 (9)	10.00	7.750	13	10.00	8.250	11	10.00	8.425	4	10.00	8.475	12	40.00	32.900	10
430	Elizabeth Colgan	Wayland Surrey		2006 (10)	10.00	8.050	10	10.00	8.300	9	10.00	7.850	11	10.00	8.625	9	40.00	32.825	11
405	Samantha Misceo	Club Aviva		2007 (9)	10.00	8.250	7-T	10.00	7.875	14	10.00	8.025	9-T	10.00	8.050	14	40.00	32.200	12
414	Elise Van Harmelen	Flip City		2007 (9)	10.00	7.700	14	10.00	7.600	17	10.00	8.250	7	10.00	7.850	15	40.00	31.400	13
419	Naiah Kulla	Nanaimo		2007 (9)	10.00	7.600	16	10.00	8.900	4	10.00	8.025	9-T	10.00	6.800	17	40.00	31.325	14-T
427	Aliya Barrick	Splitz		2006 (10)	10.00	8.175	9	10.00	8.350	8	10.00	6.425	17	10.00	8.375	13	40.00	31.325	14-T
425	Gracie Belter	Splitz		2006 (10)	10.00	7.575	17	10.00	7.950	13	10.00	6.900	16	10.00	8.775	7-T	40.00	31.200	16
426	Katie Barrick	Splitz		2006 (10)	10.00	7.650	15	10.00	7.800	15	10.00	7.075	15	10.00	8.575	10	40.00	31.100	17

TAG CUP**Women's Artistic Gymnastics**

TAG ~ Port Moody ~ April 1-3

Junior Olympic 5 (2004 to Feb 2006)

ID #	Gymnast's Name	Club	City	YOB (Age)	Vault <i>Saut</i>			Bars <i>Barres</i>			Beam <i>Poutre</i>			Floor <i>Sol</i>			All Around <i>Total</i>		
					S.V.	Score	Rk	S.V.	Score	Rk	S.V.	Score	Rk	S.V.	Score	Rk	S.V.	Score	Rk
503	Chloe Hill	Flip City		2006 (10)	10.00	9.225	3-T	10.00	9.150	3	10.00	8.550	2	10.00	8.975	1	40.00	35.900	1
513	Mikayla Gilfillen	Splitz		2005 (11)	10.00	9.225	3-T	10.00	9.250	2	10.00	8.425	3	10.00	8.750	4	40.00	35.650	2
511	Abbie Gluvic	Splitz		2004 (12)	10.00	9.150	5	10.00	8.975	5	10.00	7.900	6	10.00	8.850	2	40.00	34.875	3
501	Thalia Simpson	Flip City		2004 (12)	10.00	8.850	7-T	10.00	8.750	6	10.00	8.625	1	10.00	8.475	8	40.00	34.700	4
502	Akaisha Torrance	Flip City		2004 (12)	10.00	8.800	9	10.00	9.100	4	10.00	8.100	4-T	10.00	8.550	6	40.00	34.550	5
518	Sophia Bertani	TAG		2006 (10)	10.00	8.775	10-T	10.00	8.725	7-T	10.00	7.650	9	10.00	8.800	3	40.00	33.950	6
512	Michelle Karanka	Splitz		2005 (11)	10.00	9.250	1-T	10.00	9.350	1	10.00	6.875	12	10.00	8.450	9	40.00	33.925	7
515	Sarah Golding	TAG		2005 (11)	10.00	9.250	1-T	10.00	8.725	7-T	10.00	7.475	10	10.00	8.425	10	40.00	33.875	8-T
519	Isabella Bertani	TAG		2006 (10)	10.00	8.750	12	10.00	8.525	9-T	10.00	8.100	4-T	10.00	8.500	7	40.00	33.875	8-T
517	Nya Chung	TAG		2006 (10)	10.00	8.875	6	10.00	8.425	11	10.00	7.675	7-T	10.00	8.400	11	40.00	33.375	10
504	Chloe Machnau	Flip City		2006 (10)	10.00	8.775	10-T	10.00	8.200	12	10.00	7.250	11	10.00	8.600	5	40.00	32.825	11
516	Caelyn Angst	TAG		2005 (11)	10.00	8.850	7-T	10.00	8.525	9-T	10.00	6.650	13	10.00	8.275	12	40.00	32.300	12
507	Mikenna Turenne	Nanaimo		2005 (11)	10.00	7.500	13	10.00	7.850	13	10.00	7.675	7-T	10.00	7.125	13	40.00	30.150	13

TAG CUP**Women's Artistic Gymnastics**

TAG ~ Port Moody ~ April 1-3

Junior Olympic 5 (April 2006 to 2007)

ID #	Gymnast's Name	Club	City	YOB (Age)	Vault <i>Saut</i>			Bars <i>Barres</i>			Beam <i>Poutre</i>			Floor <i>Sol</i>			All Around <i>Total</i>		
					S.V.	Score	Rk	S.V.	Score	Rk	S.V.	Score	Rk	S.V.	Score	Rk	S.V.	Score	Rk
514	Lucia Scott	Splitz		2006 (10)	10.00	9.125	1	10.00	9.400	1	10.00	7.975	5	10.00	9.200	1	40.00	35.700	1
524	Kennedy Fast	TWISTERS		2007 (9)	10.00	8.825	5	10.00	9.300	2	10.00	8.575	1	10.00	8.800	3	40.00	35.500	2
522	Rolanda Donald	TWISTERS		2006 (10)	10.00	8.625	6-T	10.00	9.250	3	10.00	8.275	4	10.00	8.850	2	40.00	35.000	3
500	Amelia Mori	Club Aviva		2006 (10)	10.00	8.900	3	10.00	9.000	4	10.00	8.550	2	10.00	8.425	9	40.00	34.875	4
523	Cora Boyes	TWISTERS		2006 (10)	10.00	8.975	2	10.00	8.025	8	10.00	7.750	7	10.00	8.675	5	40.00	33.425	5
520	Gabriella Brown	TAG		2006 (10)	10.00	8.625	6-T	10.00	8.700	5	10.00	7.325	9	10.00	8.650	6	40.00	33.300	6
506	Mackenzie Hurtubise	Flip City		2007 (9)	10.00	8.275	10	10.00	8.225	7	10.00	7.900	6	10.00	8.625	7	40.00	33.025	7
509	Mataya Auxi	Prince George		2006 (10)	10.00	8.850	4	10.00	7.950	10	10.00	7.450	8	10.00	8.725	4	40.00	32.975	8
521	Chase Lloyd	TWISTERS		2006 (10)	10.00	7.925	11	10.00	7.875	11	10.00	8.300	3	10.00	8.400	10	40.00	32.500	9
508	Myiah Vanden-Elsen	Nanaimo		2006 (10)	10.00	8.550	8-T	10.00	8.300	6	10.00	6.825	10	10.00	8.550	8	40.00	32.225	10
510	Gyongyi Kiraly	Prince George		2006 (10)	10.00	8.550	8-T	10.00	8.000	9	10.00	6.725	11	10.00	8.050	11	40.00	31.325	11

TAG CUP**Women's Artistic Gymnastics**

TAG ~ Port Moody ~ April 1-3

Junior Olympic 6 (2000-2002)

ID #	Gymnast's Name	Club	City	YOB (Age)	Vault <i>Saut</i>			Bars <i>Barres</i>			Beam <i>Poutre</i>			Floor <i>Sol</i>			All Around <i>Total</i>		
					S.V.	Score	Rk	S.V.	Score	Rk	S.V.	Score	Rk	S.V.	Score	Rk	S.V.	Score	Rk
623	Taylor Kristmanson	TAG		2000 (16)	10.00	8.875	2	10.00	8.950	4	10.00	9.275	2-T	10.00	9.425	1	40.00	36.525	1
608	Emma Doucette	NVGS		2000 (16)	10.00	8.675	3	10.00	9.050	2	10.00	9.175	4	10.00	9.400	2-T	40.00	36.300	2
625	McKenzie Strath	TAG		2001 (15)	10.00	9.225	1	10.00	9.100	1	10.00	8.750	8	10.00	9.200	7	40.00	36.275	3
634	Julia Osborne	White Rock		2001 (15)	10.00	8.225	10	10.00	9.000	3	10.00	9.375	1	10.00	9.350	4-T	40.00	35.950	4
624	Sienna Riordan	TAG		2001 (15)	10.00	8.525	4	10.00	8.550	5	10.00	9.125	5	10.00	9.400	2-T	40.00	35.600	5
631	Melina David	Wayland Surrey		2002 (14)	10.00	8.475	5	8.70	7.350	9	10.00	9.275	2-T	10.00	9.300	6	38.70	34.400	6
610	Julia Kalin	NVGS		2001 (15)	10.00	8.300	8	10.00	8.200	7	10.00	8.825	6	10.00	8.800	13	40.00	34.125	7
630	Saharah Bains	Wayland Surrey		2001 (15)	10.00	8.150	11	10.00	8.400	6	10.00	8.350	12	10.00	8.875	11	40.00	33.775	8
600	Angelina Floro	Club Aviva		2002 (14)	10.00	8.275	9	9.50	7.250	10	10.00	8.550	11	10.00	9.025	9	39.50	33.100	9
636	Nicole Zietlow	White Rock		2002 (14)	10.00	8.025	12	9.10	7.000	12	10.00	8.800	7	10.00	9.175	8	39.10	33.000	10
609	Amy Sol	NVGS		2001 (15)	10.00	8.400	6	9.50	7.100	11	9.40	7.850	13	10.00	8.825	12	38.90	32.175	11
637	Sierra McMurdo	White Rock		2002 (14)	10.00	8.325	7	8.70	6.300	14	10.00	8.650	10	9.50	8.475	14	38.20	31.750	12
632	Emma Weibe	Wayland Surrey		2002 (14)	10.00	7.750	13	10.00	7.650	8	9.40	6.875	14	10.00	8.925	10	39.40	31.200	13
635	Danielle Olsen	White Rock		2002 (14)				9.40	6.850	13	10.00	8.675	9	10.00	9.350	4-T	29.40	24.875	14

TAG CUP**Women's Artistic Gymnastics**

TAG ~ Port Moody ~ April 1-3

Junior Olympic 6 (2003-2005)

ID #	Gymnast's Name	Club	City	YOB (Age)	Vault <i>Saut</i>			Bars <i>Barres</i>			Beam <i>Poutre</i>			Floor <i>Sol</i>			All Around <i>Total</i>		
					S.V.	Score	Rk	S.V.	Score	Rk	S.V.	Score	Rk	S.V.	Score	Rk	S.V.	Score	Rk
602	Mia Frohnsdorf	Club Aviva		2005 (11)	10.00	8.950	4	10.00	9.550	1	10.00	9.650	1	10.00	9.400	1	40.00	37.550	1
626	Madison Wilcott	TAG		2004 (12)	10.00	9.200	1	10.00	8.850	6	10.00	9.250	2	10.00	9.175	4-T	40.00	36.475	2
601	Amany Lakssili	Club Aviva		2004 (12)	10.00	9.150	2	10.00	8.950	4-T	10.00	9.100	3	10.00	8.925	10	40.00	36.125	3
615	Lola Chetner	Phoenix		2004 (12)	10.00	8.150	13	10.00	8.950	4-T	10.00	9.000	7	10.00	9.125	7	40.00	35.225	4
614	Kayla Fiorda	Phoenix		2003 (13)	10.00	9.000	3	10.00	8.300	9	10.00	9.050	4-T	10.00	8.850	11	40.00	35.200	5
603	Isabella Michael	CRGA		2004 (12)	10.00	8.575	7	9.50	8.000	11	10.00	9.050	4-T	10.00	9.300	2	39.50	34.925	6
622	Kaylee Oberg	Prince George		2003 (13)	10.00	8.200	11-T	10.00	9.200	2	10.00	9.025	6	9.50	8.375	14	39.50	34.800	7
611	Raedon Skanes	NVGS		2004 (12)	10.00	8.925	5	10.00	8.600	8	9.40	8.000	10	10.00	9.175	4-T	39.40	34.700	8
613	Tyra Green	NVGS		2005 (11)	10.00	8.700	6	10.00	8.100	10	10.00	8.750	8	10.00	9.025	9	40.00	34.575	9
621	Farrah Normand	Prince George		2003 (13)	10.00	8.475	9	10.00	9.100	3	10.00	7.825	11	10.00	9.100	8	40.00	34.500	10
629	Jordyn Tempel	TWISTERS		2005 (11)	10.00	8.425	10	10.00	8.750	7	10.00	7.775	12	10.00	9.175	4-T	40.00	34.125	11
628	Kimberlyne Tuffnell	TWISTERS		2004 (12)	10.00	8.525	8	9.20	7.900	12	10.00	8.350	9	10.00	9.200	3	39.20	33.975	12
612	Charli Calvert	NVGS		2005 (11)	10.00	8.200	11-T	9.50	7.050	13	9.20	7.475	14	9.70	8.725	13	38.40	31.450	13
620	Madison Belyea	Powell River		2005 (11)	10.00	8.000	14	8.70	6.600	14	9.20	7.750	13	9.70	8.825	12	37.60	31.175	14

TAG CUP**Women's Artistic Gymnastics**

TAG ~ Port Moody ~ April 1-3

Junior Olympic 6 (2006-2007)

ID #	Gymnast's Name	Club	City	YOB (Age)	Vault <i>Saut</i>			Bars <i>Barres</i>			Beam <i>Poutre</i>			Floor <i>Sol</i>			All Around <i>Total</i>		
					S.V.	Score	Rk	S.V.	Score	Rk	S.V.	Score	Rk	S.V.	Score	Rk	S.V.	Score	Rk
604	Julianne Glowacki	Flicka		2007 (9)	10.00	8.325	3	10.00	8.950	2	10.00	9.000	1	10.00	9.200	2	40.00	35.475	1
605	Olivia Koenig	Flicka		2007 (9)	10.00	8.300	4	10.00	9.150	1	10.00	8.875	3	10.00	9.000	5-T	40.00	35.325	2
606	Lauren Zadra	Flicka		2007 (9)	10.00	8.650	2	10.00	8.900	3	10.00	8.675	4	10.00	9.075	4	40.00	35.300	3
627	Jayda Wojcik	TAG		2006 (10)	10.00	8.850	1	9.50	8.450	5	10.00	8.550	5	10.00	9.350	1	39.50	35.200	4
607	Avery Taylor	Flicka		2007 (9)	10.00	8.275	5	10.00	8.600	4	10.00	8.975	2	10.00	9.125	3	40.00	34.975	5
619	Tatum Rain Campbell	Phoenix		2007 (9)	10.00	8.175	6	8.70	7.400	7-T	10.00	8.275	7	10.00	9.000	5-T	38.70	32.850	6
617	Annika Maiorino	Phoenix		2006 (10)	10.00	8.000	7	8.70	7.400	7-T	10.00	8.425	6	9.50	8.250	8	38.20	32.075	7
618	Emma Gambetti	Phoenix		2007 (9)	10.00	7.550	8	10.00	8.300	6	9.70	7.350	8	9.70	8.750	7	39.40	31.950	8

TAG CUP**Women's Artistic Gymnastics**

TAG ~ Port Moody ~ April 1-3

Junior Olympic 7 (1998-2002)

ID #	Gymnast's Name	Club	City	YOB (Age)	Vault <i>Saut</i>			Bars <i>Barres</i>			Beam <i>Poutre</i>			Floor <i>Sol</i>			All Around <i>Total</i>		
					S.V.	Score	Rk	S.V.	Score	Rk	S.V.	Score	Rk	S.V.	Score	Rk	S.V.	Score	Rk
711	Fernanda Ramirez	TAG		2001 (15)	10.00	9.200	2	10.00	9.250	2	10.00	9.200	1	10.00	9.325	5-T	40.00	36.975	1
710	Daniela Lee	TAG		2001 (15)	10.00	9.150	3	10.00	9.100	3	10.00	8.975	2	10.00	9.325	5-T	40.00	36.550	2
700	Porter Trevisan	Club Aviva		2001 (15)	10.00	9.075	4	10.00	9.450	1	10.00	8.675	6	10.00	9.200	9-T	40.00	36.400	3
705	Josephine Fletcher	Phoenix		2001 (15)	10.00	9.325	1	9.70	8.750	6	9.50	8.750	3	10.00	9.525	1	39.20	36.350	4
703	Autumn Doucette	NVGS		2000 (16)	10.00	8.975	7	10.00	8.800	5	10.00	8.350	9	10.00	9.450	2	40.00	35.575	5
713	Shannon Zamora	Wayland Surrey		1998 (18)	10.00	8.925	8-T	10.00	8.450	8	9.50	8.575	7	10.00	9.350	3-T	39.50	35.300	6
714	Katie Philips	White Rock		1999 (17)	10.00	8.625	13	9.20	7.850	9	9.50	8.700	4-T	10.00	9.225	7-T	38.70	34.400	7
702	Madeline Sim	Lion's Pride		2002 (14)	10.00	8.700	10-T	10.00	9.000	4	9.50	7.400	12	9.70	8.900	12	39.20	34.000	8
704	Ciara Pletcher	Phoenix		2000 (16)	10.00	9.050	5	9.20	7.100	13	9.20	8.375	8	10.00	9.350	3-T	38.40	33.875	9
712	Fulreej Kang	Wayland Surrey		2000 (16)	10.00	8.275	14	9.50	7.600	11	9.50	8.700	4-T	10.00	9.225	7-T	39.00	33.800	10
638	Eva Woodward	Surrey Gymnastics		2002 (14)	10.00	9.000	6	9.70	8.500	7	9.50	6.950	14	10.00	9.200	9-T	39.20	33.650	11
708	RayAnne Quinn	Surrey Gymnastics		1998 (18)	10.00	8.700	10-T	9.50	7.750	10	9.50	7.350	13	10.00	9.100	11	39.00	32.900	12
707	Samantha Thomas	Prince George		1999 (17)	10.00	8.700	10-T	9.50	7.500	12	9.50	7.450	11	10.00	8.800	13	39.00	32.450	13
715	Chantal Birney	White Rock		2001 (15)	10.00	8.925	8-T	8.70	6.350	14	9.70	8.175	10	10.00	8.725	14	38.40	32.175	14

TAG CUP**Women's Artistic Gymnastics**

TAG ~ Port Moody ~ April 1-3

Junior Olympic 7 (2003-2006)

ID #	Gymnast's Name	Club	City	YOB (Age)	Vault <i>Saut</i>			Bars <i>Barres</i>			Beam <i>Poutre</i>			Floor <i>Sol</i>			All Around <i>Total</i>		
					S.V.	Score	Rk	S.V.	Score	Rk	S.V.	Score	Rk	S.V.	Score	Rk	S.V.	Score	Rk
717	Nya Chailer	CRGA		2004 (12)	10.00	9.100	1-T	10.00	9.200	2	10.00	9.400	2	10.00	9.225	14	40.00	36.925	1
734	Isabela Acosta	TAG		2004 (12)	10.00	8.750	6	10.00	9.225	1	10.00	9.050	5-T	10.00	9.500	5	40.00	36.525	2
725	Hannah Iles	Lion's Pride		2005 (11)	10.00	8.725	7-T	10.00	8.850	4-T	10.00	9.050	5-T	10.00	9.250	13	40.00	35.875	3
731	Emily Geraghty	Phoenix		2005 (11)	10.00	8.650	9	10.00	8.850	4-T	10.00	8.800	12	10.00	9.550	4	40.00	35.850	4
716	Olivia Miles	CRGA		2003 (13)	10.00	8.725	7-T	10.00	8.900	3	10.00	9.025	7	10.00	9.150	15	40.00	35.800	5
736	Sierra Stobbe	TWISTERS		2006 (10)	10.00	8.450	15	10.00	8.600	6	10.00	8.950	8	10.00	9.475	6	40.00	35.475	6-T
738	Sarah Saeni-Whittred	Flicka		2006 (10)	10.00	8.375	17	10.00	8.425	7	10.00	9.350	4	10.00	9.325	9-T	40.00	35.475	6-T
728	Brooklyn Ashby	NVGS		2003 (13)	10.00	9.100	1-T	10.00	7.850	9	9.50	8.650	13	10.00	9.775	1	39.50	35.375	8
735	Eden Woodliffe	TWISTERS		2005 (11)	10.00	8.950	3	10.00	8.100	8	10.00	8.500	15	10.00	9.400	7-T	40.00	34.950	9
720	Talya Pollak	Flicka		2003 (13)	10.00	8.575	12-T	9.50	7.525	11-T	10.00	9.375	3	9.50	9.100	16	39.00	34.575	10
718	Ksenia Stansell	CRGA		2004 (12)	10.00	8.875	4	9.20	7.000	17	10.00	8.850	10	10.00	9.400	7-T	39.20	34.125	11
733	Gabriella Di Girolamo	TAG		2003 (13)	10.00	8.575	12-T	10.00	6.750	19	10.00	8.875	9	10.00	9.300	11	40.00	33.500	12
729	Aysia Morgan	NVGS		2004 (12)	10.00	8.775	5	9.50	7.525	11-T	9.50	7.500	21	10.00	9.650	2-T	39.00	33.450	13
737	Jacklynn Matthew	Flip City		2003 (13)	10.00	8.400	16	9.50	7.750	10	9.50	7.875	20	10.00	9.325	9-T	39.00	33.350	14
723	Havana Martinez	Flip City		2005 (11)	10.00	8.625	10	9.20	7.175	15	9.70	8.550	14	9.40	8.700	19-T	38.30	33.050	15
726	Brooklyn Massey	Lion's Pride		2005 (11)	10.00	8.525	14	10.00	7.125	16	9.50	8.050	18	10.00	9.275	12	39.50	32.975	16
719	Kamryn Postill	Flicka		2003 (13)	10.00	8.150	19	9.00	6.950	18	10.00	8.825	11	9.70	8.700	19-T	38.70	32.625	17
732	Hillary English	Powell River		2004 (12)	10.00	8.600	11	9.50	7.425	13	10.00	8.000	19	9.40	7.825	22	38.90	31.850	18
722	Hattie Aldag	Flip City		2003 (13)	10.00	8.000	20	8.70	7.250	14	9.50	8.175	17	9.50	8.325	21	37.70	31.750	19
727	Karli Boylan	Nanaimo		2003 (13)	10.00	7.800	21	9.50	6.600	21	9.50	8.375	16	9.70	8.900	17	38.70	31.675	20
721	Mila Taylor	Flicka		2006 (10)	10.00	8.225	18	9.50	6.625	20	9.50	7.325	22	10.00	8.775	18	39.00	30.950	21
730	Jessie Keeley	Phoenix		2005 (11)	SCR						10.00	9.425	1	10.00	9.650	2-T	20.00	19.075	22

TAG CUP**Women's Artistic Gymnastics**

TAG ~ Port Moody ~ April 1-3

Junior Olympic 8 (1999-2002)

ID #	Gymnast's Name	Club	City	YOB (Age)	Vault <i>Saut</i>			Bars <i>Barres</i>			Beam <i>Poutre</i>			Floor <i>Sol</i>			All Around <i>Total</i>		
					S.V.	Score	Rk	S.V.	Score	Rk	S.V.	Score	Rk	S.V.	Score	Rk	S.V.	Score	Rk
807	Maya Crutch	Flip City		2002 (14)	10.00	9.100	2	10.00	8.875	2	10.00	9.225	2	10.00	9.375	3	40.00	36.575	1
814	Reese Wheeldon	Lion's Pride		2001 (15)	9.50	9.050	3	9.50	8.200	4	10.00	9.375	1	10.00	9.350	4	39.00	35.975	2
818	Erika Chan	Phoenix		2001 (15)	10.00	8.300	13	10.00	9.400	1	10.00	8.825	6	10.00	9.425	2	40.00	35.950	3
806	Emma Schmor	Flip City		2002 (14)	9.80	8.750	9	10.00	8.625	3	10.00	8.600	7-T	10.00	9.050	9	39.80	35.025	4
827	Taya Clyne	TAG		2001 (15)	10.00	9.250	1	9.70	7.950	6	10.00	8.150	10	10.00	9.450	1	39.70	34.800	5
803	Alexis Romero	Flicka		2001 (15)	9.50	8.325	12	9.50	8.175	5	10.00	8.950	5	10.00	9.300	6	39.00	34.750	6
805	Alecksa Torrance	Flip City		2001 (15)	9.80	8.825	7	10.00	7.800	8-T	10.00	9.075	3	10.00	9.000	10	39.80	34.700	7
808	Corris To	Flip City		2002 (14)	9.50	8.775	8	9.20	7.300	12	10.00	9.050	4	10.00	9.225	7	38.70	34.350	8
815	Savannah Rathy	Nanaimo		1999 (17)	10.00	9.025	4	9.50	7.800	8-T	9.50	7.800	12	10.00	9.325	5	39.00	33.950	9
802	Amaiya Walters	Flicka		2001 (15)	9.50	8.375	11	10.00	7.700	10	10.00	8.600	7-T	10.00	9.175	8	39.50	33.850	10-T
824	Rhiana Palfy	Prince George		1999 (17)	9.50	8.675	10	9.70	7.900	7	10.00	8.300	9	10.00	8.975	11	39.20	33.850	10-T
819	Sara Takagi	Phoenix		2002 (14)	9.50	8.875	6	9.20	7.675	11	9.50	7.750	13-T	10.00	8.525	14	38.20	32.825	12
825	Alexa Cannon	Surrey Gymnastics		2002 (14)	9.50	8.950	5	8.40	6.750	13	10.00	7.950	11	10.00	8.925	12	37.90	32.575	13
823	Naraa Little	Powell River		2000 (16)	7.00	5.700	14	8.70	6.375	14	9.50	7.750	13-T	9.70	8.550	13	34.90	28.375	14

TAG CUP**Women's Artistic Gymnastics**

TAG ~ Port Moody ~ April 1-3

Junior Olympic 8 (2003-2005)

ID #	Gymnast's Name	Club	City	YOB (Age)	Vault <i>Saut</i>			Bars <i>Barres</i>			Beam <i>Poutre</i>			Floor <i>Sol</i>			All Around <i>Total</i>		
					S.V.	Score	Rk	S.V.	Score	Rk	S.V.	Score	Rk	S.V.	Score	Rk	S.V.	Score	Rk
831	Samantha Reitsema	TWISTERS		2005 (11)	10.00	9.050	3	10.00	9.300	1	10.00	8.900	3-T	10.00	9.100	8-T	40.00	36.350	1
822	Shinyi Kao	Phoenix		2003 (13)	9.80	8.950	4	9.50	8.550	7	10.00	8.900	3-T	10.00	9.225	6	39.30	35.625	2
812	Makenna Guidish	Flip City		2005 (11)	9.80	9.225	1	10.00	8.850	4	10.00	8.175	10	10.00	9.300	2-T	39.80	35.550	3
828	Oasia Moore	TAG		2003 (13)	9.80	8.625	11	10.00	8.750	5	10.00	8.600	6	10.00	9.200	7	39.80	35.175	4
811	Melody Hung	Flip City		2004 (12)	9.50	8.600	12	10.00	8.900	3	10.00	8.450	8	10.00	9.100	8-T	39.50	35.050	5
800	Brooklyn Batch	CRGA		2003 (13)	9.80	8.875	5	10.00	9.150	2	9.40	7.600	15-T	10.00	9.300	2-T	39.20	34.925	6
810	Sammi To	Flip City		2004 (12)	9.50	8.650	9-T	9.20	7.575	13	10.00	9.250	2	10.00	8.925	12	38.70	34.400	7
820	Ella Lucas	Phoenix		2003 (13)	9.80	8.775	6	9.20	8.375	8	10.00	8.700	5	9.70	8.450	15	38.70	34.300	8
830	Megan MacLellan	TWISTERS		2005 (11)	9.80	8.550	13	9.70	7.700	11	10.00	9.375	1	10.00	8.600	14	39.50	34.225	9-T
816	Cassidy Bodnar	Nanaimo		2003 (13)	9.80	8.750	7-T	9.50	8.350	9	9.50	8.050	11	10.00	9.075	10	38.80	34.225	9-T
801	Arden Shukyn	Club Aviva		2004 (12)	9.80	9.200	2	9.20	6.700	16	10.00	8.500	7	10.00	9.375	1	39.00	33.775	11
826	Maria Bashko	Surrey Gymnastics		2004 (12)	9.80	8.750	7-T	8.90	7.825	10	10.00	7.700	14	10.00	9.275	4-T	38.70	33.550	12
817	Sierra Schuler	Nanaimo		2003 (13)	9.00	7.900	15	9.20	7.450	14	10.00	8.425	9	10.00	9.275	4-T	38.20	33.050	13
821	Olivia Hood	Phoenix		2003 (13)	10.00	8.650	9-T	9.50	8.700	6	9.50	7.600	15-T	10.00	7.975	16	39.00	32.925	14
809	Courtney Smith	Flip City		2003 (13)	9.50	7.950	14	9.50	7.050	15	10.00	7.950	13	10.00	8.750	13	39.00	31.700	15
804	Eve Sentlinger	Flicka		2004 (12)	7.00	6.100	16	9.20	7.600	12	10.00	8.000	12	10.00	8.950	11	36.20	30.650	16

TAG CUP**Women's Artistic Gymnastics**

TAG ~ Port Moody ~ April 1-3

Junior Olympic 9 (1998-2002)

ID #	Gymnast's Name	Club	City	YOB (Age)	Vault <i>Saut</i>			Bars <i>Barres</i>			Beam <i>Poutre</i>			Floor <i>Sol</i>			All Around <i>Total</i>		
					S.V.	Score	Rk	S.V.	Score	Rk	S.V.	Score	Rk	S.V.	Score	Rk	S.V.	Score	Rk
909	Alia Wilson	Prince George		2002 (14)	9.70	8.900	3	9.90	9.350	1	10.00	8.350	1	9.80	8.700	7	39.40	35.300	1
905	Sage Bishop-Beaurone	LGF		2001 (15)	9.70	8.875	4	9.40	8.650	2	9.90	8.200	2	9.90	8.875	4-T	38.90	34.600	2
906	Julina Benjamin	Nanaimo		2002 (14)	9.60	8.600	8	9.80	8.250	4	9.30	7.550	5-T	9.90	9.225	1	38.60	33.625	3
901	Janika Scriba	CRGA		2002 (14)	9.70	9.000	1	9.20	8.150	6-T	9.30	7.550	5-T	9.70	8.875	4-T	37.90	33.575	4
904	Jennifer Hung	Flip City		2002 (14)	9.00	8.275	9	9.80	8.500	3	9.20	7.550	5-T	9.70	8.725	6	37.70	33.050	5
900	Ashley Fitzpatrick	Club Aviva		2002 (14)	9.60	8.700	7	9.70	8.150	6-T	9.90	6.650	9	9.00	9.150	3	38.20	32.650	6
903	Soleil Kerfoot	Flicka		2001 (15)	9.70	8.750	6	9.80	8.200	5	10.00	7.850	4	9.90	7.825	10	39.40	32.625	7
902	Clair Bent	Flicka		2001 (15)	9.70	8.950	2	9.70	7.450	8	8.50	6.500	10	9.80	8.625	9	37.70	31.525	8
910	Erin England	TAG		1998 (18)	9.60	8.800	5	scr			9.30	7.050	8	9.80	8.675	8	28.70	24.525	9
908	Georgia Posno	Phoenix		2000 (16)	scr			scr			9.50	8.050	3	9.80	9.200	2	19.30	17.250	10
907	Ekaterina Senilova	Powell River		2000 (16)	scr			scr			scr		scr				0.00	0.000	

TAG CUP**Women's Artistic Gymnastics**

TAG ~ Port Moody ~ April 1-3

Junior Olympic 9 (2003-2005)

ID #	Gymnast's Name	Club	City	YOB (Age)	Vault <i>Saut</i>			Bars <i>Barres</i>			Beam <i>Poutre</i>			Floor <i>Sol</i>			All Around <i>Total</i>		
					S.V.	Score	Rk	S.V.	Score	Rk	S.V.	Score	Rk	S.V.	Score	Rk	S.V.	Score	Rk
914	Ella Rogers	Delta		2003 (13)	9.60	8.875	6	9.30	8.316	3	9.90	9.150	2-T	9.80	8.716	5	38.60	35.057	1
915	Samantha Fourchalk	Flicka		2003 (13)	9.60	8.800	9	9.90	8.116	5	10.00	9.066	6	9.90	8.733	4	39.40	34.715	2
928	Mikhayla Rosenow	TWISTERS		2005 (11)	10.00	9.275	1	9.90	8.766	1	9.80	7.966	19	9.90	8.550	10	39.60	34.557	3
916	Bailee Nadin	Flicka		2003 (13)	9.70	9.000	3-T	9.40	8.183	4	10.00	9.183	1	9.80	8.183	16	38.90	34.549	4
918	Anna Marshall	Flicka		2004 (12)	9.70	8.700	11	9.40	7.933	7	9.90	9.100	4	9.70	8.766	1-T	38.70	34.499	5
930	Jordis Kiewer	TWISTERS		2005 (11)	9.70	8.450	15-T	9.90	8.566	2	9.90	8.833	8	9.90	8.600	8-T	39.40	34.449	6
917	Angelique Gates	Flicka		2004 (12)	9.70	9.000	3-T	9.40	8.050	6	9.90	8.450	12-T	10.00	8.766	1-T	39.00	34.266	7
911	Mara Steinfors	Club Aviva		2004 (12)	9.60	8.825	7-T	9.80	7.233	14	10.00	9.150	2-T	9.80	8.500	13	39.20	33.708	8
925	Imogen Paterson	Phoenix		2003 (13)	9.60	8.775	10	9.90	7.366	11	9.90	8.683	10	9.90	8.600	8-T	39.30	33.424	9
913	Sophie Anderson	Delta		2003 (13)	9.70	8.250	17	9.90	7.400	9-T	9.90	8.983	7	9.80	8.766	1-T	39.30	33.399	10
920	Lila Campbell-Stephen	Flicka		2004 (12)	9.70	9.075	2	9.80	7.250	13	10.00	8.450	12-T	9.90	8.533	11-T	39.40	33.308	11
929	Marissa Engh	TWISTERS		2005 (11)	9.60	8.825	7-T	9.70	7.166	16	9.80	9.083	5	10.00	7.866	17	39.10	32.940	12
922	Kyra Sager-Hoffard	Flip City		2003 (13)	9.60	8.500	14	8.70	7.266	12	9.70	8.233	16	9.70	8.633	6-T	37.70	32.632	13
923	Brooke Biggin	LGF		2004 (12)	9.70	8.950	5	9.70	7.400	9-T	9.90	8.533	11	9.70	7.500	19	39.00	32.383	14
924	Kamryn Greenhalgh	Okanagan		2004 (12)	9.70	8.450	15-T	9.40	7.216	15	9.80	8.083	18	9.80	8.533	11-T	38.70	32.282	15
921	Ana Cichiuciuc	Flicka		2004 (12)	9.60	8.625	12	9.40	7.066	17	9.90	8.700	9	9.80	7.850	18	38.70	32.241	16
926	Micah Yabut	Phoenix		2003 (13)	9.70	7.850	18	8.70	7.633	8	9.40	8.200	17	9.70	8.433	14	37.50	32.116	17
912	Chloe Doyon	CRGA		2004 (12)	9.70	8.525	13	9.20	5.950	19	9.80	8.433	14	9.70	8.383	15	38.40	31.291	18
927	Ella Jalandon	Phoenix		2004 (12)	9.60	7.775	19	7.70	6.266	18	9.40	8.283	15	9.70	8.633	6-T	36.40	30.957	19