








2017 TAG Cup Invitational

Women's Artistic Gymnastics

TAG Sports ~ Port Moody, BC ~ May 12-14

Aspire 1

ID #	Gymnast's Name	Club	City	YOB (Age)	Vault Saut 			Bars Barres 			Beam Poutre 			Floor Sol 			All Around Total 		
					S.V.	Score	Rk	S.V.	Score	Rk	S.V.	Score	Rk	S.V.	Score	Rk	S.V.	Score	Rk
940	Sophia Bertani	TAG Sports Centre		2006 (11)	10.00	8.600	3	10.00	8.825	1	10.00	9.150	1	10.00	8.475	2	40.00	35.050	1
942	Sadie Purcell	Flicka		2007 (10)	10.00	8.850	2	10.00	8.350	2	9.60	8.750	2	10.00	8.425	3	39.60	34.375	2
941	Jayda Wojcik	TAG Sports Centre		2006 (11)	10.00	8.912	1	10.00	8.150	3	9.60	8.525	3	10.00	8.550	1	39.60	34.137	3








2017 TAG Cup Invitational

Women's Artistic Gymnastics

TAG Sports ~ Port Moody, BC ~ May 12-14

Aspire 2

ID #	Gymnast's Name	Club	City	YOB (Age)	Vault Saut 			Bars Barres 			Beam Poutre 			Floor Sol 			All Around Total 		
					S.V.	Score	Rk	S.V.	Score	Rk	S.V.	Score	Rk	S.V.	Score	Rk	S.V.	Score	Rk
950	Hannah Buchmann	TAG Sports Centre		2006 (11)	9.70	8.600	2	10.00	8.475	1	10.00	8.050	1	10.00	9.575	1	39.70	34.700	1
951	Ariel Andrusco-Daon	Flicka		2007 (10)	9.70	8.625	1	10.00	7.550	2	10.00	8.000	2	9.50	7.975	2	39.20	32.150	2



2017 TAG Cup Invitational

Women's Artistic Gymnastics

TAG Sports ~ Port Moody, BC ~ May 12-14

HP N

ID #	Gymnast's Name	Club	City	YOB (Age)	Vault Saut			Bars Barres			Beam Poutre			Floor Sol			All Around Total		
					Diff.	Score	Rk	Diff.	Score	Rk	Diff.	Score	Rk	Diff.	Score	Rk	Diff.	Score	Rk
960	Sydney Turner	TAG Sports Centre		2005 (12)	3.5	13.050	1	5.8	14.450	1	5.7	13.500	1	5.1	14.925	1	20.1	55.925	1



2017 TAG Cup Invitational

Women's Artistic Gymnastics

TAG Sports - Port Moody, BC - May 12-14

Junior Olympic Level 1

ID #	Gymnast's Name	Club	City	YOB (Age)	Vault Saut		Bars Barres		Beam Poutre		Floor Sol		All Around Total	
					Score	Ribbon	Score	Ribbon	Score	Ribbon	Score	Ribbon	Score	Ribbon
100	Ida Keita	Wings		2007 (10)	9.35	Gold	9.18	Gold	9.28	Gold	9.73	Gold	37.54	Gold
116	Aerin Chow	Club Aviva		2010 (7)	9.45	Gold	9.15	Gold	9.38	Gold	9.55	Gold	37.53	Gold
118	Taylor Duess	Flicka		2011 (6)	9.33	Gold	9.25	Gold	9.35	Gold	9.53	Gold	37.46	Gold
119	Betty Golding	Club Aviva		2011 (6)	9.58	Gold	8.45	Silver	9.45	Gold	9.43	Gold	36.91	Gold
110	Eilidh Hardychuk	Splitz Gymnastics		2010 (7)	9.40	Gold	9.50	Gold	8.60	Gold	9.30	Gold	36.80	Gold
114	Ellie Proulx	Flicka		2010 (7)	9.18	Gold	9.48	Gold	8.83	Gold	9.30	Gold	36.79	Gold
105	Izabela Popiela	Flip City Gymnastics		2010 (7)	9.35	Gold	8.38	Silver	9.38	Gold	9.38	Gold	36.49	Gold
120	Emily Kim	TAG Sports Centre		2011 (6)	9.03	Gold	9.05	Gold	9.33	Gold	9.03	Gold	36.44	Gold
123	Lucy Chase	TAG Sports Centre		2011 (6)	9.60	Gold	8.93	Gold	8.70	Gold	9.13	Gold	36.36	Gold
102	Averie Anderson	Splitz Gymnastics		2010 (7)	9.25	Gold	9.50	Gold	8.75	Gold	8.85	Gold	36.35	Gold
117	Scarlett Polukoshko	Flicka		2011 (6)	8.90	Gold	9.30	Gold	8.75	Gold	9.40	Gold	36.35	Gold
111	Olivia Jayetileke	Club Aviva		2010 (7)	9.60	Gold	8.33	Silver	9.25	Gold	9.13	Gold	36.31	Gold
113	Abielle L'Esperance	TAG Sports Centre		2010 (7)	9.28	Gold	9.05	Gold	8.75	Gold	9.18	Gold	36.26	Gold
103	Amelia Johnston	Flicka		2010 (7)	9.25	Gold	8.93	Gold	8.60	Gold	9.35	Gold	36.13	Gold
108	Gracie White	Splitz Gymnastics		2010 (7)	9.05	Gold	9.08	Gold	8.68	Gold	8.90	Gold	35.71	Silver
104	Claire Morin	Flip City Gymnastics		2010 (7)	8.78	Gold	9.35	Gold	8.33	Silver	9.20	Gold	35.66	Silver
115	Linnea Bredeesen-Cook	Flicka		2010 (7)	8.80	Gold	8.63	Gold	8.70	Gold	9.30	Gold	35.43	Silver
121	Madilynn Tekavc	Flip City Gymnastics		2011 (6)	8.90	Gold	8.08	Silver	9.15	Gold	9.28	Gold	35.41	Silver
125	Ashlyn Tabin	Flip City Gymnastics		2011 (6)	9.05	Gold	7.93	Silver	8.93	Gold	9.20	Gold	35.11	Silver
109	Ryder Zachanowicz	Flip City Gymnastics		2010 (7)	8.73	Gold	7.95	Silver	8.93	Gold	9.18	Gold	34.79	Silver
112	Hayley Gaertner	Flip City Gymnastics		2010 (7)	8.68	Gold	8.40	Silver	8.68	Gold	8.95	Gold	34.71	Silver
124	Taegan Mann	Flip City Gymnastics		2011 (6)	8.95	Gold	8.40	Silver	8.35	Silver	8.73	Gold	34.43	Silver
107	Sophia Sapozhnikov	TAG Sports Centre		2010 (7)	9.00	Gold	8.90	Gold	8.28	Silver	8.20	Silver	34.38	Silver
126	Hayley Halstead	TAG Sports Centre		2012 (5)	8.75	Gold	8.80	Gold	8.10	Silver	8.50	Gold	34.15	Silver
106	Elizabeth Sapozhnikov	TAG Sports Centre		2010 (7)	8.55	Gold	7.93	Silver	7.75	Silver	8.15	Silver	32.38	Silver
122	#N/A	#N/A		#N/A									0.00	








2017 TAG Cup Invitational

Women's Artistic Gymnastics

TAG Sports ~ Port Moody, BC ~ May 12-14

Junior Olympic Level 2

ID #	Gymnast's Name	Club	City	YOB (Age)	Vault Saut 		Bars Barres 		Beam Poutre 		Floor Sol 		All Around Total 	
					Score	Ribbon	Score	Ribbon	Score	Ribbon	Score	Ribbon	Score	Ribbon
204	Jasmine Bowen	Wings		2006 (11)	9.15	Gold	9.58	Gold	9.95	Gold	9.70	Gold	38.38	Gold
215	Valentina Matica	Club Aviva		2008 (9)	9.60	Gold	9.60	Gold	9.58	Gold	9.43	Gold	38.21	Gold
242	Kira MacDougall	Club Aviva		2010 (7)	9.20	Gold	9.25	Gold	9.53	Gold	9.38	Gold	37.36	Gold
207	Valentina Arenas	Wings		2007 (10)	9.03	Gold	9.40	Gold	9.50	Gold	9.40	Gold	37.33	Gold
221	Elise Chow	Club Aviva		2009 (8)	9.45	Gold	9.10	Gold	9.25	Gold	9.50	Gold	37.30	Gold
219	Isabella Kang	Club Aviva		2008 (9)	9.10	Gold	9.38	Gold	9.70	Gold	8.85	Gold	37.03	Gold
228	Violet Forgie	Club Aviva		2009 (8)	9.00	Gold	9.05	Gold	9.63	Gold	9.25	Gold	36.93	Gold
224	Addison Hill	Flip City Gymnastics		2009 (8)	9.23	Gold	9.35	Gold	9.33	Gold	8.95	Gold	36.86	Gold
222	Kiana Slogan	Club Aviva		2009 (8)	8.90	Gold	9.23	Gold	9.38	Gold	9.25	Gold	36.76	Gold
234	Abby Schmidt	Club Aviva		2009 (8)	8.80	Gold	9.00	Gold	9.63	Gold	9.30	Gold	36.73	Gold
203	Angela Cheng	Wings		2006 (11)	8.83	Gold	9.35	Gold	9.35	Gold	9.13	Gold	36.66	Gold
212	April Brownlee	Flip City Gymnastics		2008 (9)	8.90	Gold	9.00	Gold	9.20	Gold	9.20	Gold	36.30	Gold
201	Madelaine Eng	Wings		2005 (12)	8.48	Silver	9.05	Gold	9.50	Gold	9.20	Gold	36.23	Gold
236	Sienna Osborn	Club Aviva		2010 (7)	9.00	Gold	8.83	Gold	9.40	Gold	8.90	Gold	36.13	Gold
246	Kallie Cremers	Flip City Gymnastics		2010 (7)	9.00	Gold	9.00	Gold	9.18	Gold	8.83	Gold	36.01	Gold
213	Chloe Celentano	Flip City Gymnastics		2008 (9)	8.83	Gold	8.55	Gold	9.43	Gold	8.95	Gold	35.76	Silver
235	Arianna Saccucci	Club Aviva		2010 (7)	8.90	Gold	8.73	Gold	8.85	Gold	9.13	Gold	35.61	Silver
200	Elizabeth Scarcelli	Wings		2005 (12)	8.65	Gold	8.75	Gold	9.28	Gold	8.70	Gold	35.38	Silver
202	Leona Cikes	Wings		2005 (12)	8.70	Gold	8.50	Gold	9.10	Gold	8.80	Gold	35.10	Silver
238	Kaysha Palsma	Flip City Gymnastics		2010 (7)	8.50	Gold	8.10	Silver	9.20	Gold	9.08	Gold	34.88	Silver
230	Gracie Daviss	Flip City Gymnastics		2009 (8)	8.98	Gold	7.65	Silver	9.03	Gold	8.63	Gold	34.29	Silver
208	Samantha Wallace	Wings		2007 (10)	8.35	Silver	7.78	Silver	9.20	Gold	8.85	Gold	34.18	Silver
237	Eleni Bakatsis	Flip City Gymnastics		2010 (7)	8.80	Gold	8.28	Silver	8.45	Silver	8.08	Silver	33.61	Silver
225	Reyna Johnson	Flip City Gymnastics		2009 (8)	8.50	Gold	6.50	Bronze	8.90	Gold	8.70	Gold	32.60	Bronze
240	Nadin Mangu	Flip City Gymnastics		2010 (7)	7.10	Silver	7.75	Silver	8.70	Gold	8.85	Gold	32.40	Bronze



2017 TAG Cup Invitational

Women's Artistic Gymnastics

TAG Sports - Port Moody, BC - May 12-14

Junior Olympic Level 2

ID #	Gymnast's Name	Club	City	YOB (Age)	Vault Saut		Bars Barres		Beam Poutre		Floor Sol		All Around Total	
					Score	Ribbon	Score	Ribbon	Score	Ribbon	Score	Ribbon	Score	Ribbon
211	Emilyna Keo	SGS		2007 (10)	8.76	Gold	9.70	Gold	9.93	Gold	9.55	Gold	37.94	Gold
216	Sofia Villamil	SGS		2008 (9)	8.98	Gold	9.65	Gold	9.68	Gold	9.58	Gold	37.89	Gold
231	Penelope McNally	White Rock Gymnastics		2009 (8)	9.10	Gold	9.63	Gold	9.73	Gold	9.35	Gold	37.81	Gold
232	Lily Eldridge	SGS		2009 (8)	8.95	Gold	9.73	Gold	9.53	Gold	9.60	Gold	37.81	Gold
229	Cordelia Kopelman	White Rock Gymnastics		2009 (8)	9.60	Gold	9.73	Gold	9.40	Gold	8.95	Gold	37.68	Gold
243	Eleaze Manuzon	SGS		2010 (7)	8.80	Gold	9.65	Gold	9.65	Gold	9.58	Gold	37.68	Gold
214	Carissa Usselman	White Rock Gymnastics		2008 (9)	8.60	Gold	9.60	Gold	9.80	Gold	9.55	Gold	37.55	Gold
217	Kiana Carter	SGS		2008 (9)	9.53	Gold	9.10	Gold	9.63	Gold	9.20	Gold	37.46	Gold
210	Mikayla Lam	White Rock Gymnastics		2007 (10)	9.60	Gold	9.05	Gold	9.63	Gold	8.98	Gold	37.26	Gold
206	Makena Clements	White Rock Gymnastics		2007 (10)	8.85	Gold	9.45	Gold	9.38	Gold	8.85	Gold	36.53	Gold
209	Rachel Mayer	White Rock Gymnastics		2007 (10)	8.80	Gold	9.03	Gold	9.43	Gold	9.10	Gold	36.36	Gold
205	Nicole Scoten	White Rock Gymnastics		2006 (11)	8.98	Gold	8.78	Gold	9.45	Gold	9.10	Gold	36.31	Gold
245	Brittney Wilson	TAG Sports Centre		2010 (7)	9.30	Gold	8.65	Gold	8.83	Gold	8.55	Gold	35.33	Silver
233	Madeline Owen	TAG Sports Centre		2009 (8)	9.48	Gold	7.45	Silver	9.38	Gold	8.75	Gold	35.06	Silver
244	Locklyn Last	TAG Sports Centre		2010 (7)	8.50	Gold	8.15	Silver	8.93	Gold	8.63	Gold	34.21	Silver
241	Oriane Shauer	TAG Sports Centre		2010 (7)	8.25	Silver	8.63	Gold	8.83	Gold	8.45	Silver	34.16	Silver
247	Isabella Kim	TAG Sports Centre		2011 (6)	8.20	Silver	8.80	Gold	8.65	Gold	8.38	Silver	34.03	Silver
218	Charlotte Saunders	TAG Sports Centre		2008 (9)	8.20	Silver	8.08	Silver	9.05	Gold	8.43	Silver	33.76	Silver
227	Louise Harvey	TAG Sports Centre		2009 (8)	8.40	Silver	7.85	Silver	8.73	Gold	8.43	Silver	33.41	Silver
239	Tessa Hong	TAG Sports Centre		2010 (7)	8.75	Gold	7.08	Silver	9.13	Gold	8.30	Silver	33.26	Silver
223	Hayden Good	TAG Sports Centre		2009 (8)	8.45	Silver	6.75	Bronze	9.03	Gold	8.03	Silver	32.26	Bronze
226	Kaleigha Brulotte	TAG Sports Centre		2009 (8)	8.30	Silver	7.55	Silver	8.65	Gold	7.75	Silver	32.25	Bronze
220	Nia Ram	TAG Sports Centre		2008 (9)	7.85	Silver	5.45	Bronze	8.48	Silver	7.75	Silver	29.53	Bronze








2017 TAG Cup Invitational

Women's Artistic Gymnastics

TAG Sports – Port Moody, BC ~ May 12-14

Junior Olympic 3 (2004-May 2007)

ID #	Gymnast's Name	Club	City	YOB (Age)	Vault Saut 			Bars Barres 			Beam Poutre 			Floor Sol 			All Around Total 		
					S.V.	Score	Rk	S.V.	Score	Rk	S.V.	Score	Rk	S.V.	Score	Rk	S.V.	Score	Rk
306	Kiera Chow	White Rock Gymnastics		2006 (11)	10.00	9.200	6-T	10.00	9.450	1-T	10.00	9.150	1	10.00	9.150	9-T	40.00	36.950	1
311	Emma Zhai	Wings		2006 (11)	10.00	9.050	8	10.00	9.150	6	10.00	8.850	5	10.00	9.650	1	40.00	36.700	2
310	Layla Omar Ali	SGS		2006 (11)	10.00	8.950	10-T	10.00	9.100	8	10.00	8.825	6-T	10.00	9.450	3	40.00	36.325	3
307	Ella Jordan	Flip City Gymnastics		2006 (11)	10.00	9.250	4-T	10.00	9.125	7	10.00	8.500	10	10.00	9.425	4-T	40.00	36.300	4
308	Brooklyn Lum	Wings		2006 (11)	10.00	9.250	4-T	10.00	9.000	9	10.00	8.725	8	10.00	9.275	6	40.00	36.250	5
302	TRUE Hystad	White Rock Gymnastics		2005 (12)	10.00	9.400	1-T	10.00	9.200	3-T	10.00	8.350	11	10.00	9.150	9-T	40.00	36.100	6
313	Michelle Kamiya	Wings		2007 (10)	10.00	8.750	14	10.00	9.200	3-T	10.00	9.050	2-T	10.00	9.075	11	40.00	36.075	7
312	Maryam Chaudhry	SGS		2007 (10)	10.00	9.200	6-T	10.00	8.800	11	10.00	8.825	6-T	10.00	9.200	8	40.00	36.025	8
309	Lily Wood	White Rock Gymnastics		2006 (11)	10.00	9.000	9	10.00	9.450	1-T	10.00	8.550	9	10.00	8.900	14	40.00	35.900	9
304	Lauren Kelly	Wings		2006 (11)	10.00	9.400	1-T	10.00	8.175	14	10.00	8.875	4	10.00	9.250	7	40.00	35.700	10-T
305	Sierra Payne	TAG Sports Centre		2006 (11)	10.00	9.300	3	10.00	9.200	3-T		8.225	12	10.00	8.975	13	30.00	35.700	10-T
301	Chloe Dickson	SGS		2005 (12)	10.00	8.850	12-T	10.00	8.650	12	10.00	9.050	2-T	10.00	9.000	12	40.00	35.550	12
303	Kylie Marshall	TAG Sports Centre		2006 (11)	10.00	8.650	15	10.00	8.950	10		8.150	13-T	10.00	9.425	4-T	30.00	35.175	13
314	Adelaide Kyle-Starr	Flicka		2007 (10)	10.00	8.950	10-T	10.00	7.900	15	10.00	8.150	13-T	10.00	9.550	2	40.00	34.550	14
300	Eugenie Song	Wings		2004 (13)	10.00	8.850	12-T	10.00	8.225	13	10.00	7.750	15	10.00	8.300	15	40.00	33.125	15








2017 TAG Cup Invitational

Women's Artistic Gymnastics

TAG Sports - Port Moody, BC ~ May 12-14

Junior Olympic 3 (Jun2007-Aug2008)

ID #	Gymnast's Name	Club	City	YOB (Age)	Vault Saut 			Bars Barres 			Beam Poutre 			Floor Sol 			All Around Total 		
					S.V.	Score	Rk	S.V.	Score	Rk	S.V.	Score	Rk	S.V.	Score	Rk	S.V.	Score	Rk
319	Jasmine Kong	SGS		2007 (10)	10.00	9.400	3	10.00	9.650	1	10.00	9.350	1	10.00	9.850	1	40.00	38.250	1
316	Cianna Garcia	Flip City Gymnastics		2007 (10)	10.00	9.300	4-T	10.00	9.425	3	10.00	9.125	2	10.00	9.600	2	40.00	37.450	2
320	Autumn Fisher	White Rock Gymnastics		2007 (10)	10.00	9.750	1	10.00	9.500	2	10.00	8.575	5	10.00	9.350	6-T	40.00	37.175	3
324	Mikaela Mende	White Rock Gymnastics		2008 (9)	10.00	9.150	6	10.00	8.725	12	10.00	9.100	3	10.00	9.425	5	40.00	36.400	4
323	Sabriya Hehar	Splitz Gymnastics		2008 (9)	10.00	9.100	7-T	10.00	8.900	9	10.00	8.900	4	10.00	9.350	6-T	40.00	36.250	5
318	Odessa Turner	Flip City Gymnastics		2007 (10)	10.00	9.050	9-T	10.00	9.000	8	10.00	8.350	6	10.00	9.325	8-T	40.00	35.725	6
325	Meghan Duff	Flicka		2008 (9)	10.00	9.100	7-T	10.00	9.100	7	10.00	8.025	11-T	10.00	9.475	4	40.00	35.700	7
322	Makayla Wartak	Splitz Gymnastics		2008 (9)	10.00	8.800	12	10.00	9.300	5	10.00	8.025	11-T	10.00	9.525	3	40.00	35.650	8
315	Liana Angst	TAG Sports Centre		2007 (10)	10.00	9.000	11	10.00	9.250	6		8.200	9	10.00	9.175	10	30.00	35.625	9
326	Lexi Nicol	Club Aviva		2008 (9)	10.00	9.450	2	10.00	8.775	11	10.00	8.250	8	10.00	9.000	13	40.00	35.475	10
317	Sanvi Parikh	TAG Sports Centre		2007 (10)	10.00	8.500	13	10.00	9.400	4		8.125	10	10.00	9.325	8-T	30.00	35.350	11
321	Alyssa Brown	Flicka		2008 (9)	10.00	9.300	4-T	10.00	8.675	13	10.00	8.275	7	10.00	9.025	12	40.00	35.275	12
328	Morgan Tylee	Splitz Gymnastics		2008 (9)	10.00	8.450	14	10.00	8.800	10	10.00	7.900	13	10.00	9.150	11	40.00	34.300	13
327	Sydney Rattray	Flicka		2008 (9)	10.00	9.050	9-T	10.00	8.425	14	10.00	7.600	14	10.00	8.600	14	40.00	33.675	14








2017 TAG Cup Invitational

Women's Artistic Gymnastics

TAG Sports ~ Port Moody, BC ~ May 12-14

Junior Olympic 3 (May 2009-2010)

ID #	Gymnast's Name	Club	City	YOB (Age)	Vault Saut 			Bars Barres 			Beam Poutre 			Floor Sol 			All Around Total 		
					S.V.	Score	Rk	S.V.	Score	Rk	S.V.	Score	Rk	S.V.	Score	Rk	S.V.	Score	Rk
347	Bella Singh Romard	Club Aviva		2009 (8)	10.00	9.525	1	10.00	9.050	2	10.00	8.500	3	10.00	9.400	1	40.00	36.475	1
349	Gabriella Kovacs	SGS		2009 (8)	10.00	9.100	4-T	10.00	9.000	3-T	10.00	8.825	2	10.00	9.325	4-T	40.00	36.250	2
346	Ria Kumar	TAG Sports Centre		2009 (8)	10.00	9.050	6-T	10.00	9.000	3-T		8.250	5	10.00	9.325	4-T	30.00	35.625	3
344	Hayley Naunheimer	Splitz Gymanstics		2009 (8)	10.00	8.900	10-T	10.00	8.200	7-T	10.00	8.900	1	10.00	9.375	2	40.00	35.375	4
354	Alexis Fung	TAG Sports Centre		2010 (7)	10.00	9.150	3	10.00	9.425	1		7.125	10-T	10.00	9.025	8	30.00	34.725	5
345	Taylor Dyck	Flicka		2009 (8)	10.00	9.400	2	10.00	7.375	12	10.00	8.450	4	10.00	8.750	9	40.00	33.975	6
348	Sienna Kadi	Flicka		2009 (8)	10.00	8.900	10-T	10.00	8.200	7-T	10.00	7.575	7	10.00	9.075	7	40.00	33.750	7
351	Sabine Box	Flicka		2010 (7)	10.00	9.050	6-T	10.00	7.500	10	10.00	7.750	6	10.00	9.350	3	40.00	33.650	8
352	Abby McCreath	Splitz Gymanstics		2010 (7)	10.00	9.025	8	10.00	8.375	5	10.00	7.400	8-T	10.00	8.725	10	40.00	33.525	9
343	Sydney Mussbacher	Splitz Gymanstics		2009 (8)	10.00	9.100	4-T	10.00	8.350	6	10.00	7.125	10-T	10.00	8.600	12	40.00	33.175	10
355	Chloe Watkins	Flicka		2010 (7)	10.00	9.000	9	10.00	7.475	11	10.00	7.400	8-T	10.00	9.200	6	40.00	33.075	11
353	Natalia Russell	Splitz Gymanstics		2010 (7)	10.00	8.350	12	10.00	8.000	9	10.00	6.825	13	10.00	8.450	13	40.00	31.625	12
350	Darcy Naish	Flicka		2009 (8)	10.00	8.150	13	10.00	6.975	13	10.00	6.925	12	10.00	8.675	11	40.00	30.725	13








2017 TAG Cup Invitational

Women's Artistic Gymnastics

TAG Sports - Port Moody, BC - May 12-14

Junior Olympic 3 (Sept2008-Apr2009)

ID #	Gymnast's Name	Club	City	YOB (Age)	Vault Saut 			Bars Barres 			Beam Poutre 			Floor Sol 			All Around Total 		
					S.V.	Score	Rk	S.V.	Score	Rk	S.V.	Score	Rk	S.V.	Score	Rk	S.V.	Score	Rk
331	Roxanne Makara	Twisters Gymnastics		2008 (9)	10.00	9.225	4	10.00	9.250	1	10.00	8.450	1-T	10.00	9.475	1	40.00	36.400	1
332	McKenna Nadon	Splitz Gymnastics		2008 (9)	10.00	8.950	12	10.00	9.225	2	10.00	8.175	6	10.00	9.300	4	40.00	35.650	2
334	Jasmine Atkins	Club Aviva		2008 (9)	10.00	9.530	2	10.00	9.175	3	10.00	7.300	11	10.00	9.350	2	40.00	35.355	3
335	Maya Biondic	Splitz Gymnastics		2008 (9)	10.00	9.550	1	10.00	8.150	9	10.00	8.200	5	10.00	8.975	9	40.00	34.875	4-T
340	Kailyn Houghton	TAG Sports Centre		2009 (8)	10.00	9.050	10-T	10.00	8.975	5		7.850	7	10.00	9.000	7-T	30.00	34.875	4-T
339	Elizabeth Greencorn	Twisters Gymnastics		2009 (8)	10.00	9.150	6-T	10.00	8.175	8	10.00	8.300	4	10.00	9.100	5	40.00	34.725	6
342	Zoe De Giusti	Flicka		2009 (8)	10.00	9.200	5	10.00	8.950	6	10.00	7.500	9-T	10.00	9.000	7-T	40.00	34.650	7
330	Anastacia Johannesson	Twisters Gymnastics		2008 (9)	10.00	9.150	6-T	10.00	8.225	7	10.00	8.400	3	10.00	8.750	11-T	40.00	34.525	8
329	Bronte Guiton	Flicka		2008 (9)	10.00	9.350	3	10.00	8.050	10-T	10.00	8.450	1-T	10.00	8.175	14	40.00	34.025	9
337	Amelia Cherry	Splitz Gymnastics		2008 (9)	10.00	9.050	10-T	10.00	9.025	4	10.00	6.550	14	10.00	9.325	3	40.00	33.950	10
338	Katie Hirst	Flicka		2008 (9)	10.00	9.100	8-T	10.00	7.925	12	10.00	7.500	9-T	10.00	9.075	6	40.00	33.600	11
336	Delphine Yip	Club Aviva		2008 (9)	10.00	9.100	8-T	10.00	8.050	10-T	10.00	7.250	12	10.00	8.750	11-T	40.00	33.150	12
333	Julia Runzer	Flicka		2008 (9)	10.00	8.600	14	10.00	7.650	13	10.00	7.525	8	10.00	8.925	10	40.00	32.700	13
341	Seo Juhyun	Flicka		2009 (8)	10.00	8.850	13	10.00	7.625	14	10.00	7.025	13	10.00	8.500	13	40.00	32.000	14



2017 TAG Cup Invitational

Women's Artistic Gymnastics

TAG Sports ~ Port Moody, BC ~ May 12-14

Junior Olympic 4 (2004-Jun2006)

ID #	Gymnast's Name	Club	City	YOB (Age)	Vault Saut			Bars Barres			Beam Poutre			Floor Sol			All Around Total		
					S.V.	Score	Rk	S.V.	Score	Rk	S.V.	Score	Rk	S.V.	Score	Rk	S.V.	Score	Rk
413	Gerilyn Gabriel	Flip City Gymnastics		2006 (11)	10.00	8.700	6	10.00	9.600	2	10.00	8.800	3	10.00	9.375	1-T	40.00	36.475	1
402	Javonna Lowe	White Rock Gymnastics		2004 (13)	10.00	8.050	12	10.00	9.950	1	10.00	8.950	1	10.00	8.950	4	40.00	35.900	2
403	Annelie Hiemstra	White Rock Gymnastics		2004 (13)	10.00	8.500	8	10.00	8.850	6	10.00	8.350	5	10.00	9.375	1-T	40.00	35.075	3
400	Megan Gee	Wings		2004 (13)	10.00	8.800	3	10.00	9.250	3	10.00	8.875	2	10.00	8.050	11	40.00	34.975	4
408	Rebecca Dobbs	TAG Sports Centre		2006 (11)	10.00	8.875	1	10.00	8.975	4	10.00	8.050	8	10.00	8.600	6	40.00	34.500	5
411	Courtney Whiteley	Twisters Gymnastics		2006 (11)	10.00	8.550	7	10.00	8.650	9	10.00	8.200	6	10.00	8.850	5	40.00	34.250	6
409	Madeline Scheltgen	White Rock Gymnastics		2006 (11)	10.00	8.475	9	10.00	7.750	11	10.00	8.725	4	10.00	9.150	3	40.00	34.100	7
404	Alessandra Eve	Wings		2005 (12)	10.00	8.850	2	10.00	8.875	5	10.00	8.100	7	10.00	8.075	10	40.00	33.900	8
401	Irene Chung	Wings		2004 (13)	10.00	8.725	5	10.00	8.725	8	10.00	7.800	9	10.00	8.250	8	40.00	33.500	9
410	Cara Brodowich	Twisters Gymnastics		2006 (11)	10.00	8.200	11	10.00	8.825	7	10.00	7.600	11	10.00	8.550	7	40.00	33.175	10
405	Amy Lee	Wayland Sports		2005 (12)	10.00	8.350	10	10.00	7.700	12	10.00	7.675	10	10.00	8.100	9	40.00	31.825	11
407	Emily Butte	Twisters Gymnastics		2006 (11)	10.00	8.750	4	10.00	8.100	10	10.00	7.250	12	10.00	7.225	13	40.00	31.325	12
406	Hannah Salchert	Wayland Sports		2005 (12)	10.00	6.500	13	10.00	6.000	13	10.00	5.500	13	10.00	7.825	12	40.00	25.825	13
412	Amelia Adrain	Flip City Gymnastics		2006 (11)													0.00	0.000	



2017 TAG Cup Invitational

Women's Artistic Gymnastics

TAG Sports ~ Port Moody, BC ~ May 12-14

Junior Olympic 4 (Jul2006-Jun2007)

ID #	Gymnast's Name	Club	City	YOB (Age)	Vault Saut			Bars Barres			Beam Poutre			Floor Sol			All Around Total		
					S.V.	Score	Rk	S.V.	Score	Rk	S.V.	Score	Rk	S.V.	Score	Rk	S.V.	Score	Rk
417	Kayden Magnuson	Flip City Gymnastics		2006 (11)	10.00	9.200	1	10.00	9.525	1	10.00	8.450	3-T	10.00	9.850	1	40.00	37.025	1
414	Abigail Lavoie	TAG Sports Centre		2006 (11)	10.00	8.750	2-T	10.00	8.900	4-T	10.00	8.000	8	10.00	9.600	2	40.00	35.250	2
423	Eva Patterson	Club Aviva		2007 (10)	10.00	8.175	6-T	10.00	8.900	4-T	10.00	8.800	1	10.00	9.300	3	40.00	35.175	3
420	Syrenna Koropecy	White Rock Gymnastics		2007 (10)	10.00	8.750	2-T	10.00	8.850	8	10.00	8.450	3-T	10.00	8.950	6	40.00	35.000	4
418	Vedika Singh	Flip City Gymnastics		2006 (11)	10.00	8.575	4	10.00	9.125	2	10.00	7.650	10	10.00	8.500	7	40.00	33.850	5
424	Olivia Di Girolamo	TAG Sports Centre		2007 (10)	10.00	8.200	5	10.00	9.075	3	10.00	7.450	11	10.00	9.025	5	40.00	33.750	6
425	Lana Oganova	Club Aviva		2007 (10)	10.00	7.875	10	10.00	8.550	10	10.00	8.050	7	10.00	9.050	4	40.00	33.525	7
415	Jordyn Secord	Flip City Gymnastics		2006 (11)	10.00	8.175	6-T	10.00	8.650	9	10.00	8.100	6	10.00	8.100	9-T	40.00	33.025	8
416	Morgan Bruvold	Flip City Gymnastics		2006 (11)	10.00	8.100	8	10.00	6.950	12	10.00	8.500	2	10.00	8.300	8	40.00	31.850	9
421	Karis Goodwin	White Rock Gymnastics		2007 (10)	10.00	7.150	11	10.00	8.900	4-T	10.00	7.800	9	10.00	7.950	11	40.00	31.800	10
451	Samantha Mah	Club Aviva			10.00	7.925	9	10.00	7.150	11	10.00	7.000	12	10.00	8.100	9-T	40.00	30.175	11
422	Koby Dryden	TAG Sports Centre		2007 (10)				10.00	8.900	4-T	10.00	8.325	5				20.00	17.225	12



2017 TAG Cup Invitational

Women's Artistic Gymnastics

TAG Sports ~ Port Moody, BC ~ May 12-14

Junior Olympic 4 (Jul2007-Aug2008)

ID #	Gymnast's Name	Club	City	YOB (Age)	Vault Saut			Bars Barres			Beam Poutre			Floor Sol			All Around Total		
					S.V.	Score	Rk	S.V.	Score	Rk	S.V.	Score	Rk	S.V.	Score	Rk	S.V.	Score	Rk
432	Neiva Chung	TAG Sports Centre		2008 (9)	10.00	9.250	1	10.00	9.950	1	10.00	8.600	2	10.00	9.750	1	40.00	37.550	1
436	Sienna Fretwell	TAG Sports Centre		2008 (9)	10.00	8.900	2	10.00	9.850	2	10.00	8.075	9	10.00	9.500	2	40.00	36.325	2
438	Vanessa Wilson	TAG Sports Centre		2008 (9)	10.00	8.775	3	10.00	9.525	3	10.00	8.400	4	10.00	9.100	7	40.00	35.800	3
435	Zareina Manuzon	SGS		2008 (9)	10.00	8.100	10	10.00	9.100	5	10.00	9.150	1	10.00	9.125	6	40.00	35.475	4
426	Zoe Marshall	TAG Sports Centre		2007 (10)	10.00	8.550	5	10.00	8.750	8	10.00	8.475	3	10.00	9.325	3-T	40.00	35.100	5
431	Maya Macdonal-Garcia	Twisters Gymnastics		2008 (9)	10.00	8.200	7-T	10.00	9.375	4	10.00	8.300	5	10.00	9.025	8-T	40.00	34.900	6
433	Vienna Howes	Twisters Gymnastics		2008 (9)	10.00	8.125	9	10.00	9.075	6	10.00	8.150	8	10.00	9.025	8-T	40.00	34.375	7
430	Sophia Bittencourt	Club Aviva		2007 (10)	10.00	8.200	7-T	10.00	8.700	9	10.00	8.200	6-T	10.00	8.575	12	40.00	33.675	8
427	Alexa Palsma	Flip City Gymnastics		2007 (10)	10.00	7.900	12	10.00	8.650	10	10.00	8.200	6-T	10.00	8.750	11	40.00	33.500	9
429	Jessica Jones	Splitz Gymanstics		2007 (10)	10.00	8.000	11	10.00	7.850	12	10.00	7.850	10-T	10.00	9.325	3-T	40.00	33.025	10
428	Delaney Self	Club Aviva		2007 (10)	10.00	8.275	6	10.00	8.100	11	10.00	7.850	10-T	10.00	8.150	13	40.00	32.375	11
437	Claire Canavan	Splitz Gymanstics		2008 (9)	10.00	7.325	13	10.00	6.350	13	10.00	7.675	12	10.00	8.925	10	40.00	30.275	12
434	Emma Szalontai	Flicka		2008 (9)	10.00	8.725	4	10.00	8.800	7				10.00	9.150	5	30.00	26.675	13








2017 TAG Cup Invitational

Women's Artistic Gymnastics

TAG Sports - Port Moody, BC - May 12-14

Junior Olympic 4 (Sept2008-2009)

ID #	Gymnast's Name	Club	City	YOB (Age)	Vault Saut 			Bars Barres 			Beam Poutre 			Floor Sol 			All Around Total 		
					S.V.	Score	Rk	S.V.	Score	Rk	S.V.	Score	Rk	S.V.	Score	Rk	S.V.	Score	Rk
441	Sadie Yamakawa	Splitz Gymnastics		2008 (9)	10.00	8.800	3	10.00	8.300	7	10.00	9.025	1	10.00	9.300	3	40.00	35.425	1
447	Amelie Shea	Twisters Gymnastics		2009 (8)	10.00	8.925	1	10.00	9.000	1	10.00	8.100	8	10.00	9.125	5	40.00	35.150	2
444	Zetabella Gillera	Club Aviva		2009 (8)	10.00	8.300	5	10.00	8.475	6	10.00	8.925	2	10.00	9.400	2	40.00	35.100	3
439	Zia Fichot	Flicka		2008 (9)	10.00	8.225	6	10.00	8.850	2	10.00	8.675	4	10.00	9.100	6	40.00	34.850	4
440	Jordan White	Splitz Gymnastics		2008 (9)	10.00	8.575	4	10.00	8.525	4-T	10.00	8.325	6	10.00	9.025	8	40.00	34.450	5
442	Kessa Weatherly	Flicka		2008 (9)	10.00	8.125	7	10.00	7.900	8	10.00	8.375	5	10.00	9.450	1	40.00	33.850	6
445	Eliza Gooch	Twisters Gymnastics		2009 (8)	10.00	8.850	2	10.00	8.525	4-T	10.00	7.500	10	10.00	8.800	9	40.00	33.675	7
449	Angelina Katinic	Club Aviva		2009 (8)	10.00	6.775	10	10.00	8.725	3	10.00	8.750	3	10.00	9.175	4	40.00	33.425	8
443	Sylvienne Lawrie-Lie	Flicka		2009 (8)	10.00	8.075	8	10.00	7.450	9	10.00	8.150	7	10.00	9.050	7	40.00	32.725	9
446	Avery Turcotte	Flicka		2009 (8)	10.00	8.000	9	10.00	6.475	10	10.00	7.525	9	10.00	8.350	10	40.00	30.350	10
450	Sam Munroe	NVGS		2009 (8)							10.00						10.00	0.000	
448	Thalia Campbell	Twisters Gymnastics		2009 (8)													0.00	0.000	








2017 TAG Cup Invitational

Women's Artistic Gymnastics

TAG Sports ~ Port Moody, BC ~ May 12-14

Junior Olympic Level 5

ID #	Gymnast's Name	Club	City	YOB (Age)	Vault Saut 			Bars Barres 			Beam Poutre 			Floor Sol 			All Around Total 		
					S.V.	Score	Rk	S.V.	Score	Rk	S.V.	Score	Rk	S.V.	Score	Rk	S.V.	Score	Rk
507	Claire Pakulak	Flip City Gymnastics		2007 (10)	10.00	9.300	1	10.00	9.325	2	10.00	8.575	8	10.00	9.450	1	40.00	36.650	1
508	Sophie Kraushar	Flip City Gymnastics		2007 (10)	10.00	8.595	6	10.00	9.525	1	10.00	8.800	6	10.00	9.350	2-T	40.00	36.270	2
504	Samantha Bartlett	Flip City Gymnastics		2006 (11)	10.00	8.675	5	10.00	9.075	3	10.00	8.975	4	10.00	9.300	4-T	40.00	36.025	3
515	Josie Maryschak	Flip City Gymnastics		2008 (9)	10.00	8.300	8-T	10.00	8.800	9	10.00	8.825	5	10.00	9.350	2-T	40.00	35.275	4
509	Kira Tomlinson	Club Aviva		2007 (10)	10.00	7.950	12	10.00	8.550	12	10.00	9.275	1	10.00	9.300	4-T	40.00	35.075	5-T
512	Emily Phillips	Twisters Gymnastics		2008 (9)	10.00	8.300	8-T		8.625	10	10.00	9.075	2	10.00	9.075	7	30.00	35.075	5-T
510	Emily Hajjadem	Twisters Gymnastics		2007 (10)	10.00	8.725	4	10.00	8.050	15	10.00	8.700	7	10.00	9.175	6	40.00	34.650	7
514	Reese Zachanowicz	Flip City Gymnastics		2008 (9)	10.00	8.275	10	10.00	9.050	4	10.00	8.275	10	10.00	8.925	9-T	40.00	34.525	8
513	Natalia Sokolowski	Club Aviva		2008 (9)	10.00	7.650	15	10.00	8.950	6	10.00	9.050	3	10.00	8.825	11-T	40.00	34.475	9-T
501	Kate Musto	Twisters Gymnastics		2005 (12)	10.00	8.525	7	10.00	8.825	8	10.00	8.200	12	10.00	8.925	9-T	40.00	34.475	9-T
506	Joline Bradfield	Splitz Gymanstics		2007 (10)	10.00	8.175	11	10.00	8.600	11	10.00	8.500	9	10.00	9.000	8	40.00	34.275	11
502	Aliya Barrick	Splitz Gymanstics		2006 (11)	10.00	8.800	3	10.00	8.500	13	10.00	8.000	13	10.00	8.575	13	40.00	33.875	12
511	Elise Van Harmelen	Flip City Gymnastics		2007 (10)	10.00	7.675	14	10.00	8.850	7	10.00	8.250	11	10.00	8.375	14	40.00	33.150	13
503	Katie Barrick	Splitz Gymanstics		2006 (11)	10.00	7.900	13	10.00	9.025	5	10.00	7.300	15-T	10.00	8.825	11-T	40.00	33.050	14
505	Emelia Bolin	NVGS		2007 (10)	10.00	7.175	16	10.00	8.300	14	10.00	7.750	14	10.00	7.325	15	40.00	30.550	15
500	Carys Reed	NVGS		2005 (12)	10.00	8.925	2	10.00	6.900	16	10.00	7.300	15-T	10.00	6.650	16	40.00	29.775	16



2017 TAG Cup Invitational

Women's Artistic Gymnastics

TAG Sports ~ Port Moody, BC ~ May 12-14

Junior Olympic 6 (2000-2002)

ID #	Gymnast's Name	Club	City	YOB (Age)	Vault Saut			Bars Barres			Beam Poutre			Floor Sol			All Around Total AA		
					S.V.	Score	Rk	S.V.	Score	Rk	S.V.	Score	Rk	S.V.	Score	Rk	S.V.	Score	Rk
607	Nicole Zietlow	Flip City Gymnastics		2002 (15)	10.00	8.925	2	9.50	7.975	6	9.90	9.475	1	10.00	9.400	1-T	39.40	35.775	1
608	Ashley Tanner	Flip City Gymnastics		2002 (15)	10.00	9.375	1	10.00	8.375	4	10.00	8.725	7	10.00	9.200	3	40.00	35.675	2
604	Julia Kalin	NVGS		2001 (16)	10.00	8.225	5	10.00	8.625	1	10.00	9.275	2	10.00	8.850	5	40.00	34.975	3
605	Claire Bezdan	Wings		2001 (16)	10.00	7.975	7	10.00	8.500	3	10.00	9.100	3	10.00	9.050	4	40.00	34.625	4
600	Amanda Quail	Wings		2000 (17)	10.00	7.600	10	10.00	8.525	2	10.00	8.950	5	10.00	8.500	7	40.00	33.575	5
602	Amy Sol	NVGS		2001 (16)	10.00	8.725	3	9.50	7.250	9	10.00	8.600	8	10.00	8.600	6	39.50	33.175	6
611	Angelina Floro	TAG Sports Centre		2002 (15)	10.00	8.650	4	9.50	7.525	7	10.00	7.775	10	10.00	8.325	9	39.50	32.275	7
612	Sierra McMurdo	Flip City Gymnastics		2002 (15)	10.00	7.850	8-T	8.70	5.550	11	10.00	9.000	4	10.00	9.400	1-T	38.70	31.800	8
610	Emma Eggert	NVGS		2002 (15)	10.00	8.200	6	9.50	6.625	10	10.00	7.900	9	10.00	8.350	8	39.50	31.075	9
601	Jenna Cotter	NVGS		2000 (17)	10.00	7.850	8-T	9.50	7.500	8	10.00	7.750	11	10.00	7.675	10	39.50	30.775	10
606	Kelsey Longeau	Wings		2001 (16)	10.00			10.00	8.175	5	10.00	8.800	6	10.00			40.00	16.975	11
603	Hailey Johnson	TAG Sports Centre		2001 (16)	10.00			10.00			10.00			10.00			40.00	0.000	



2017 TAG Cup Invitational

Women's Artistic Gymnastics

TAG Sports ~ Port Moody, BC ~ May 12-14

Junior Olympic 6 (2003-2004)

ID #	Gymnast's Name	Club	City	YOB (Age)	Vault <i>Saut</i>			Bars <i>Barres</i>			Beam <i>Poutre</i>			Floor <i>Sol</i>			All Around <i>Total</i>		
					S.V.	Score	Rk	S.V.	Score	Rk	S.V.	Score	Rk	S.V.	Score	Rk	S.V.	Score	Rk
626	Thalia Simpson	Flip City Gymnastics		2004 (13)	10.00	9.175	1	9.50	8.225	3	10.00	9.625	1	10.00	9.550	1	39.50	36.575	1
618	Izayah Ouano-Dotson	Flip City Gymnastics		2004 (13)	10.00	8.950	2-T	10.00	9.250	1	10.00	8.675	6	10.00	9.325	2-T	40.00	36.200	2
615	Alissa Hudolin	Flip City Gymnastics		2003 (14)	10.00	8.750	5-T	9.50	8.050	4-T	10.00	8.925	3	10.00	9.325	2-T	39.50	35.050	3
624	Alexandra Acosta	Flip City Gymnastics		2004 (13)	10.00	8.750	5-T	9.50	8.000	6	10.00	9.100	2	10.00	9.150	4	39.50	35.000	4
645	Eididh Ogilvie	Club Aviva		2003 (14)	10.00	8.850	4	9.50	7.675	7	10.00	8.600	7	10.00	9.075	5	39.50	34.200	5
617	Mackenzie Long	White Rock Gymnastics		2004 (13)	10.00	8.250	7	10.00	8.775	2	10.00	8.500	9	10.00	8.600	7	40.00	34.125	6
622	Haley Hughes	Club Aviva		2004 (13)	10.00	8.950	2-T	9.50	8.050	4-T	10.00	8.525	8	10.00	8.450	8-T	39.50	33.975	7
620	Simrin Sandhu	SGS		2004 (13)	10.00	7.825	8	8.70	6.400	9	10.00	8.700	5	9.50	8.450	8-T	38.20	31.375	8
614	Ella Parizeau	Club Aviva		2003 (14)	10.00	7.350	10	10.00	7.000	8	10.00	8.450	10	10.00	8.400	10	40.00	31.200	9
623	Madeline Zambolin-jeans	Wayland Sports		2004 (13)	10.00	7.500	9	8.70	5.900	10	10.00	8.750	4	10.00	8.775	6	38.70	30.925	10








2017 TAG Cup Invitational

Women's Artistic Gymnastics

TAG Sports ~ Port Moody, BC ~ May 12-14

Junior Olympic 6 (2005-Apr2006)

ID #	Gymnast's Name	Club	City	YOB (Age)	Vault Saut 			Bars Barres 			Beam Poutre 			Floor Sol 			All Around Total 		
					S.V.	Score	Rk	S.V.	Score	Rk	S.V.	Score	Rk	S.V.	Score	Rk	S.V.	Score	Rk
613	Chloe Hill	Flip City Gymnastics		2006 (11)	10.00	9.300	2-T	10.00	8.950	7	10.00	9.750	1	10.00	9.550	1	40.00	37.550	1
639	Amelia Mori	Club Aviva		2006 (11)	10.00	9.150	5	10.00	9.475	1	10.00	9.400	4-T	10.00	9.250	3	40.00	37.275	2
635	Isabella Bertani	TAG Sports Centre		2006 (11)	10.00	9.325	1	10.00	9.075	5	10.00	9.450	3	10.00	9.100	5	40.00	36.950	3
638	Sienna Yamakawa	Splitz Gymnastics		2006 (11)	10.00	9.300	2-T	10.00	9.275	2	10.00	9.050	6	10.00	9.075	6	40.00	36.700	4
636	Eve Exner	Flip City Gymnastics		2006 (11)	10.00	8.450	9	10.00	9.175	3	10.00	9.525	2	10.00	9.475	2	40.00	36.625	5
631	Caelyn Angst	TAG Sports Centre		2005 (12)	10.00	9.075	6	10.00	9.050	6	10.00	8.650	11	10.00	8.875	8-T	40.00	35.650	6
634	Maren Paterson	SGS		2006 (11)	10.00	8.650	7	10.00	9.125	4	10.00	8.750	8-T	10.00	9.000	7	40.00	35.525	7
629	Charli Calvert	NVGS		2005 (12)	10.00	8.350	12	10.00	8.700	8	10.00	8.700	10	10.00	8.600	11	40.00	34.350	8
652	Kate Parhar	Club Aviva		2006 (11)	10.00	9.275	4	9.40	7.350	12	10.00	8.825	7	10.00	8.750	10	39.40	34.200	9
628	Shayla Foster	Flip City Gymnastics		2005 (12)	10.00	8.375	11	9.50	8.075	9	10.00	8.750	8-T	10.00	8.875	8-T	39.50	34.075	10
637	Keira Wong	Club Aviva		2006 (11)	10.00	8.400	10	9.50	7.900	10	10.00	8.625	12-T	10.00	8.050	13	39.50	32.975	11
630	Isa-Bella Gelter	NVGS		2005 (12)	10.00	8.325	13	9.50	7.325	13	10.00	8.625	12-T	10.00	8.500	12	39.50	32.775	12
632	Leah Matthews-Kott	TAG Sports Centre		2005 (12)	10.00	7.750	14	9.50	7.850	11	10.00	8.600	14	10.00	7.950	14	39.50	32.150	13
633	Chloe Machnau	Flip City Gymnastics		2006 (11)	10.00	8.575	8				10.00	9.400	4-T	10.00	9.175	4	30.00	27.150	14
627	Sarah Galovich	Flip City Gymnastics		2005 (12)	10.00						9.20	7.550	15	10.00			29.20	7.550	15








2017 TAG Cup Invitational

Women's Artistic Gymnastics

TAG Sports ~ Port Moody, BC ~ May 12-14

Junior Olympic 6 (May2006-2008)

ID #	Gymnast's Name	Club	City	YOB (Age)	Vault Saut 			Bars Barres 			Beam Poutre 			Floor Sol 			All Around Total 		
					S.V.	Score	Rk	S.V.	Score	Rk	S.V.	Score	Rk	S.V.	Score	Rk	S.V.	Score	Rk
651	Kimiko Pausche	Club Aviva		2008 (9)	10.00	9.275	1	10.00	8.650	7	10.00	9.600	1	10.00	9.200	2	40.00	36.725	1
649	Mackenzie Hurtubise	TAG Sports Centre		2007 (10)	10.00	8.925	3-T	10.00	9.300	2	10.00	8.975	5	10.00	9.250	1	40.00	36.450	2
643	Milana Cherry	Splitz Gymanstics		2006 (11)	10.00	8.625	6	10.00	9.700	1	10.00	8.625	8	10.00	9.150	3-T	40.00	36.100	3
650	Hannah Mahon	SGS		2008 (9)	10.00	8.850	5	10.00	8.975	4	10.00	9.050	4	10.00	9.050	5	40.00	35.925	4
644	Chloe Mayo	Club Aviva		2006 (11)	10.00	9.225	2	10.00	8.875	5	10.00	9.100	3	10.00	8.600	8-T	40.00	35.800	5
653	Adysson Kingwell	Splitz Gymanstics		2007 (10)	10.00	8.925	3-T	10.00	9.150	3	10.00	8.375	9-T	10.00	8.600	8-T	40.00	35.050	6
640	Gracie Belter	Splitz Gymanstics		2006 (11)	10.00	8.400	8	10.00	8.725	6	10.00	8.700	7	10.00	9.150	3-T	40.00	34.975	7
641	Elizabeth Colgan	SGS		2006 (11)	10.00	7.850	10	10.00	8.375	8	10.00	9.575	2	10.00	8.975	6	40.00	34.775	8
648	Samantha Misceo	Club Aviva		2007 (10)	10.00	8.550	7	9.50	7.475	9	9.50	8.375	9-T	10.00	8.625	7	39.00	33.025	9
642	Melissa Piliotis	SGS		2006 (11)	10.00	8.250	9	9.50	7.350	10	10.00	8.350	11	10.00	8.575	10	39.50	32.525	10
647	McKenzie Hodak	Club Aviva		2006 (11)				8.60	5.700	11	10.00	8.900	6	9.50	8.525	11	28.10	23.125	11



2017 TAG Cup Invitational

Women's Artistic Gymnastics

TAG Sports - Port Moody, BC ~ May 12-14

Junior Olympic 7 (2000-2004)

ID #	Gymnast's Name	Club	City	YOB (Age)	Vault Saut			Bars Barres			Beam Poutre			Floor Sol			All Around Total		
					S.V.	Score	Rk	S.V.	Score	Rk	S.V.	Score	Rk	S.V.	Score	Rk	S.V.	Score	Rk
706	Paige Wournell	Wings		2003 (14)	10.00	9.050	3	10.00	8.600	3	9.50	8.750	4	10.00	9.450	1-T	39.50	35.850	1
700	Taylor Kristmanson	TAG Sports Centre		2000 (17)	10.00	8.700	8	10.00	8.950	1	10.00	8.875	3	10.00	9.150	3	40.00	35.675	2
708	Gabriella Di Girolamo	TAG Sports Centre		2003 (14)	10.00	8.750	7	10.00	8.575	4	10.00	9.125	1	10.00	9.100	4	40.00	35.550	3
710	Brooklyn Ashby	NVGS		2003 (14)	10.00	8.900	5	9.50	7.575	8	9.50	9.050	2	10.00	9.450	1-T	39.00	34.975	4
707	Kamryn Postill	Flicka		2003 (14)	10.00	9.250	2	10.00	8.425	5	9.50	7.900	9	10.00	9.050	5	39.50	34.625	5
702	Emma Doucette	NVGS		2000 (17)	10.00	8.800	6	10.00	7.900	6	9.50	8.550	5	10.00	9.000	6	39.50	34.250	6
701	Autumn Doucette	NVGS		2000 (17)	10.00	9.325	1	10.00	7.600	7	10.00	8.325	6	10.00	8.825	7-T	40.00	34.075	7
705	Chantal Birney	Flip City Gymnastics		2001 (16)	10.00	8.975	4	9.50	7.275	9	10.00	8.175	7	10.00	8.825	7-T	39.50	33.250	8
703	Sienna Riordan	TAG Sports Centre		2001 (16)	10.00	8.325	9	9.50	6.975	10	10.00	8.125	8	10.00	8.675	9	39.50	32.100	9
704	McKenzie Strath	TAG Sports Centre		2001 (16)				10.00	8.800	2	9.20	7.775	10				19.20	16.575	10
709	Sophia Ryznar	Flicka		2003 (14)													0.00	0.000	








2017 TAG Cup Invitational

Women's Artistic Gymnastics

TAG Sports – Port Moody, BC ~ May 12-14

Junior Olympic 7 (2005-2007)

ID #	Gymnast's Name	Club	City	YOB (Age)	Vault Saut 			Bars Barres 			Beam Poutre 			Floor Sol 			All Around Total 		
					S.V.	Score	Rk	S.V.	Score	Rk	S.V.	Score	Rk	S.V.	Score	Rk	S.V.	Score	Rk
713	Nya Chung	TAG Sports Centre		2006 (11)	10.00	9.300	3	10.00	9.000	4	10.00	9.475	1	10.00	9.475	2	40.00	37.250	1-T
720	Kennedy Fast	Twisters Gymnastics		2007 (10)	10.00	9.000	7	10.00	9.450	1	10.00	9.425	2	10.00	9.375	3	40.00	37.250	1-T
714	Lauren Robertson	Twisters Gymnastics		2006 (11)	10.00	9.025	6	10.00	9.025	3	10.00	8.925	7	10.00	8.925	6	40.00	35.900	3
715	Sierra Stobbe	Twisters Gymnastics		2006 (11)	10.00	8.725	11	10.00	8.575	7	10.00	9.025	5	10.00	9.550	1	40.00	35.875	4
716	Rolanda Donald	Twisters Gymnastics		2006 (11)	10.00	9.175	4	10.00	8.650	6	10.00	9.225	3	9.70	8.800	7	39.70	35.850	5
712	Eden Woodliffe	Twisters Gymnastics		2005 (12)	10.00	9.425	2	10.00	8.050	11	10.00	8.625	10	10.00	9.300	4	40.00	35.400	6
718	Julianne Glowacki	Flicka		2007 (10)	10.00	8.825	9	10.00	9.200	2	10.00	8.650	9	9.50	8.575	8	39.50	35.250	7
717	Sarah Saeni-Whittred	Flicka		2006 (11)	10.00	9.150	5	10.00	8.825	5	10.00	9.175	4	10.00	7.875	11-T	40.00	35.025	8
722	Avery Taylor	Flicka		2007 (10)	10.00	8.775	10	10.00	8.500	8	10.00	8.950	6	10.00	8.450	10	40.00	34.675	9
723	Lauren Zadra	Flicka		2007 (10)	10.00	9.650	1	10.00	8.425	9	9.50	8.100	12	10.00	8.475	9	39.50	34.650	10
719	Caitlyn Carstensen	Twisters Gymnastics		2007 (10)	10.00	8.975	8	9.50	6.875	12	10.00	8.725	8	10.00	9.000	5	39.50	33.575	11
721	Olivia Koenig	Flicka		2007 (10)	10.00	7.950	12	10.00	8.375	10	10.00	8.300	11	10.00	7.875	11-T	40.00	32.500	12



2017 TAG Cup Invitational

Women's Artistic Gymnastics

TAG Sports - Port Moody, BC - May 12-14

Junior Olympic Level 8

ID #	Gymnast's Name	Club	City	YOB (Age)	Vault Saut			Bars Barres			Beam Poutre			Floor Sol			All Around Total		
					S.V.	Score	Rk	S.V.	Score	Rk	S.V.	Score	Rk	S.V.	Score	Rk	S.V.	Score	Rk
802	Alexis Romero	Flicka		2001 (16)	10.00	8.750	2	10.00	8.725	1	10.00	9.250	2	10.00	9.125	1-T	40.00	35.850	1
809	Melody Hung	Flip City Gymnastics		2004 (13)	10.00	8.650	5	10.00	8.700	2	10.00	9.125	4	10.00	8.950	5-T	40.00	35.425	2
801	Fernanda Ramirez	TAG Sports Centre		2001 (16)	9.80	8.725	3-T	10.00	8.600	5-T	10.00	8.700	7	10.00	9.100	3	39.80	35.125	3
804	Corris To	Flip City Gymnastics		2002 (15)	9.50	8.725	3-T	9.50	8.525	7	10.00	8.825	6	10.00	8.975	4	39.00	35.050	4
800	Daniela Lee	TAG Sports Centre		2001 (16)	9.50	8.450	6	10.00	8.200	8	10.00	9.000	5	10.00	9.125	1-T	39.50	34.775	5
805	Emma Nash	Flip City Gymnastics		2003 (14)	9.80	8.400	7	10.00	8.650	4	10.00	8.250	10	10.00	8.825	7	39.80	34.125	6
807	Teegan Maschke	TAG Sports Centre		2004 (13)	10.00	9.125	1	10.00	7.825	10	9.50	8.150	11	10.00	8.950	5-T	39.50	34.050	7
810	Isabela Acosta	Flip City Gymnastics		2004 (13)	9.50	7.550	12	10.00	8.675	3	10.00	9.400	1	10.00	8.375	11-T	39.50	34.000	8
812	Isabel Tan-Ng	TAG Sports Centre		2005 (12)	9.00	8.050	11	10.00	8.125	9	10.00	8.650	8-T	10.00	8.775	8	39.00	33.600	9
813	Lucia Scott	Splitz Gymnastics		2006 (11)	9.00	8.225	9	10.00	8.600	5-T	10.00	7.700	12	10.00	8.750	9	39.00	33.275	10
806	Courtney Smith	Flip City Gymnastics		2003 (14)	9.80	8.300	8	9.50	6.825	13	10.00	8.650	8-T	9.00	7.300	13	38.30	31.075	11
811	Mikayla Gilfillen	Splitz Gymnastics		2005 (12)	9.80	8.150	10	9.50	7.500	12	9.50	6.750	13	10.00	8.375	11-T	38.80	30.775	12
803	Lexie Borthwick	Splitz Gymnastics		2002 (15)				9.50	7.725	11	10.00	9.175	3	9.50	8.725	10	29.00	25.625	13








2017 TAG Cup Invitational

Women's Artistic Gymnastics

TAG Sports - Port Moody, BC - May 12-14

Junior Olympic Level 9

ID #	Gymnast's Name	Club	City	YOB (Age)	Vault Saut 			Bars Barres 			Beam Poutre 			Floor Sol 			All Around Total 		
					S.V.	Score	Rk	S.V.	Score	Rk	S.V.	Score	Rk	S.V.	Score	Rk	S.V.	Score	Rk
909	Samantha Reitsema	Twisters Gymnastics		2005 (12)	9.70	9.075	3-T	10.00	8.975	2	9.80	8.900	2	10.00	8.975	3	39.50	35.925	1
910	Elizabeth Noble	TAG Sports Centre		2005 (12)	9.70	9.425	2	9.90	8.700	4	9.90	8.500	5	9.90	9.100	2	39.40	35.725	2
906	Mikhayla Rosenow	Twisters Gymnastics		2005 (12)	10.00	9.500	1	10.00	9.175	1	9.90	8.650	3	9.90	8.250	8	39.80	35.575	3
911	Jordis Kliewer	Twisters Gymnastics		2005 (12)	10.00	8.775	6	9.90	8.950	3	9.40	8.050	6	10.00	9.450	1	39.30	35.225	4
901	Katelyn Cotterell	Twisters Gymnastics		2001 (16)	9.70	9.075	3-T	9.40	8.550	5	9.70	8.600	4	9.80	8.850	4	38.60	35.075	5
908	Megan MacLellan	Twisters Gymnastics		2005 (12)	9.60	7.550	9	10.00	7.450	6	9.80	9.000	1	9.90	8.800	5	39.30	32.800	6
902	Porter trevisan	TAG Sports Centre		2001 (16)	9.00	7.850	8	8.90	7.400	7	9.50	7.850	7	9.90	8.650	6	37.30	31.750	7
903	Taya Clyne	TAG Sports Centre		2001 (16)	9.70	8.950	5	7.60	5.700	9	9.50	6.725	9	9.80	8.475	7	36.60	29.850	8
900	Jadyn Ansell	Twisters Gymnastics		2001 (16)	10.00	8.225	7	7.30	5.750	8	9.20	7.000	8	9.80	7.700	9	36.30	28.675	9
904	Oasia Moore	Flip City Gymnastics		2003 (14)													0.00	0.000	
905	Keirsten Sinclair	Flicka		2004 (13)													0.00	0.000	
907	Marissa Engh	Twisters Gymnastics		2005 (12)													0.00	0.000	








2017 TAG Cup Invitational

Women's Artistic Gymnastics

TAG Sports ~ Port Moody, BC ~ May 12-14

Junior Olympic Level 10

ID #	Gymnast's Name	Club	City	YOB (Age)	Vault Saut 			Bars Barres 			Beam Poutre 			Floor Sol 			All Around Total 		
					S.V.	Score	Rk	S.V.	Score	Rk	S.V.	Score	Rk	S.V.	Score	Rk	S.V.	Score	Rk
930	Emily Moorthy	Twisters Gymnastics		2000 (17)	9.70	9.375	1	10.00	8.650	1	9.70	8.300	2	9.90	9.275	1	39.30	35.600	1
933	Rhianne Eder	TAG Sports Centre		2003 (14)	9.70	8.500	4	10.00	7.600	3	10.00	8.725	1	9.60	8.575	3	39.30	33.400	2
931	Megan Goble	TAG Sports Centre		2002 (15)	9.50	8.575	3	10.00	7.625	2	9.00	7.600	4	9.60	8.350	4	38.10	32.150	3
932	Grace Noble	TAG Sports Centre		2002 (15)	9.70	9.000	2	10.00	6.350	5	9.90	8.050	3	9.80	8.700	2	39.40	32.100	4
934	Brienna Gaspar	Twisters Gymnastics		2003 (14)	9.50	6.850	5	10.00	7.075	4							19.50	13.925	5