



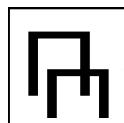

Gold Pan Invitational 2018 and Zone 8 Qualifier

Gold Pan 2018

Session High School

2

Incomplete results — One or more athlete(s) is missing a score.



#	Athlete	Club	D	Score	Rk	D	Score	Rk	D	Score	Rk	D	Score	Rk	D	Score	Rk
1209	DUQUE Josie	Duchess Park	10.00	8.800	1	10.00	9.300	1	10.00	9.350	2	10.00	9.400	1	40.00	36.850	1
1206	JOLLY Sydney	QJS	9.50	8.375	3	10.00	9.150	4	10.00	9.200	4	10.00	9.350	2	39.50	36.075	2
1202	BROWN Kerriane	CHSS	10.00	8.000	6	10.00	9.200	3	10.00	9.250	3	10.00	9.225	4	40.00	35.675	3
1203	HEADRICK Shaundra	CHSS	10.00	8.350	4	10.00	8.900	6	10.00	9.250	3	10.00	8.850	7	40.00	35.350	4
1205	OHORI-BULA Anna	CHSS	10.00	8.450	2	10.00	9.000	5	10.00	8.800	7	10.00	9.050	5	40.00	35.300	5
1107	ADANIC Aiden	PGSS	10.00	8.350	4	10.00	9.250	2	10.00	9.400	1	9.50	7.875	10	39.50	34.875	6
1210	ENGEL Jana	Duchess Park	9.50	7.950	7	10.00	9.000	5	10.00	9.200	4	9.50	8.675	8	39.00	34.825	7
1201	DEROSE Celina	Gold Trail	9.50	7.950	7	10.00	8.150	8	10.00	9.350	2	10.00	9.275	3	39.50	34.725	8
1208	COLE Audrey	KRSS	10.00	8.100	5	9.50	8.300	7	10.00	9.000	5	10.00	8.925	6	39.50	34.325	9
1204	SANDS Emma	CHSS	9.50	7.450	8	9.50	7.700	9	10.00	8.900	6	9.50	8.300	9	38.50	32.350	10
1207	NORUM Hannah	DP Todd			9	0.00	0.000	10	10.00	9.200	4	9.50	8.675	8	19.50	17.875	11

Generated Fri, 23 Feb 2018 10:14:24 -0800 in 0.003 seconds by kscore.ca