

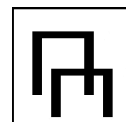
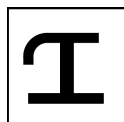
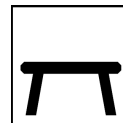
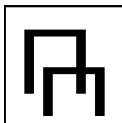



Gold Pan Invitational 2018 and Zone 8 Qualifier

Gold Pan 2018
Session JO Lvs 6-10
JO 6 / JO 6a



#	Athlete	Club	Category	D	Score	Rk	D	Score	Rk	D	Score	Rk	D	Score	Rk	D	Score	Rk
618	MACDONALD Taylor	N. Peace	JO 6a	10.00	9.325	1	10.00	8.900	3	10.00	8.900	9	10.00	9.100	3	40.00	36.225	1
605	KIRALY Gyongyi	P.G	JO 6	10.00	8.525	12	10.00	9.300	1	10.00	9.175	5	10.00	8.925	6	40.00	35.925	2
602	HARASYM Katy	P.G	JO 6a	10.00	9.100	2	10.00	8.450	7	10.00	9.400	1	10.00	8.950	5	40.00	35.900	3
607	MUIR Kaitlyn	P.G	JO 6a	10.00	8.850	8	10.00	8.850	4	10.00	9.200	4	10.00	8.825	7	40.00	35.725	4
604	KERR Emery	P.G	JO 6	10.00	8.875	7	10.00	8.500	6	10.00	8.950	8	10.00	9.400	2	40.00	35.725	4
603	HARVEY Mateya	P.G	JO 6a	10.00	8.225	13	10.00	9.175	2	10.00	8.725	12	10.00	9.425	1	40.00	35.550	5
601	BRICKER Sadie	P.G	JO 6a	10.00	8.950	5	10.00	8.650	5	10.00	8.975	7	10.00	8.825	7	40.00	35.400	6
613	BROWN Hannah	QTGC	JO 6a	10.00	8.650	10	10.00	7.975	10	10.00	8.650	13	10.00	9.025	4	40.00	34.300	7
606	MOVOLD Emma	P.G	JO 6a	10.00	9.050	3	9.50	7.100	13	10.00	9.325	3	10.00	8.625	10	39.50	34.100	8
617	WHEAT Carley	N. Peace	JO 6a	10.00	8.825	9	9.50	7.650	12	9.70	8.775	11	10.00	8.750	8	39.20	34.000	9
610	SAVIDENT Tanna	P.G	JO 6a	10.00	8.825	9	10.00	8.050	9	10.00	8.250	16	10.00	8.550	11	40.00	33.675	10
611	SHAWARA Chayse	P.G	JO 6a	10.00	7.850	14	9.50	8.100	8	10.00	9.025	6	10.00	8.500	12	39.50	33.475	11
612	SOARES Delaney	P.G	JO 6a	10.00	7.775	16	9.50	7.800	11	10.00	9.375	2	10.00	8.450	13	39.50	33.400	12
615	GRYSCHUK Sienna	QTGC	JO 6	10.00	8.900	6	10.00	7.800	11	10.00	8.250	16	9.50	8.100	15	39.50	33.050	13



#	Athlete	Club	Category	D	Score	Rk	D	Score	Rk	D	Score	Rk	D	Score	Rk	D	Score	Rk
705	BOOMHOWER Madison	P.G	JO 6a	10.00	9.025	4	9.50	6.800	14	10.00	8.425	14	10.00	8.725	9	39.50	32.975	14
609	PARKER Avery	P.G	JO 6a	10.00	9.100	2	8.70	5.950	17	10.00	8.375	15	10.00	8.325	14	38.70	31.750	15
614	STEWART Seaura	QTGC	JO 6	10.00	8.600	11	8.70	6.350	16	9.90	7.775	17	10.00	8.550	11	38.60	31.275	16
616	JOURDAIN Xaria	QTGC	JO 6	10.00	7.800	15	8.70	6.675	15	10.00	8.800	10	9.70	7.625	16	38.40	30.900	17

Generated Fri, 23 Feb 2018 10:28:14 -0800 in 0.003 seconds by kscore.ca