








2012 ELITE CANADA

Women's Artistic Gymnastics

Mississauga • Hershey Sports Zone • Feb. 17-19

Sat. Feb. 18

Awards for AA and Events are based on the total scores from Day 1 and Day 2.

Novice Women – Total																		
				Vault / Saut			U. Bars / Barres A			Beam / Poutre			Floor / Sol			All Around / Total		
ID #	Gymnast's Name	Prov / Club	YOB	D	Score	Rank	D	Score	Rank	D	Score	Rank	D	Score	Rank	D	Score	Rank
421	Oleksandra Yermolchuk	East York		9.8	28.900	1	16.0	28.900	2	11.8	27.550	2	9.2	24.200	9	46.8	109.550	1
414	Cassandra Buchan	Dynamo Gymnastics		9.8	27.950	4	14.3	29.200	1	11.7	23.900	16	9.8	25.450	4	45.6	106.500	2
472	Seina Murase-Cho	Omega Gymnastics		9.0	26.650	8	10.0	23.750	6	12.3	27.200	3	10.4	26.400	1	41.7	104.000	3
435	Hailey Kardos	Futures		9.8	27.100	7	8.8	21.450	15	14.2	29.800	1	10.6	25.050	5	43.4	103.400	4
479	Sydney Townsend	Revolution Gym		9.4	27.150	6	12.2	26.200	3	11.8	23.650	17	11.7	26.350	2	45.1	103.350	5
489	Marjory Bastien	Viagym		8.2	25.150	14	8.0	23.800	5	10.0	25.550	7-T	8.5	24.850	7	34.7	99.350	6
477	Denelle Pedrick	QCK Gymnastics		10.2	28.300	2	6.1	20.000	19	10.2	24.600	13-T	11.2	25.900	3	37.7	98.800	7
474	Angel Zhong	Omega Gymnastics		10.8	28.050	3	9.1	22.400	9	13.5	24.800	12	10.4	23.200	12-T	43.8	98.450	8
452	Andreanne Belley	Gym-Richelieu		8.0	24.250	23-T	9.5	25.850	4	10.8	26.200	6	7.1	21.450	21	35.4	97.750	9
423	Audrey Rousseau	Equilibrix		8.2	25.650	12	6.8	22.350	10	11.1	25.250	10	8.9	24.250	8	35.0	97.500	10
454	Charlotte Davis	Gym-Richelieu		8.0	24.800	17-T	8.6	23.700	7	11.6	26.500	5	7.8	21.500	20	36.0	96.500	11
411	Laurie-Ann Demers	Club Gymnastic		9.4	26.300	9	3.6	21.500	13-T	12.6	26.900	4	7.1	21.200	22-T	32.7	95.900	12
443	Mia Dimas	Gymnastics Adventur		9.8	27.400	5	7.4	21.000	16	11.5	25.550	7-T	10.4	21.200	22-T	39.1	95.150	13
494	Sophie Nelisse	Wimgym		8.0	24.600	19-T	7.6	21.500	13-T	11.0	25.450	9	7.2	23.400	11	33.8	94.950	14
465	Kathryn Doran	Oakville Gymnastics		8.0	24.800	17-T	5.5	21.550	12	10.4	24.400	15	8.4	23.950	10	32.3	94.700	15
471	Samantha Haghighat-Joo	Omega Gymnastics		10.0	26.150	10	8.4	23.050	8	10.2	18.300	27	11.0	24.900	6	39.6	92.400	16
470	Haley de Jong	Omega Gymnastics		8.2	24.250	23-T	9.4	20.700	17	11.4	24.850	11	9.5	21.600	18-T	38.5	91.400	17
442	Laurie-Lou Vezina	Gym-Fly		8.4	24.250	23-T	7.9	19.100	23	10.0	24.600	13-T	7.6	23.200	12-T	33.9	91.150	18
469	Jordan de Jong	Omega Gymnastics		9.0	25.950	11	7.5	19.150	22	10.6	23.250	19	9.8	22.650	16	36.9	91.000	19
436	Cassie Pettersen	Futures		8.2	25.250	13	5.7	19.700	21	8.9	22.600	21	8.0	22.700	15	30.8	90.250	20
480	Zoe Hipel	Shenderay Gym		8.0	24.900	16	8.1	19.850	20	9.6	21.250	25	7.9	23.150	14	33.6	89.150	21
457	Lianne Downey	Gymtastics		8.0	24.150	26	7.6	21.700	11	10.0	21.850	22	8.3	20.900	25	33.9	88.600	22
482	Nika Takagi	Shenderay Gym		8.4	24.600	19-T	3.9	18.200	24	10.7	23.500	18	7.0	21.000	24	30.0	87.300	23
460	Carissa Sebelius	Gymtastics		8.2	24.950	15	8.2	20.200	18	11.5	21.200	26	8.8	20.850	26	36.7	87.200	24
422	Megan Phillips	Equilibrix		8.0	24.350	21	3.8	16.250	25	11.6	21.800	23	7.3	22.100	17	30.7	84.500	25
481	Sarah Scholten	Shenderay Gym		8.0	24.300	22	5.4	14.700	26	10.6	23.200	20	6.2	21.600	18-T	30.2	83.800	26
493	Maude Lebeau	Wimgym		4.2	12.550	27	5.4	12.800	27	6.3	21.600	24	3.1	10.450	27	19.0	57.400	27
406	Meaghan Ruttan	Calgary Gym								6.4	13.650	28				6.4	13.650	28








2012 ELITE CANADA

Women's Artistic Gymnastics

Mississauga • Hershey Sports Zone • Feb. 17-19

Fri. Feb. 17

Novice Women – Day 1																		
ID #	Gymnast's Name	Prov / Club	YOB	Vault / Sault			U. Bars / Barres A			Beam / Poutre			Floor / Sol			All Around / Total		
				D	Score	Rank	D	Score	Rank	D	Score	Rank	D	Score	Rank	D	Score	Rank
421	Oleksandra Yermolchuk	East York		4.9	14.400	1-T	8.0	13.900	2	6.0	13.850	2	4.6	12.200	7-T	23.5	54.350	1
414	Cassandra Buchan	Dynamo Gymnastics		4.9	14.250	3	6.9	14.500	1	6.3	12.600	14	4.9	12.200	7-T	23.0	53.550	2
479	Sydney Townsend	Revolution Gym		4.7	13.400	7-T	6.1	13.750	3	6.4	12.400	15	5.7	13.700	1	22.9	53.250	3
472	Seina Murase-Cho	Omega Gymnastics		4.7	13.350	9	5.0	11.750	7-T	6.2	13.450	6	5.3	13.300	2	21.2	51.850	4
435	Hailey Kardos	Futures		4.9	13.600	6	4.4	10.300	19	7.1	14.450	1	5.3	12.500	4	21.7	50.850	5
477	Denelle Pedrick	QCK Gymnastics		5.1	14.400	1-T	2.3	10.200	20	5.1	12.650	13	5.6	12.650	3	18.1	49.900	6
489	Marjory Bastien	Viagym		4.1	12.500	12-T	4.2	12.150	6	5.0	13.200	7	4.3	11.850	11	17.6	49.700	7
454	Charlotte Davis	Gym-Richelieu		4.0	12.100	20-T	4.3	11.750	7-T	5.8	13.700	4	3.9	11.050	18	18.0	48.600	8
452	Andreanne Belley	Gym-Richelieu		4.0	11.850	26-T	4.9	13.300	4	5.4	13.000	11	3.6	10.200	23	17.9	48.350	9
423	Audrey Rousseau	Equilibrix		4.1	12.700	10	3.2	10.150	21	5.8	13.050	8-T	4.6	12.250	6	17.7	48.150	10
411	Laurie-Ann Demers	Club Gymnamic		4.7	13.650	5	1.9	10.650	16	6.6	13.800	3	3.1	9.700	25	16.3	47.800	11
494	Sophie Nelisse	Wimgym		4.0	12.100	20-T	3.8	11.000	12-T	5.5	13.050	8-T	3.6	11.600	13-T	16.9	47.750	12
474	Angel Zhong	Omega Gymnastics		4.9	13.400	7-T	4.4	10.800	14	7.1	11.900	16	4.9	11.600	13-T	21.3	47.700	13
443	Mia Dimas	Gymnastics Adventur		4.9	13.850	4	3.7	10.350	18	5.9	12.700	12	5.4	10.750	20	19.9	47.650	14
465	Kathryn Doran	Oakville Gymnastics		4.0	12.250	17-T	2.9	11.200	11	5.3	11.250	21	4.2	12.350	5	16.4	47.050	15
493	Maude Lebeau	Wimgym		4.2	12.550	11	5.4	12.800	5	2.9	10.750	23-T	3.1	10.450	22	15.6	46.550	16
436	Cassie Pettersen	Futures		4.1	12.500	12-T	3.0	10.450	17	4.2	10.750	23-T	4.4	12.000	10	15.7	45.700	17
442	Laurie-Lou Vezina	Gym-Fly		4.2	12.100	20-T	3.8	10.750	15	4.3	11.550	17	3.7	11.250	15	16.0	45.650	18
469	Jordan de Jong	Omega Gymnastics		4.3	12.500	12-T	3.9	9.950	22	5.3	11.350	20	5.0	11.200	16-T	18.5	45.000	19
471	Samantha Haghghat-Joo	Omega Gymnastics		4.7	11.850	26-T	4.2	11.650	9-T	5.1	9.150	28	5.2	12.200	7-T	19.2	44.850	20
457	Lianne Downey	Gymtastics		4.0	12.050	23-T	3.8	11.650	9-T	5.0	10.150	26	4.2	10.650	21	17.0	44.500	21
480	Zoe Hipel	Shenderay Gym		4.0	12.250	17-T	4.0	9.650	23	5.0	10.650	25	4.1	11.700	12	17.1	44.250	22
470	Haley de Jong	Omega Gymnastics		4.1	11.900	25	4.2	9.200	24	6.1	13.050	8-T	5.0	10.000	24	19.4	44.150	23
482	Nika Takagi	Shenderay Gym		4.2	12.200	19	2.1	9.150	25	5.5	11.450	19	3.3	9.600	26	15.1	42.400	24
460	Carissa Sebelius	Gymtastics		4.1	12.300	16	4.0	11.000	12-T	5.8	9.550	27	4.3	9.400	27	18.2	42.250	25
481	Sarah Scholten	Shenderay Gym		4.0	12.400	15	2.8	7.350	27	5.3	11.500	18	3.1	10.950	19	15.2	42.200	26-T
422	Megan Phillips	Equilibrix		4.0	12.050	23-T	1.6	7.950	26	5.8	11.000	22	3.7	11.200	16-T	15.1	42.200	26-T
406	Meaghan Ruttan	Calgary Gym								6.4	13.650	5				6.4	13.650	28








2012 ELITE CANADA

Women's Artistic Gymnastics

Mississauga • Hershey Sports Zone • Feb. 17-19

Sat. Feb. 18

Novice Women – Day 2																		
				Vault / Sault			U. Bars / Barres A			Beam / Poutre			Floor / Sol			All Around / Total		
ID #	Gymnast's Name	Prov / Club	YOB	D	Score	Rank	D	Score	Rank	D	Score	Rank	D	Score	Rank	D	Score	Rank
421	Oleksandra Yermolchuk	East York		4.9	14.500	2	8.0	15.000	1	5.8	13.700	3	4.6	12.000	8-T	23.3	55.200	1
414	Cassandra Buchan	Dynamo Gymnastics		4.9	13.700	6	7.4	14.700	2	5.4	11.300	22	4.9	13.250	1-T	22.6	52.950	2
435	Hailey Kardos	Futures		4.9	13.500	8	4.4	11.150	12	7.1	15.350	1	5.3	12.550	7	21.7	52.550	3
472	Seina Murase-Cho	Omega Gymnastics		4.3	13.300	10	5.0	12.000	6	6.1	13.750	2	5.1	13.100	3	20.5	52.150	4
474	Angel Zhong	Omega Gymnastics		5.9	14.650	1	4.7	11.600	9	6.4	12.900	8	5.5	11.600	12-T	22.5	50.750	5
479	Sydney Townsend	Revolution Gym		4.7	13.750	5	6.1	12.450	4	5.4	11.250	23	6.0	12.650	6	22.2	50.100	6
489	Marjory Bastien	Viagym		4.1	12.650	14-T	3.8	11.650	8	5.0	12.350	12	4.2	13.000	4	17.1	49.650	7
452	Andreanne Belley	Gym-Richelieu		4.0	12.400	20-T	4.6	12.550	3	5.4	13.200	4	3.5	11.250	20	17.5	49.400	8
423	Audrey Rousseau	Equilibrix		4.1	12.950	11	3.6	12.200	5	5.3	12.200	13	4.3	12.000	8-T	17.3	49.350	9
477	Denelle Pedrick	QCK Gymnastics		5.1	13.900	4	3.8	9.800	19	5.1	11.950	15	5.6	13.250	1-T	19.6	48.900	10
411	Laurie-Ann Demers	Club Gymnastic		4.7	12.650	14-T	1.7	10.850	13	6.0	13.100	6	4.0	11.500	15	16.4	48.100	11
454	Charlotte Davis	Gym-Richelieu		4.0	12.700	13	4.3	11.950	7	5.8	12.800	10	3.9	10.450	24-T	18.0	47.900	12
465	Kathryn Doran	Oakville Gymnastics		4.0	12.550	18	2.6	10.350	16	5.1	13.150	5	4.2	11.600	12-T	15.9	47.650	13
471	Samantha Haghghat-Joo	Omega Gymnastics		5.3	14.300	3	4.2	11.400	11	5.1	9.150	27	5.8	12.700	5	20.4	47.550	14
443	Mia Dimas	Gymnastics Adventur		4.9	13.550	7	3.7	10.650	14	5.6	12.850	9	5.0	10.450	24-T	19.2	47.500	15
470	Haley de Jong	Omega Gymnastics		4.1	12.350	22	5.2	11.500	10	5.3	11.800	18	4.5	11.600	12-T	19.1	47.250	16
494	Sophie Nelisse	Wimgym		4.0	12.500	19	3.8	10.500	15	5.5	12.400	11	3.6	11.800	11	16.9	47.200	17
469	Jordan de Jong	Omega Gymnastics		4.7	13.450	9	3.6	9.200	21-T	5.3	11.900	16	4.8	11.450	16-T	18.4	46.000	18
442	Laurie-Lou Vezina	Gym-Fly		4.2	12.150	24	4.1	8.350	24	5.7	13.050	7	3.9	11.950	10	17.9	45.500	19
460	Carissa Sebelius	Gymtastics		4.1	12.650	14-T	4.2	9.200	21-T	5.7	11.650	21	4.5	11.450	16-T	18.5	44.950	20
480	Zoe Hipel	Shenderey Gym		4.0	12.650	14-T	4.1	10.200	17	4.6	10.600	26	3.8	11.450	16-T	16.5	44.900	21-T
482	Nika Takagi	Shenderey Gym		4.2	12.400	20-T	1.8	9.050	23	5.2	12.050	14	3.7	11.400	19	14.9	44.900	21-T
436	Cassie Pettersen	Futures		4.1	12.750	12	2.7	9.250	20	4.7	11.850	17	3.6	10.700	22	15.1	44.550	23
457	Lianne Downey	Gymtastics		4.0	12.100	25	3.8	10.050	18	5.0	11.700	19-T	4.1	10.250	26	16.9	44.100	24
422	Megan Phillips	Equilibrix		4.0	12.300	23	2.2	8.300	25	5.8	10.800	25	3.6	10.900	21	15.6	42.300	25
481	Sarah Scholten	Shenderey Gym		4.0	11.900	26	2.6	7.350	26	5.3	11.700	19-T	3.1	10.650	23	15.0	41.600	26
493	Maude Lebeau	Wimgym								3.4	10.850	24				3.4	10.850	27








2012 ELITE CANADA

Women's Artistic Gymnastics

Mississauga • Hershey Sports Zone • Feb. 17-19

Sat. Feb. 18

Junior Women – Day 1																		
ID #	Gymnast's Name	Prov / Club	YOY	Vault / Sault			U. Bars / Barres A			Beam / Poutre			Floor / Sol			All Around / Total		
				D	Score	Rank	D	Score	Rank	D	Score	Rank	D	Score	Rank	D	Score	Rank
473	Shallon Olsen	Omega Gymnastics		6.8	16.050	1	6.1	12.850	3	6.6	13.150	4-T	6.1	13.900	2	25.6	55.950	1
456	Victoria-Kayen Woo	Gym-Richelieu		5.1	14.100	3	5.0	13.100	2	5.3	13.450	1-T	5.1	13.250	3-T	20.5	53.900	2
496	Maegan Chant	World Class		5.3	14.500	2	5.3	12.200	5	5.7	11.400	20-T	6.2	14.250	1	22.5	52.350	3
455	Rose-Kalam Woo	Gym-Richelieu		4.5	13.050	8-T	5.2	13.250	1	5.8	13.150	4-T	5.4	12.050	16	20.9	51.500	4
420	Abby Stacey	Dynamo Gymnastics		4.4	12.900	11	4.1	11.600	11	5.2	13.250	3	5.3	12.600	7-T	19.0	50.350	5
432	Casey Carvalho	Futures		5.1	13.600	6	5.1	12.100	6-T	5.3	13.050	6	5.7	11.050	22	21.2	49.800	6-T
419	Kirsten Peterman	Dynamo Gymnastics		5.1	14.050	4	4.5	11.100	13	5.3	11.750	15-T	5.1	12.900	5	20.0	49.800	6-T
449	Ivy Lu	Gymnix		4.0	12.700	17	4.4	11.850	10	5.7	13.450	1-T	4.1	11.800	19	18.2	49.800	6-T
404	Heaven Latimer	Brantford		4.4	12.850	12-T	4.2	11.150	12	6.6	12.550	8	5.6	12.250	14	20.8	48.800	9
468	Makinli Handley	Okanagan Gymnastics		5.1	13.550	7	4.2	10.100	16	5.9	11.600	18-T	5.5	13.250	3-T	20.7	48.500	10
446	Mariana Colussi-Pelaez	Oakville Gymnastics		5.1	13.750	5	4.5	8.850	26	4.8	12.950	7	5.0	12.600	7-T	19.4	48.150	11
408	Marisa Dick	Capital City Gym		4.4	12.950	10	3.8	10.950	14	4.8	11.600	18-T	5.2	12.500	11-T	18.2	48.000	12
441	Helody Cyrenne	Gym-Fly		4.4	12.550	21	3.9	10.350	15	6.1	12.300	9	5.3	12.750	6	19.7	47.950	13
491	Marie-Jeanne Fortier	Viagym		3.8	12.000	25	4.3	11.950	8-T	4.9	11.800	14	4.1	12.100	15	17.1	47.850	14
475	Emily Blackner	Panthers Gymnastics		4.5	12.800	14-T	5.7	12.600	4	3.8	9.600	26	4.8	11.950	17	18.8	46.950	15
444	Breanna Franklin	Gymnastics Adventure		4.4	12.750	16	3.2	9.100	23	4.8	12.250	10	5.1	12.550	10	17.5	46.650	16
451	Sarah-Maude Lachance	Gym-Plus		4.0	12.350	23	4.6	9.700	17	4.7	11.850	12-T	4.7	11.650	20	18.0	45.550	17-T
426	Clair Kaji	Flicka Gymnastics		4.0	12.200	24	3.4	9.600	19-T	5.1	11.850	12-T	5.2	11.900	18	17.7	45.550	17-T
487	Nicole Chow	TAG Sports Centre		4.0	12.650	18-T	4.4	9.050	24	5.5	11.200	23	4.8	12.500	11-T	18.7	45.400	19
463	Charlie Wright	Marian Gymnastics		3.8	11.500	26	3.3	9.600	19-T	5.0	11.750	15-T	5.2	12.300	13	17.3	45.150	20
492	Marilou Banville	Wingym		4.0	12.650	18-T	3.1	9.250	21	4.9	11.700	17	4.9	11.200	21	16.9	44.800	21
412	Jayce Roberge	Club Gymnamic		4.4	12.850	12-T	3.8	8.900	25	4.7	11.300	22	4.2	10.650	23	17.1	43.700	22
490	Emilie Dumont	Viagym		4.2	12.600	20	4.3	9.200	22	5.0	11.400	20-T	4.3	10.050	25	17.8	43.250	23-T
486	Taylor Chan	TAG Sports Centre		4.4	13.050	8-T	2.7	7.000	28	5.1	10.600	24	5.2	12.600	7-T	17.4	43.250	23-T
462	Alexus Downey	Halifax Alta		4.7	12.450	22	2.6	9.650	18	4.9	10.250	25	4.3	8.750	26	16.5	41.100	25
485	Sofia Savkovic	Surrey Gymnastic		4.4	12.800	14-T	3.2	8.300	27	5.3	9.150	27	4.7	10.600	24	17.6	40.850	26
405	Madison Copiak	Calgary Gym					5.7	12.100	6-T	5.7	11.900	11				11.4	24.000	27
445	Tara Mauchel	Gym Mississauga					4.4	11.950	8-T							4.4	11.950	28

2012 ELITE CANADA

Women's Artistic Gymnastics

Mississauga • Hershey Sports Zone • Feb. 17-19

JUNIOR WOMEN: EVENT FINALS

Sun. Feb. 19, 2012



Vault / Saut

ID #	Name	Club	Vault 1	Vault 2	Bonus	Score	Rank
473	Shallon Olsen	Omega Gymnastics	6.8, 13.350	5.3, 13.250	0.6	14.900	1
496	Maegan Chant	World Class	5.3, 13.950	5.3, 13.850	0.6	14.500	2
419	Kirsten Peterman	Dynamo Gymnastics	5.1, 13.400	4.1, 12.700	0.6	13.650	3
446	Mariana Colussi-Pelaez	Oakville Gymnastics	5.1, 13.600	4.4, 13.150		13.375	4
456	Victoria-Kayen Woo	Gym-Richelieu	5.1, 13.850	4.4, 12.750		13.300	5
486	Taylor Chan	TAG Sports Centre	4.4, 13.450	4.2, 12.900		13.175	6
468	Makinli Handley	Okanagan Gymnastics	5.1, 13.800	4.0, 12.450		13.125	7
432	Casey Carvalho	Futures	5.0, 13.550	4.0, 12.300	0.1	12.925	8



Uneven Bars / Barres asymétriques

ID #	Name	Club	Diff.	Score	Rank
456	Victoria-Kayen Woo	Gym-Richelieu	5.1	13.100	1
455	Rose-Kalam Woo	Gym-Richelieu	5.2	12.650	2T
473	Shallon Olsen	Omega Gymnastics	5.9	12.650	2T
405	Madison Copiak	Calgary Gym	5.6	12.600	4T
475	Emily Blackner	Panthers Gymnastics	5.7	12.600	4T
496	Maegan Chant	World Class	5.0	12.150	6
445	Tara Mauchel	Gym Mississauga	4.4	11.000	7
432	Casey Carvalho	Futures	4.8	9.700	8



Beam / Poutre

ID #	Name	Club	Diff.	Score	Rank
455	Rose-Kalam Woo	Gym-Richelieu	5.8	14.200	1
420	Abby Stacey	Dynamo Gymnastics	5.2	13.100	2
432	Casey Carvalho	Futures	5.6	12.950	3
449	Ivy Lu	Gymnix	5.7	12.850	4
404	Heaven Latimer	Brantford	6.0	12.700	5
446	Mariana Colussi-Pelaez	Oakville Gymnastics	4.8	12.550	6
456	Victoria-Kayen Woo	Gym-Richelieu	4.8	12.250	7
473	Shallon Olsen	Omega Gymnastics	5.8	12.000	8



Floor Exercise / Sol

ID #	Name	Club	Diff.	Score	Rank
473	Shallon Olsen	Omega Gymnastics	6.2	14.350	1
496	Maegan Chant	World Class	6.1	13.900	2
456	Victoria-Kayen Woo	Gym-Richelieu	5.1	13.350	3
468	Makinli Handley	Okanagan Gymnastics	5.4	13.200	4
441	Helody Cyrenne	Gym-Fly	5.4	12.800	5
419	Kirsten Peterman	Dynamo Gymnastics	5.1	12.650	6
486	Taylor Chan	TAG Sports Centre	5.2	12.400	7
420	Abby Stacey	Dynamo Gymnastics	5.3	12.250	8








2012 ELITE CANADA

Women's Artistic Gymnastics

Mississauga • Hershey Sports Zone • Feb. 17-19

Fri. Feb. 17

Senior Women – Day 1																		
ID #	Gymnast's Name	Prov / Club	YOB	Vault / Sault			U. Bars / Barres A			Beam / Poutre			Floor / Sol			All Around / Total		
				D	Score	Rank	D	Score	Rank	D	Score	Rank	D	Score	Rank	D	Score	Rank
438	Kristina Vaculik	Gemini		5.0	13.950	6	5.8	14.200	2	5.8	14.650	1	5.2	13.550	2	21.8	56.350	1
428	Brittany Rogers	Flicka Gymnastics		5.8	14.500	1	6.0	14.300	1	5.6	13.750	5	5.4	12.600	11	22.8	55.150	2
418	Victoria Moors	Dynamo Gymnastics		5.8	14.400	2	5.3	13.300	6	5.3	13.050	12-T	5.9	14.300	1	22.3	55.050	3
416	Madeline Gardiner	Dynamo Gymnastics		5.0	13.800	10-T	5.5	13.200	7	5.9	14.250	2	5.3	13.400	4-T	21.7	54.650	4
434	Kaitlyn Hofland	Futures		5.3	14.300	3	5.5	13.650	5	5.7	12.350	16	5.4	13.200	7	21.9	53.500	5
478	Stefanie Merkle	Revolution Gym		5.0	14.000	5	4.5	11.600	16	5.7	13.900	3	5.5	13.500	3	20.7	53.000	6
466	Mikaela Gerber	Oakville Gymnastics		5.0	13.850	7-T	4.8	12.600	8	5.2	13.050	12-T	5.1	13.350	6	20.1	52.850	7
453	Bianca Dancose-Giambattisto	Gym-Richelieu		5.0	13.800	10-T	5.5	14.000	3	5.3	13.350	8-T	4.5	11.350	21	20.3	52.500	8
461	Ellie Black	Halifax Alta		5.5	13.050	23	4.8	12.050	12	5.9	13.850	4	5.4	13.400	4-T	21.6	52.350	9
433	Gabriella Douglas	Futures		5.0	13.550	18-T	3.9	11.300	19	6.0	13.350	8-T	5.2	12.650	10	20.1	50.850	10
497	Krishna Yemany	Oakville Gymnastics		5.0	13.700	14	5.2	11.450	17	5.5	13.600	6	4.6	11.850	19	20.3	50.600	11
437	Hailee Westney	Futures		4.4	12.100	26	4.3	11.800	13-T	5.2	13.150	10	4.5	12.250	16	18.4	49.300	12
430	Briannah Tsang	Flicka Gymnastics		5.3	14.150	4	4.8	11.350	18	5.0	11.550	21	5.0	12.100	17-T	20.1	49.150	13
439	Natalie Vaculik	Gemini		5.0	13.750	12-T	5.3	13.800	4	4.7	10.700	25-T	5.1	10.850	24	20.1	49.100	14
425	Laura-Ann Chong	Flicka Gymnastics		4.8	13.250	22	5.1	12.400	9	4.6	10.850	24	4.9	12.400	13-T	19.4	48.900	15
450	Eliane Kulczyk	Gym-Plus		4.6	13.550	18-T	4.4	10.550	22-T	4.5	12.600	15	5.4	12.100	17-T	18.9	48.800	16
431	Shae Zamardi	Flicka Gymnastics		5.0	13.550	18-T	5.5	12.200	11	5.2	12.150	18	5.1	10.700	25	20.8	48.600	17
495	Sabrina Tomassini	Wimgym		5.0	13.650	15-T	4.6	11.800	13-T	5.1	12.300	17	5.3	10.300	28	20.0	48.050	18
413	Anna Gamelo	Discovery		5.0	13.850	7-T	4.3	10.850	20	4.7	10.250	29	5.1	12.500	12	19.1	47.450	19
427	Taylor Ricci	Flicka Gymnastics		5.0	13.600	17	4.6	7.700	27-T	5.4	12.000	19	5.3	12.950	8	20.3	46.250	20-T
429	Emma Sibson	Flicka Gymnastics		5.0	13.750	12-T	4.1	10.550	22-T	4.7	11.050	23	4.8	10.900	23	18.6	46.250	20-T
484	Sydney McEachern	Springers Gymnastics		5.0	13.650	15-T	4.0	10.000	25	4.3	10.700	25-T	4.8	11.550	20	18.1	45.900	22
424	Jennifer Chew	Flicka Gymnastics		4.6	12.600	25	4.6	10.250	24	4.5	11.250	22	4.2	10.350	26-T	17.9	44.450	23
458	Mackenzie Itcush	Gymtastics		4.4	12.900	24	4.7	7.700	27-T	4.7	11.800	20	5.0	11.200	22	18.8	43.600	24
410	Samantha Ward	Capital City Gym		4.0	11.850	27	3.4	10.600	21	4.7	10.450	27-T	4.8	10.350	26-T	16.9	43.250	25
401	Talia Chiarelli	Bluewater		5.0	13.450	21	5.1	11.700	15	5.2	12.950	14				15.3	38.100	26
483	Sarah Flett	Springers Gymnastics		5.0	13.850	7-T	3.2	8.300	26				4.9	12.400	13-T	13.1	34.550	27
448	Paraskevi Babalis	Gymnix								5.8	13.550	7	5.2	12.900	9	11.0	26.450	28








2012 ELITE CANADA

Women's Artistic Gymnastics

Mississauga • Hershey Sports Zone • Feb. 17-19

Fri. Feb. 17

Senior Women – Day 1				 Vault / Saut			 U. Bars / Barres A			 Beam / Poutre			 Floor / Sol			 All Around / Total		
ID #	Gymnast's Name	Prov / Club	YOB	D	Score	Rank	D	Score	Rank	D	Score	Rank	D	Score	Rank	D	Score	Rank
415	Jessica Dowling	Dynamo Gymnastics					5.4	12.300	10	5.2	13.100	11				10.6	25.400	29
459	Emily Lennon	Gymtastics								5.2	10.450	27-T	4.9	12.300	15	10.1	22.750	30
488	Sin To	U Of Calgary					3.1	6.850	29	2.6	4.050	30				5.7	10.900	31

2012 ELITE CANADA

Women's Artistic Gymnastics

Mississauga • Hershey Sports Zone • Feb. 17-19

SENIOR WOMEN: EVENT FINALS

Sun. Feb. 19, 2012



Vault / Saut

ID #	Name	Club	Vault 1	Vault 2	Bonus	Score	Rank
461	Ellie Black	Halifax Alta	5.5, 14.700	5.0, 14.200	0.30	14.750	1
428	Brittany Rogers	Flicka Gymnastics	5.8, 14.800	5.0, 13.750	0.30	14.575	2
429	Emma Sibson	Flicka Gymnastics	5.0, 13.800	5.0, 14.100	0.30	14.250	3
438	Kristina Vaculik	Gemini	5.0, 13.950	4.8, 13.700	0.15	13.975	4
483	Sarah Flett	Springers Gymnastics	5.0, 14.000	4.4, 13.650		13.825	5
427	Taylor Ricci	Flicka Gymnastics	5.0, 13.800	4.6, 12.250	0.30	13.325	6
450	Eliane Kulczyk	Gym-Plus	4.6, 12.500	4.7, 13.400	0.30	13.250	7
495	Sabrina Tomassini	Wingym	5.0, 13.550	4.8, 12.300	0.30	13.225	8



Uneven Bars / Barres asymétriques

ID #	Name	Club	Diff.	Score	Rank
428	Brittany Rogers	Flicka Gymnastics	6.0	14.500	1
438	Kristina Vaculik	Gemini	6.0	14.100	2
418	Victoria Moors	Dynamo Gymnastics	5.3	13.300	3
439	Natalie Vaculik	Gemini	5.3	12.850	4
466	Mikaela Gerber	Oakville Gymnastics	4.8	12.800	5
434	Kaitlyn Hofland	Futures	5.4	11.900	6
453	Bianca Dancose-Giambattisto	Gym-Richelieu	5.4	11.200	7
416	Madeline Gardiner	Dynamo Gymnastics	4.2	11.150	8



Beam / Poutre

ID #	Name	Club	Diff.	Score	Rank
416	Madeline Gardiner	Dynamo Gymnastics	5.9	14.400	1
438	Kristina Vaculik	Gemini	5.6	14.200	2
461	Ellie Black	Halifax Alta	5.9	13.550	3
433	Gabriella Douglas	Futures	6.0	13.500	4
428	Brittany Rogers	Flicka Gymnastics	5.2	13.300	5
478	Stefanie Merkle	Revolution Gym	5.7	12.900	6
448	Paraskevi Babalis	Gymnix	5.6	12.550	7
497	Krishna Yemany	Oakville Gymnastics	5.0	11.750	8



Floor Exercise / Sol

ID #	Name	Club	Diff.	Score	Rank
418	Victoria Moors	Dynamo Gymnastics	5.9	14.650	1
478	Stefanie Merkle	Revolution Gym	5.5	13.800	2
438	Kristina Vaculik	Gemini	5.2	13.750	3
466	Mikaela Gerber	Oakville Gymnastics	5.1	13.300	4
416	Madeline Gardiner	Dynamo Gymnastics	5.2	13.250	5
427	Taylor Ricci	Flicka Gymnastics	5.3	12.850	6
461	Ellie Black	Halifax Alta	5.0	12.600	7
434	Kaitlyn Hofland	Futures	5.4	11.550	8