








2010 Canadian Linen & Uniform BC Gymnastics

Women's Artistic Gymnastics

Langley Gymnastics Foundation (Langley Events Centre) April 9-11

Session 1: P2 Argo Combined

Gymnast's Name	Club	Vault Saut 			Bars Barres 			Beam Poutre 			Floor Sol 			All Around Total 			
		D	Score	Rk	D	Score	Rk	D	Score	Rk	D	Score	Rk	D	Score	Rk	
111	Seina Cho	Z3 - Omega	3.5	11.650	12-T	3.7	12.800	1	3.7	12.800	1	3.7	12.650	3-T	14.6	49.900	1
115	Vanessa Beckman	Z3 - Twisters	3.5	11.950	9	3.3	12.200	5	3.5	12.500	3-T	3.7	12.900	1	14.0	49.550	2
130	Sabrina Tsumura	Z5 - Flicka	3.5	11.550	17	3.3	12.400	2	3.7	12.550	2	3.7	12.650	3-T	14.2	49.150	3
132	Dina Lowe	Z5 - Phoenix	3.5	12.100	4	3.1	12.250	3-T	3.5	12.250	7-T	3.7	12.300	14-T	13.8	48.900	4
106	Jenna Mick	Z2 - OGC	3.5	11.500	18-T	3.0	12.050	7	3.5	12.500	3-T	3.5	12.450	11	13.5	48.500	5
110	Savannah Faulkner	Z3 - Langley	3.5	12.550	1	3.5	11.600	16-T	3.2	11.800	20	3.7	12.500	9-T	13.9	48.450	6
117	Emily Moorthy	Z3 - Twisters	3.5	11.900	10	3.3	11.750	13	3.5	12.150	9-T	3.7	12.600	7	14.0	48.400	7
107	Emily Gomes	Z3 - Club Aviva	3.5	11.700	11	3.3	12.150	6	3.5	11.950	16	3.7	12.250	17-T	14.0	48.050	8
116	Sydney Dyck	Z3 - Twisters	3.5	12.250	2	3.3	11.500	21-T	3.5	11.050	30-T	3.7	12.750	2	14.0	47.550	9
127	Ashley Obsieger	Z5 - Flicka	3.5	12.050	5-T	3.1	11.550	19-T	3.5	11.750	21	3.7	12.150	24-T	13.8	47.500	10
129	Natalie Thornley-Hall	Z5 - Flicka	3.5	11.500	18-T	3.1	12.250	3-T	3.7	12.400	5	3.2	11.250	42	13.5	47.400	11
108	Jessie Nowotny	Z3 - Langley	3.5	12.050	5-T	3.5	11.700	14	3.7	12.050	11-T	3.7	11.500	40-T	14.4	47.300	12
123	Kerryanne Callahan	Z5 - Flicka	3.5	12.150	3	3.1	11.050	31	2.9	11.700	22	3.7	12.200	20-T	13.2	47.100	13
118	Morley Sol	Z3 - Twisters	3.5	11.450	22	3.0	11.600	16-T	3.5	12.000	14-T	3.7	11.950	28-T	13.7	47.000	14
109	Jaye-Lynn Dendaas	Z3 - Langley	3.5	11.100	30	3.4	11.950	8	3.5	11.200	29	3.7	12.650	3-T	14.1	46.900	15-T
124	Jamie Fourchalk	Z5 - Flicka	3.5	11.350	23-T	3.1	11.600	16-T	3.7	12.000	14-T	3.7	11.950	28-T	14.0	46.900	15-T
100	Kayley Lim	Z1 - Key City	3.5	12.000	8	3.1	10.900	34-T	3.0	11.600	23	3.7	12.250	17-T	13.3	46.750	17
102	Shayla Gifford	Z2 - KGTC	3.5	11.300	25-T	3.5	11.400	27-T	3.5	12.300	6	3.7	11.700	34-T	14.2	46.700	18-T
119	Jenna Anderson	Z4 - Delta	3.5	12.050	5-T	2.8	11.500	21-T	2.1	10.900	33	3.5	12.250	17-T	11.9	46.700	18-T








2010 Canadian Linen & Uniform BC Gymnastics

Women's Artistic Gymnastics

Langley Gymnastics Foundation (Langley Events Centre) April 9-11

Session 1: P2 Argo Combined

Gymnast's Name	Club	Vault Saut 			Bars Barres 			Beam Poutre 			Floor Sol 			All Around Total 			
		D	Score	Rk	D	Score	Rk	D	Score	Rk	D	Score	Rk	D	Score	Rk	
121	Oana Padurean	Z4 - Delta	3.5	10.900	32-T	3.1	11.500	21-T	3.5	11.850	17-T	3.7	12.350	12-T	13.8	46.600	20
136	Reese Wheeldon	Z6 - Falcon	3.5	10.350	44	3.1	11.800	10-T	3.7	12.150	9-T	3.7	12.200	20-T	14.0	46.500	21
122	Claudine Yip	Z4 - Delta	3.5	11.650	12-T	2.9	11.000	32	3.1	11.450	25-T	3.5	12.300	14-T	13.0	46.400	22
113	Darcy Schultz	Z3 - SPLITZ	3.5	11.600	15-T	3.1	11.450	25-T	3.5	11.050	30-T	3.5	12.200	20-T	13.6	46.300	23
128	Sophia Ogburn	Z5 - Flicka	3.5	11.600	15-T	2.8	10.000	44	3.5	12.250	7-T	3.7	12.350	12-T	13.5	46.200	24
101	Kristina Dodd	Z2 - KGTC	3.5	11.300	25-T	3.3	10.950	33	3.2	12.050	11-T	3.7	11.800	32-T	13.7	46.100	25
140	Pyper Burns	Z7 - Smithers Saltos	3.5	10.600	41-T	3.3	11.900	9	3.5	10.850	34-T	3.7	12.650	3-T	14.0	46.000	26
137	Katie Dohm	Z6 - Powell River	3.5	10.250	45	2.9	10.500	41	3.5	12.050	11-T	3.7	12.500	9-T	13.6	45.300	27
103	Sydney Leahy	Z2 - KGTC	3.5	11.650	12-T	3.1	10.650	39	3.7	10.550	37	3.7	12.200	20-T	14.0	45.050	28-T
142	Sophie Edwards	Z7 - Smithers Saltos	3.5	10.800	35-T	3.1	11.400	27-T	3.1	11.350	27	3.7	11.500	40-T	13.4	45.050	28-T
126	Chanelle McPhee	Z5 - Flicka	3.5	11.150	28-T	3.3	11.550	19-T	3.7	10.150	39-T	3.7	12.150	24-T	14.2	45.000	30-T
125	Lauren Henshaw	Z5 - Flicka	3.5	10.800	35-T	3.3	11.800	10-T	3.7	11.450	25-T	3.2	10.950	45	13.7	45.000	30-T
144	Kassidy Roblin	Z8 - North Peace	3.5	10.800	35-T	3.2	11.500	21-T	3.3	10.850	34-T	3.7	11.650	36-T	13.7	44.800	32
134	Saleen Burnett	Z6 - Falcon	3.5	10.750	39	3.1	11.450	25-T	2.7	10.450	38	3.7	12.100	27	13.0	44.750	33
146	Hannah Doucette	Z8 - Quesnel Technics	3.5	10.500	43	3.2	10.800	37	3.3	11.550	24	3.5	11.800	32-T	13.5	44.650	34-T
141	Haley Dykens	Z7 - Smithers Saltos	3.5	10.700	40	2.7	10.200	43	3.3	11.850	17-T	3.7	11.900	31	13.2	44.650	34-T
120	Michelle Anderton	Z4 - Delta	3.5	10.600	41-T	3.0	11.200	30	3.3	11.850	17-T	2.8	11.000	44	12.6	44.650	34-T
105	Grace Fecht	Z2 - OGC	3.5	11.350	23-T	3.0	11.650	15	2.5	10.000	41	3.5	11.650	36-T	12.5	44.650	34-T
135	Emily Rebneris	Z6 - Falcon	3.5	10.900	32-T	3.1	10.850	36	3.3	10.700	36	3.7	12.150	24-T	13.6	44.600	38








2010 Canadian Linen & Uniform BC Gymnastics

Women's Artistic Gymnastics

Langley Gymnastics Foundation (Langley Events Centre) April 9-11

Session 1: P2 Argo Combined

Gymnast's Name	Club	Vault Saut 			Bars Barres 			Beam Poutre 			Floor Sol 			All Around Total 		
		D	Score	Rk	D	Score	Rk	D	Score	Rk	D	Score	Rk	D	Score	Rk
143 Enya Watson	Z7 - Smithers Saltos	3.5	10.800	35-T	3.1	11.800	10-T	3.7	10.150	39-T	3.2	11.700	34-T	13.5	44.450	39
104 Jade Wood	Z2 - KGTC	3.5	11.150	28-T	3.1	10.550	40	3.1	9.750	42	3.7	12.550	8	13.4	44.000	40
114 Kayla Dudley	Z3 - TAG	3.5	11.000	31	3.2	10.750	38	3.3	11.000	32	3.7	11.200	43	13.7	43.950	41
139 Darby McIntyre	Z6 - Saltspring	3.5	11.300	25-T	3.1	9.650	45	3.3	11.250	28	3.7	11.550	39	13.6	43.750	42
131 Sae Kowalewski	Z5 - Flicka	3.5	11.500	18-T	2.9	10.900	34-T	2.1	8.800	45	3.7	12.300	14-T	12.2	43.500	43
145 Mekenna Parker	Z8 - Prince George	3.5	11.500	18-T	2.8	10.400	42	2.5	9.500	43	3.7	11.950	28-T	12.5	43.350	44
138 Katya Senilova	Z6 - Powell River	3.5	10.850	34	3.5	11.350	29	3.1	9.200	44	3.7	11.600	38	13.8	43.000	45



2010 Canadian Linen & Uniform Service BC Gym

Women's Artistic Gymnastics

Langley Gymnastics Foundation (Langley Events Centre) April 9-11, 2010

Session 1: P2 Tyro Combined

ID #	Gymnast's Name	Club	Vault Saut			Bars Barres			Beam Poutre			Floor Sol			All Around Total		
			D	Score	Rk	D	Score	Rk	D	Score	Rk	D	Score	Rk	D	Score	Rk
164	Shanya Dhindsa	Z3 - Surrey	3.5	11.850	21-T	3.3	12.550	1-T	3.7	12.700	2	3.7	12.400	8-T	14.2	49.500	1
163	Kira Fearn	Z3 - Splitz	3.5	12.500	3	3.3	12.250	8	3.7	12.050	10-T	3.7	12.600	4	14.2	49.400	2
167	Marina Szabo	Z3 - Surrey	3.5	12.150	10-T	3.3	12.100	12-T	3.7	12.450	4	3.7	12.500	5	14.2	49.200	3
176	Claire Jansen	Z5 - Flicka	3.5	12.250	7-T	3.1	12.050	14-T	3.5	12.400	5	3.7	12.400	8-T	13.8	49.100	4
166	RayAnne Quinn	Z3 - Surrey	3.5	11.900	19-T	3.3	11.750	26-T	3.5	12.750	1	3.7	12.450	6-T	14.0	48.850	5
161	Jadyn Shen	Z3 - Langley	3.5	12.050	12-T	3.5	12.300	6-T	3.7	12.050	10-T	3.7	12.400	8-T	14.4	48.800	6
159	Jillian Kennedy	Z3 - Langley	3.5	12.300	5-T	3.5	12.350	5	3.7	11.700	18-T	3.7	12.350	13	14.4	48.700	7
162	Amber Skemp	Z3 - SPLITZ	3.5	11.700	27	3.5	12.400	4	3.5	12.050	10-T	3.7	12.400	8-T	14.2	48.550	8
158	Kirsten Jewitt	Z3 - Club Aviva	3.5	12.300	5-T	3.3	11.700	29-T	3.5	12.050	10-T	3.7	12.450	6-T	14.0	48.500	9
160	Alexis Wernitz	Z3 - Langley	3.5	11.500	31	3.6	12.550	1-T	3.5	12.550	3	3.7	11.800	24-T	14.3	48.400	10
171	Alicia Farquharson	Z4 - Delta	3.5	11.450	32	3.1	11.900	19-T	3.7	11.950	15	3.7	12.700	2	14.0	48.000	11
174	Catherine Ylo	Z4 - Richmond	3.5	12.700	1	3.3	11.100	36	3.5	11.800	17	3.7	12.300	14-T	14.0	47.900	12-T
165	Ashley Omid	Z3 - Surrey	3.5	11.250	38	3.3	12.200	9-T	3.5	12.350	6	3.7	12.100	17-T	14.0	47.900	12-T
178	Nicole McMahon	Z5 - Flicka	3.5	11.950	17-T	3.5	12.200	9-T	3.3	11.600	21-T	3.7	12.100	17-T	14.0	47.850	14
173	Jenna Rasiuk	Z4 - Richmond	3.5	11.400	33-T	3.5	11.900	19-T	3.7	12.100	9	3.7	12.400	8-T	14.4	47.800	15
175	Alora Jones	Z4 - Wings	3.5	12.000	14-T	3.5	10.350	44	3.7	12.200	8	3.7	12.750	1	14.4	47.300	16-T
181	Keeley Wentzel	Z5 - Whistler	3.5	11.850	21-T	3.3	12.500	3	3.5	10.850	27-T	3.7	12.100	17-T	14.0	47.300	16-T
184	Elan Baildham-Troje	Z6 - H.C.G.C	3.5	12.250	7-T	3.3	12.000	17-T	3.5	11.100	26	3.7	11.900	22-T	14.0	47.250	18



2010 Canadian Linen & Uniform Service BC Gym

Women's Artistic Gymnastics

Langley Gymnastics Foundation (Langley Events Centre) April 9-11, 2010

Session 1: P2 Tyro Combined

ID #	Gymnast's Name	Club	Vault Saut			Bars Barres			Beam Poutre			Floor Sol			All Around Total		
			D	Score	Rk	D	Score	Rk	D	Score	Rk	D	Score	Rk	D	Score	Rk
186	Delaney Frazer	Z6 - H.C.G.C	3.5	11.900	19-T	3.1	11.800	25	3.3	11.600	21-T	3.7	11.800	24-T	13.6	47.100	19
191	Mary-Kate Barwise	Z8 - Prince Georg	3.5	11.800	26	3.5	12.200	9-T	3.5	11.500	23	3.7	11.500	33-T	14.2	47.000	20
168	Katrina Penner-Loat	Z3 - Twisters	3.5	10.650	43	3.5	12.000	17-T	3.7	12.250	7	3.7	11.900	22-T	14.4	46.800	21-T
189	Ally Tomaz	Z7 - Terrace Peak	3.5	12.600	2	2.5	10.250	45	3.0	11.650	20	3.7	12.300	14-T	12.7	46.800	21-T
152	Kylie Penner	Z1 - Key City	3.5	12.150	10-T	3.3	11.750	26-T	3.3	10.850	27-T	3.7	11.950	21	13.8	46.700	23
157	Brooke Murray	Z2 - OGC	3.5	12.250	7-T	3.3	12.050	14-T	3.5	10.700	31	3.3	11.650	29	13.6	46.650	24
147	Ella Keelan	Z1 - Glacier	3.5	11.850	21-T	3.3	12.300	6-T	2.7	9.750	43	3.7	12.650	3	13.2	46.550	25
180	Carly Mann	Z5 - Whistler	3.5	11.850	21-T	3.3	11.750	26-T	3.3	11.300	24	3.7	11.600	30-T	13.8	46.500	26
172	Yuri Oda	Z4 - Richmond	3.5	11.350	36-T	2.9	11.700	29-T	3.7	12.050	10-T	3.2	11.200	38-T	13.3	46.300	27
150	Selma Janbey	Z1 - Key City	3.5	12.000	14-T	3.1	11.850	23-T	2.8	10.650	32	3.7	11.500	33-T	13.1	46.000	28
170	Larissa Chan	Z4 - Delta	3.5	10.850	41	2.3	11.150	35	3.7	11.900	16	3.5	12.000	20	13.0	45.900	29
177	Kendra Kerr	Z5 - Flicka	3.5	11.400	33-T	3.3	11.900	19-T	3.7	10.750	30	3.7	11.750	27	14.2	45.800	30
169	Angela Anthoine	Z4 - Delta	3.5	10.800	42	2.8	11.000	37-T	3.3	11.700	18-T	3.7	12.250	16	13.3	45.750	31
179	Tessa Wilson	Z5 - Phoenix	3.5	11.850	21-T	3.3	12.100	12-T	3.5	10.500	35-T	2.7	10.950	41-T	13.0	45.400	32
187	Sarah Brown	Z6 - Nanaimo	3.5	11.600	29-T	3.1	11.450	31	3.5	10.600	33	3.5	11.600	30-T	13.6	45.250	33
182	Allie Olson	Z6 - Chimo	3.5	11.650	28	3.3	11.850	23-T	3.3	11.150	25	2.7	10.350	45-T	12.8	45.000	34
185	Mccalli Franklin	Z6 - H.C.G.C	3.5	12.050	12-T	2.7	10.600	40-T	3.5	10.500	35-T	3.7	11.700	28	13.4	44.850	35
151	Ciara Orr	Z1 - Key City	3.5	11.600	29-T	3.3	11.350	32-T	2.8	10.400	37-T	3.7	11.400	35	13.3	44.750	36








2010 Canadian Linen & Uniform Service BC Gym

Women's Artistic Gymnastics

Langley Gymnastics Foundation (Langley Events Centre) April 9-11, 2010

Session 1: P2 Tyro Combined

ID #	Gymnast's Name	Club	Vault Saut 			Bars Barres 			Beam Poutre 			Floor Sol 			All Around Total 		
			D	Score	Rk	D	Score	Rk	D	Score	Rk	D	Score	Rk	D	Score	Rk
194	Kayla Russman	Z8 - Prince Georg	3.5	11.200	39	3.5	12.050	14-T	3.3	10.350	40	3.7	10.900	43	14.0	44.500	37
149	Grace Hildebrandt	Z1 - Key City	3.5	10.450	45	3.3	11.900	19-T	3.5	10.250	41	3.7	11.300	36-T	14.0	43.900	38
192	Jaymie Hinks	Z8 - Prince Georg	3.5	12.350	4	3.1	11.200	34	3.1	10.400	37-T	2.7	9.750	47	12.4	43.700	39
188	Robin Price	Z7 - Smithers Salt	3.5	11.400	33-T	3.5	11.000	37-T	3.1	10.150	42	3.5	10.650	44	13.6	43.200	40-T
148	Jenna Bedell	Z1 - Key City	3.5	11.950	17-T	3.1	9.300	46	2.5	10.400	37-T	3.7	11.550	32	12.8	43.200	40-T
183	Lily Smith	Z6 - Duncan Dyna	3.5	10.500	44	3.1	10.850	39	3.7	10.800	29	3.7	10.950	41-T	14.0	43.100	42
156	Emilee Gal	Z2 - KGTC	3.5	11.000	40	2.3	10.550	42	3.5	9.400	44	3.7	11.800	24-T	13.0	42.750	43
190	Aleisha Kantz	Z8 - North Peace	3.5	12.000	14-T	3.1	11.350	32-T	2.6	8.400	47	3.7	10.350	45-T	12.9	42.100	44
154	Camille Hayter	Z2 - FitKidz	3.5	9.900	47-T	2.3	10.400	43	1.9	8.850	46	3.5	11.300	36-T	11.2	40.450	45
193	Rhiana Palfy	Z8 - Prince Georg	3.5	11.350	36-T	2.6	6.700	48	2.8	10.550	34	3.7	11.200	38-T	12.6	39.800	46
153	Nadia Compagnaro	Z2 - FitKidz	3.5	10.350	46	2.9	10.600	40-T	1.3	4.250	48	3.5	11.100	40	11.2	36.300	47
155	Melanie Martens	Z2 - FitKidz	3.5	9.900	47-T	2.2	7.600	47	1.9	9.250	45	1.8	8.000	48	9.4	34.750	48








2010 Canadian Linen & Uniform Service BC Gyn

Women's Artistic Gymnastics

Langley Gymnastics Foundation (Langley Events Centre) April 9-11, 2010

Session 2: P2 Novice Combined

ID #	Gymnast's Name	Club	Vault Saut 			Bars Barres 			Beam Poutre 			Floor Sol 			All Around Total 		
			D	Score	Rk	D	Score	Rk	D	Score	Rk	D	Score	Rk	D	Score	Rk
212	Madison Principe	Z3 - Surrey	3.5	12.750	1	3.5	12.450	3	3.5	12.700	1	3.7	12.500	4	14.2	50.400	1
199	Lauryn Savage	Z1 - Key City	3.5	12.600	4	3.5	12.650	1-T	3.7	12.000	8-T	3.7	12.700	2	14.4	49.950	2
200	Catherine Spencer	Z1 - Key City	3.5	12.250	8-T	3.5	12.650	1-T	3.3	11.800	13	3.7	12.950	1	14.0	49.650	3
198	Madysen Sandberg	Z1 - Key City	3.5	12.300	7	3.3	12.200	5	3.5	12.200	4-T	3.7	12.550	3	14.0	49.250	4
211	Emily Carroll	Z3 - Surrey	3.5	12.650	2-T	3.5	11.950	8-T	3.5	11.900	11-T	3.7	11.600	29-T	14.2	48.100	5
232	Gabrielle Janicki	Z6 - Falcon	3.5	12.650	1	3.1	11.950	8-T	3.3	11.900	11-T	3.7	11.400	34-T	13.6	47.900	6
208	Michelle Cooper	Z3 - Kerrigan	3.5	12.250	8-T	3.3	11.900	11	3.7	11.500	16	3.7	12.100	14-T	14.2	47.750	7
215	Emilie Webb	Z4 - Delta	3.5	11.700	9-T	2.8	11.000	29-T	3.7	12.600	2	3.7	12.250	11-T	13.7	47.550	8
210	Sumara Stroshein	Z3 - Langley	3.5	11.700	23-T	3.1	12.150	6-T	2.5	11.050	25-T	3.7	12.400	6-T	12.8	47.300	9
216	Emma Crooks	Z4 - Wings	3.5	11.700	9-T	3.3	11.200	25-T	3.5	12.000	8-T	3.7	12.350	10	14.0	47.250	10-T
238	Kara Zurak	Z8 - Cariboo Chilcotin	3.5	12.000	11-T	3.1	11.850	12-T	2.9	11.550	15	3.7	11.850	22	13.2	47.250	10-T
213	Jessica Woods	Z3 - Surrey	3.5	11.600	30	3.1	11.950	8-T	3.3	12.100	7	3.7	11.550	31-T	13.6	47.200	12
197	Cherish Parisien	Z1 - Key City	3.5	12.400	6	3.3	10.900	33	3.7	11.300	19-T	3.7	12.450	5	14.2	47.050	13
214	Chanel Noble	Z3 - White Rock	3.5	11.500	31-T	3.0	11.300	23-T	3.3	12.150	6	3.7	11.900	18-T	13.5	46.850	14
228	Melissa Morton	Z6 - Campbell River	3.5	11.750	19-T	3.3	12.150	6-T	3.5	10.500	37-T	3.7	12.400	6-T	14.0	46.800	15
237	Brooklynn Fekete	Z7 - Terrace Peaks	3.5	11.800	15-T	3.3	11.650	17	3.5	12.300	3	2.7	10.800	45	13.0	46.550	16
223	Ashley Forman	Z5 - Flicka	3.5	11.750	6-T	3.3	11.750	14-T	3.5	11.200	21-T	3.7	11.800	23-T	14.0	46.500	17
218	Savana Fogh	Z4 - Wings	3.5	11.350	15-T	2.8	10.700	37-T	3.7	12.200	4-T	3.5	12.200	13	13.5	46.450	18
243	Alexis Wright	Z8 - Quesnel Technics	3.5	11.250	42-T	2.9	11.400	20-T	3.1	11.150	23	3.5	12.400	6-T	13.0	46.200	19








2010 Canadian Linen & Uniform Service BC Gyn

Women's Artistic Gymnastics

Langley Gymnastics Foundation (Langley Events Centre) April 9-11, 2010

Session 2: P2 Novice Combined

ID #	Gymnast's Name	Club	Vault Saut 			Bars Barres 			Beam Poutre 			Floor Sol 			All Around Total 		
			D	Score	Rk	D	Score	Rk	D	Score	Rk	D	Score	Rk	D	Score	Rk
217	Christina Di Cesare	Z4 - Wings	3.5	12.500	2	3.4	11.400	20-T	3.0	10.650	34-T	3.7	11.600	29-T	13.6	46.150	20
195	Haley Casselman	Z1 - Key City	3.5	11.800	15-T	2.5	11.350	22	3.1	10.900	27-T	3.5	11.800	23-T	12.6	45.850	21
240	Kimberly Marsh	Z8 - Prince George	3.5	11.900	14	3.2	10.950	32	3.3	11.650	14	3.7	11.300	36-T	13.7	45.800	22
207	Sarah Stewart	Z3 - Club Aviva	3.5	11.650	28-T	3.3	11.200	25-T	3.5	11.200	21-T	3.7	11.700	26-T	14.0	45.750	23-T
241	Danielle Carter	Z8 - Quesnel Technics	3.5	11.500	31-T	3.0	10.750	36	3.5	11.400	17-T	3.7	12.100	14-T	13.7	45.750	23-T
236	Ashlynn Jackson	Z7 - Smithers Saltos	3.5	11.400	35-T	3.3	12.300	4	3.5	10.900	27-T	3.7	11.100	39-T	14.0	45.700	25-T
209	Bailey Burke	Z3 - Langley	3.5	12.000	11-T	3.3	11.300	23-T	3.1	10.500	37-T	3.7	11.900	18-T	13.6	45.700	25-T
233	Caitlyn Brooks	Z6 - H.C.G.C	3.5	11.700	9-T	2.5	10.200	42	3.7	11.950	10	3.7	11.800	23-T	13.4	45.650	27
220	Raquel Slotten	Z4 - Wings	3.5	11.350	15-T	2.7	10.850	34	3.3	11.300	19-T	3.5	12.100	14-T	13.0	45.600	28
224	Kaleigh Matheson	Z5 - Flicka	3.5	11.700	9-T	3.3	11.550	18-T	3.5	10.800	32	3.2	11.300	36-T	13.5	45.350	29
205	Yelenna Landry	Z2 - KATTS	3.5	11.750	6-T	3.0	11.000	29-T	3.3	10.850	30-T	3.7	11.700	26-T	13.5	45.300	30
235	Natalie Verdiel	Z6 - Powell River	3.5	11.400	14	3.3	11.000	29-T	3.0	10.650	34-T	3.7	12.000	17	13.5	45.050	31
229	Cassidy Fernandes	Z6 - Duncan Dynamics	3.5	11.800	5	2.6	11.050	27-T	3.5	10.600	36	3.7	11.550	31-T	13.3	45.000	32
196	Riley Knudsgaard	Z1 - Key City	3.5	11.650	28-T	2.9	11.050	27-T	2.5	10.750	33	3.5	11.400	34-T	12.4	44.850	33
239	Carlie Dunn	Z8 - North Peace	3.5	11.350	37-T	3.1	10.300	41	3.7	11.400	17-T	3.7	11.650	28	14.0	44.700	34-T
234	Kearah Ward	Z6 - H.C.G.C	3.5	11.300	17-T	2.9	11.700	16	3.0	9.800	43	3.7	11.900	18-T	13.1	44.700	34-T
227	Katie Lund	Z6 - Campbell River	3.5	11.800	15-T	3.1	11.550	18-T	3.1	9.300	45	3.5	11.900	18-T	13.2	44.550	36
226	Sophie Calderhead	Z5 - Phoenix	3.5	12.200	3	3.1	11.850	12-T	2.2	8.600	47	3.7	11.550	31-T	12.5	44.200	37
204	Abby Murphy	Z2 - KGTC	3.5	11.250	19-T	2.3	10.600	40	3.1	11.100	24	2.9	11.200	38	11.8	44.150	38








2010 Canadian Linen & Uniform Service BC Gyn

Women's Artistic Gymnastics

Langley Gymnastics Foundation (Langley Events Centre) April 9-11, 2010

Session 2: P2 Novice Combined

ID #	Gymnast's Name	Club	Vault Saut 			Bars Barres 			Beam Poutre 			Floor Sol 			All Around Total 		
			D	Score	Rk	D	Score	Rk	D	Score	Rk	D	Score	Rk	D	Score	Rk
230	Olivia Nelson	Z6 - Duncan Dynamics	3.5	11.100	21	3.3	10.700	37-T	2.8	9.900	41	3.7	12.400	6-T	13.3	44.100	39
231	Courtney Roscoe	Z6 - Duncan Dynamics	3.5	11.750	6-T	2.8	8.900	47-T	2.8	11.050	25-T	3.7	12.250	11-T	12.8	43.950	40-T
242	Taylor Dotto	Z8 - Quesnel Technics	3.5	11.500	31-T	2.9	10.650	39	2.5	10.850	30-T	3.2	10.950	42-T	12.1	43.950	40-T
225	Madeleine Arthur	Z5 - Phoenix	3.5	10.850	22	3.3	11.750	14-T	2.9	10.500	37-T	2.0	10.250	46	11.7	43.350	42
203	Meghan McGillivray	Z2 - KGTC	3.5	10.600	23	3.1	10.000	43	3.3	10.900	27-T	3.7	11.100	39-T	13.6	42.600	43
201	Tana Holowenko	Z2 - FitKidz	3.5	11.300	17-T	2.4	10.800	35	2.5	9.550	44	3.5	10.850	44	11.9	42.500	44
202	Angel Stanvick	Z2 - FitKidz	3.5	11.950	4	2.6	9.900	44	2.8	8.450	48	3.0	10.950	42-T	11.9	41.250	45
222	Neela Todd	Z5 - Bowen Island	3.5	11.450	13	2.7	8.900	47-T	3.1	9.200	46	3.7	11.100	39-T	13.0	40.650	46
206	cori calkins	Z2 - Momentum	3.5	11.250	19-T	2.6	9.400	46	2.6	9.850	42	3.7	9.600	48	12.4	40.100	47
221	Ashley Murphy	Z5 - Bowen Island	3.5	9.950	24	2.4	9.700	45	2.1	10.000	40	3.0	10.050	47	11.0	39.700	48








2010 Canadian Linen & Uniform BC Championships

Women's Artistic Gymnastics

Langley Gymnastics Foundations (Langley Events Centre) April 9-11

Session 3: P2 Open

Gymnast's Name	Club	Vault Saut 			Bars Barres 			Beam Poutre 			Floor Sol 			All Around Total 			
		D	Score	Rk	D	Score	Rk	D	Score	Rk	D	Score	Rk	D	Score	Rk	
251	Ciara Malone	Arbutus	3.5	11.850	10-T	3.3	12.150	1-T	3.7	12.350	1	3.7	12.950	1	14.2	49.300	1
250	Emily Bowell	Arbutus	3.5	11.800	12	2.9	11.650	8-T	3.7	11.950	3	3.7	12.850	2	13.8	48.250	2
249	Hailey Massingham	Wings	3.5	12.150	2	3.5	12.150	1-T	3.3	11.550	5	3.5	12.200	11-T	13.8	48.050	3
263	Kristi Reynolds	Saltspring	3.5	11.950	5-T	2.7	11.650	8-T	3.5	12.100	2	3.7	11.900	17-T	13.4	47.600	4
252	Tessa Campbell	Balance	3.5	12.600	1	3.5	11.800	6-T	2.9	10.050	15-T	3.7	12.400	6-T	13.6	46.850	5
264	Daisy Petrucci	North Peace	3.5	11.850	10-T	3.5	11.500	10	3.5	11.150	6	3.7	12.100	14	14.2	46.600	6
261	Danielle Henderson	Duncan	3.5	11.700	15-T	3.2	12.050	3	3.0	10.050	15-T	3.7	12.650	3-T	13.4	46.450	7-T
245	Erin White	KeyCity	3.5	11.950	5-T	3.2	11.800	6-T	2.8	10.800	8	3.7	11.900	17-T	13.2	46.450	7-T
266	Jessica Friesen	Prince George	3.5	11.950	5-T	3.5	12.000	4-T	3.3	10.250	12-T	3.7	12.050	15	14.0	46.250	9
247	Olivia Gemmel	Splitz	3.5	11.900	8-T	3.1	10.850	15	2.1	10.750	9-T	3.7	12.400	6-T	12.4	45.900	10
254	Emily Luba	Balance	3.5	11.400	19-T	3.1	10.550	17	3.3	11.650	4	3.7	12.250	10	13.6	45.850	11
253	Zoe Luba	Balance	3.5	11.400	19-T	3.5	10.500	18	2.7	10.750	9-T	3.7	12.400	6-T	13.4	45.050	12
246	Amy Morin	Momentum	3.5	11.500	18	3.1	11.150	13	2.7	10.200	14	3.7	12.150	13	13.0	45.000	13
262	Darby Walker	Nanaimo	3.5	11.700	15-T	2.9	9.950	20	3.1	10.900	7	3.7	12.200	11-T	13.2	44.750	14
259	Fiona Titley	Phoenix	3.5	11.750	13-T	3.3	9.550	22	2.7	10.550	11	3.5	12.300	9	13.0	44.150	15
265	Janelle Sonmor	North Peace	3.5	11.900	8-T	3.0	11.350	11-T	3.2	8.250	20	3.7	12.000	16	13.4	43.500	16-T
244	Emily Knudsgaard	KeyCity	3.5	12.000	4	3.5	11.350	11-T	2.8	10.250	12-T	3.2	9.900	22	13.0	43.500	16-T
258	Ryleigh Staples	Phoenix	3.5	10.850	23	3.3	10.450	19	2.7	8.950	19	3.7	12.650	3-T	13.2	42.900	18
257	Alyssa Quattrociocchi	Phoenix	3.5	12.100	3	3.0	12.000	4-T	1.5	3.900	23	3.7	12.550	5	11.7	40.550	19








2010 Canadian Linen & Uniform BC Championships

Women's Artistic Gymnastics

Langley Gymnastics Foundations (Langley Events Centre) April 9-11

Session 3: P2 Open

Gymnast's Name	Club	Vault Saut 			Bars Barres 			Beam Poutre 			Floor Sol 			All Around Total 		
		D	Score	Rk	D	Score	Rk	D	Score	Rk	D	Score	Rk	D	Score	Rk
260 Caitlin Tatham	Chimo	3.5	11.300	21	2.3	9.700	21	1.9	7.900	21	3.5	11.550	21	11.2	40.450	20
255 Mikayla Mcalduff	Balance	3.5	11.750	13-T	3.3	10.950	14	1.3	4.450	22	3.2	11.900	17-T	11.3	39.050	21
256 Stephanie Cheung	Phoenix	3.5	11.550	17	1.8	4.500	23	2.9	9.500	17	3.5	11.800	20	11.7	37.350	22
248 Carmen Gemmel	Splitz	3.5	11.000	22	2.5	10.600	16	2.1	9.350	18				8.1	30.950	23



2010 Canadian Linen & Uniform Service BC Gym

Women's Artistic Gymnastics

Langley Gymnastics Foundation (Langley Events Centre) April 9-11, 2010

Session 2: P3 Tyro Combined

ID #	Gymnast's Name	Club	Vault Saut			Bars Barres			Beam Poutre			Floor Sol			All Around Total		
			D	Score	Rk	D	Score	Rk	D	Score	Rk	D	Score	Rk	D	Score	Rk
321	Desiree McNaught	Splitz	4.0	13.000	1-T	3.8	12.500	3	3.6	11.700	7	3.9	12.750	5-T	15.3	49.950	1
281	Alissa Stirling	Delta	4.0	12.100	17-T	3.9	12.350	4	4.1	12.450	1	4.0	12.900	2	16.0	49.800	2
301	Cheyenne Rupert	Langley	3.2	12.600	6-T	3.4	12.000	9-T	3.3	12.200	2	3.8	12.500	15	13.7	49.300	3
320	Jordanne Dunbar	Splitz	3.2	11.750	30-T	4.0	13.000	1	3.6	12.000	3	4.0	12.400	16-T	14.8	49.150	4
319	Tianna Bobariu	Richmond	4.0	12.850	3	3.4	12.300	5	3.6	10.650	23	4.0	12.600	13	15.0	48.400	5
322	Salena Kropp	Surrey	3.6	11.600	38	3.4	12.600	2	3.4	11.650	8	3.8	12.300	20-T	14.2	48.150	6
290	Maxine Yee	Flicka	3.2	11.800	28-T	3.4	12.050	6-T	4.0	11.900	4	4.0	12.300	20-T	14.6	48.050	7
326	Justine Robinson	Twisters	4.0	12.450	10-T	3.3	11.000	37-T	3.9	11.800	5-T	3.9	12.700	9-T	15.1	47.950	8
296	Ashley Perry	Harbour City	4.0	12.300	14-T	3.3	11.400	27	3.5	11.350	13-T	4.1	12.800	4	14.9	47.850	9
324	Jaelyn Ferrara	TAG	3.2	12.600	6-T	3.7	11.900	17-T	3.5	11.000	20	3.9	12.250	24-T	14.3	47.750	10
325	Jessica Gibson	Twisters	4.0	12.050	19-T	3.1	11.450	25-T	3.6	11.600	9	4.0	12.550	14	14.7	47.650	11
283	Camila Delgado	Duncan Dynamics	4.0	12.000	22-T	3.2	12.050	6-T	3.5	10.550	25-T	4.1	12.750	5-T	14.8	47.350	12-T
300	Tanika Dolfo	Langley	4.0	12.650	5	3.1	11.600	22	3.6	10.400	31	3.9	12.700	9-T	14.6	47.350	12-T
303	Stagg Katie	Nanaimo	3.2	11.700	34-T	3.6	11.350	28-T	3.5	11.550	10	3.9	12.750	5-T	14.2	47.350	12-T
297	Julie Bolko	Key City	4.0	13.000	1-T	3.3	12.000	9-T	3.6	9.300	41-T	4.0	13.000	1	14.9	47.300	15
302	Shantay Keddy	Lion's Pride	4.0	12.300	14-T	3.3	11.250	31	3.6	11.350	13-T	4.1	12.300	20-T	15.0	47.200	16-T
328	Jazmyn Suelzle	White Rock	3.4	11.950	24	4.0	10.800	40	2.8	11.800	5-T	3.9	12.650	11-T	14.1	47.200	16-T
323	Jusleen Sangha	Surrey	3.2	11.750	30-T	3.0	11.750	19-T	2.9	10.900	21	3.8	12.750	5-T	12.9	47.150	18
285	Natalie Louis	Falcon	4.0	12.400	12	3.4	11.950	14-T	3.6	11.100	17-T	3.8	11.600	40	14.8	47.050	19



2010 Canadian Linen & Uniform Service BC Gym

Women's Artistic Gymnastics

Langley Gymnastics Foundation (Langley Events Centre) April 9-11, 2010

Session 2: P3 Tyro Combined

ID #	Gymnast's Name	Club	Vault Saut			Bars Barres			Beam Poutre			Floor Sol			All Around Total		
			D	Score	Rk	D	Score	Rk	D	Score	Rk	D	Score	Rk	D	Score	Rk
306	Brielle Culbert	OGC	3.2	11.750	30-T	3.6	11.000	37-T	3.4	11.350	13-T	3.9	12.850	3	14.1	46.950	20
292	Deandra McNaught	Flip City	3.6	12.000	22-T	3.8	12.000	9-T	3.9	10.450	28-T	3.9	12.250	24-T	15.2	46.700	21
278	Bria Henderson	Balance	4.0	11.850	27	3.5	12.000	9-T	2.6	10.050	33	4.1	12.650	11-T	14.2	46.550	22
289	Kelsey Shellard	Flicka	3.2	11.700	34-T	3.3	12.050	6-T	3.9	11.050	19	3.9	11.650	39	14.3	46.450	23
313	Fayne O'Donovan	Polarettes	3.2	11.900	25-T	2.9	11.500	23-T	3.6	10.600	24	4.1	12.350	18-T	13.8	46.350	24
299	Kaiya Sarmenta	Key City	3.2	11.550	39-T	3.2	11.650	21	3.5	10.450	28-T	3.9	12.050	31-T	13.8	45.700	25
309	Monica Herrera	Omega	3.2	11.550	39-T	3.2	11.200	32	3.4	10.700	22	4.1	12.150	28	13.9	45.600	26
295	Jullee Nolin	Harbour City	3.2	10.850	50	3.6	11.750	19-T	3.5	11.150	16	3.4	11.800	35	13.7	45.550	27
327	Carissa Williams	Twisters	4.0	12.450	10-T	2.6	10.150	45-T	3.7	11.400	12	3.4	11.350	42	13.7	45.350	28
304	Ellen Bradford	OGC	3.2	11.400	43-T	2.7	10.150	45-T	3.4	11.500	11	3.8	12.250	24-T	13.1	45.300	29
298	Mackenzie Lightburn	Key City	4.0	12.550	8	3.1	11.350	28-T	2.7	9.100	44-T	4.0	12.250	24-T	13.8	45.250	30
293	Haylie Palichuk	Flip City	3.6	11.550	39-T	2.6	11.350	28-T	3.5	10.150	32	3.9	12.100	29-T	13.6	45.150	31
305	Hannah Butcher	OGC	3.2	12.050	19-T	2.5	10.050	49	3.4	10.500	27	3.8	12.350	18-T	12.9	44.950	32
284	Emily Bolink	Falcon	4.0	12.050	19-T	3.0	11.950	14-T	3.7	10.450	28-T	3.9	10.450	48	14.6	44.900	33
279	Olivia Knowles	Campbell River	4.0	12.500	9	3.7	11.900	17-T	2.2	8.350	48	3.9	12.100	29-T	13.8	44.850	34-T
287	Tara Abraham	Flicka	3.2	11.900	25-T	3.0	11.950	14-T	3.7	9.950	35-T	3.8	11.050	45	13.7	44.850	34-T
307	Emaree Handley	OGC	3.2	12.100	17-T	3.5	11.450	25-T	3.2	10.000	34	2.9	11.200	44	12.8	44.750	36
282	Hayley Baker	Duncan Dynamics	4.0	12.750	4	3.4	12.000	9-T	3.6	7.600	50	4.1	12.300	20-T	15.1	44.650	37
317	Janelle Izzard	Quesnel Technics	4.0	12.150	16	3.1	10.950	39	2.6	9.100	44-T	3.8	12.000	33	13.5	44.200	38



2010 Canadian Linen & Uniform Service BC Gym

Women's Artistic Gymnastics

Langley Gymnastics Foundation (Langley Events Centre) April 9-11, 2010

Session 2: P3 Tyro Combined

ID #	Gymnast's Name	Club	Vault Saut			Bars Barres			Beam Poutre			Floor Sol			All Around Total		
			D	Score	Rk	D	Score	Rk	D	Score	Rk	D	Score	Rk	D	Score	Rk
318	Reka Sikli	Quesnel Technics	3.2	11.400	43-T	3.0	11.100	35	2.9	9.950	35-T	3.5	11.700	36-T	12.6	44.150	39
294	Airlie Palichuk	Flip City	3.2	11.300	46-T	3.1	11.500	23-T	2.7	9.300	41-T	3.9	11.900	34	12.9	44.000	40
288	Emily Hirst	Flicka	3.2	11.800	28-T	2.9	9.950	50	3.2	9.700	38	4.0	12.400	16-T	13.3	43.850	41
315	Hailey Doucette	Quesnel Technics	4.0	12.350	13	2.8	10.100	47-T	2.9	9.300	41-T	3.7	12.050	31-T	13.4	43.800	42
316	Kassidy Flanagan	Quesnel Technics	3.2	11.300	46-T	2.8	11.150	33-T	2.9	9.600	39	3.4	11.500	41	12.3	43.550	43
312	Lilyanne Gale	Polarettes	3.2	11.750	30-T	2.8	10.750	41	3.1	8.800	47	3.5	11.700	36-T	12.6	43.000	44
314	Anna MacDonald	Prince George	3.2	11.450	42	2.3	10.100	47-T	3.4	10.550	25-T	2.9	10.550	47	11.8	42.650	45
311	Mackenzie Davy	Polarettes	3.2	11.650	37	2.7	11.050	36	2.2	8.150	49	3.5	11.700	36-T	11.6	42.550	46
280	Rebecca Young	Campbell River	3.4	11.150	48	3.2	10.500	44	3.1	9.450	40	3.9	11.250	43	13.6	42.350	47
308	Taylor Schell	OGC	3.2	11.700	34-T	2.2	8.150	51	3.4	11.100	17-T	2.4	10.400	49	11.2	41.350	48
286	Makena Spanier	Falcon	3.4	11.100	49	2.2	10.650	42	3.2	9.000	46	3.8	10.350	50	12.6	41.100	49
291	Chloe Barrick	Flip City	3.2	11.400	43-T	2.7	11.150	33-T	3.0	7.200	51	2.8	10.700	46	11.7	40.450	50
310	Kiara Rahmati	Omega				3.2	10.550	43	2.8	9.900	37				6.0	20.450	51








2010 Canadian Linen & Uniform BC Championships

Women's Artistic Gymnastics

Langley Gymnastics Foundations (Langley Events Centre) April 9-11

Session 3: P3 Open

Gymnast's Name	Club	Vault Saut 			Bars Barres 			Beam Poutre 			Floor Sol 			All Around Total 			
		D	Score	Rk	D	Score	Rk	D	Score	Rk	D	Score	Rk	D	Score	Rk	
393	Brittany Eldridge	Surrey	3.4	12.500	2	3.6	13.050	1	4.1	12.900	1	3.3	11.550	16-T	14.4	50.000	1
376	Sara Marlowe	Delta	3.2	11.800	7-T	3.4	12.300	6-T	4.0	12.650	2	3.9	12.300	5	14.5	49.050	2
377	Hannah Rusak-Gillrie	Delta	3.2	11.200	21-T	3.6	12.500	3	3.9	12.450	4	4.1	12.450	2	14.8	48.600	3
391	Raven Miles	Splitz	3.2	12.100	4	3.3	12.250	8	3.9	12.550	3	3.2	11.600	15	13.6	48.500	4
379	Taelor Sandberg	Key City	3.2	11.800	7-T	3.3	12.650	2	3.6	11.900	7-T	4.0	11.900	9	14.1	48.250	5
390	Stephanie Bandstra	Smithers	4.0	12.000	5	3.7	12.350	5	3.6	11.100	11	4.1	12.400	3-T	15.4	47.850	6
401	Joanna Wong	Wings	3.2	11.350	15-T	3.4	11.250	21	3.4	12.150	5	3.9	12.400	3-T	13.9	47.150	7
385	Deni Horst	North Peace	3.4	11.050	23	3.1	11.550	19	4.0	11.900	7-T	4.0	12.100	7	14.5	46.600	8-T
380	Jordanna Walmsley	Key City	4.0	12.650	1	3.1	12.150	9-T	3.1	10.800	14	3.4	11.000	23-T	13.6	46.600	8-T
397	Rebecca Flynn	Whistler	3.2	11.350	15-T	4.0	12.150	9-T	3.2	11.000	12	3.6	11.950	8	14.0	46.450	10
381	Carlie Wilson	Key City	3.2	12.350	3	3.4	11.650	18	2.6	11.250	10	3.1	10.950	25-T	12.3	46.200	11
373	Meghan Brazier	Balance	4.0	11.950	6	3.1	11.900	15	3.5	10.550	19-T	3.6	11.650	13-T	14.2	46.050	12
387	Brittney Goetz	Prince George	3.2	11.300	17-T	3.1	11.850	16-T	4.0	10.200	24	4.1	12.500	1	14.4	45.850	13-T
388	Alannah McCormick	Prince George	3.2	11.500	14	3.4	12.400	4	2.6	10.400	23	3.6	11.550	16-T	12.8	45.850	13-T
402	Kimberley Yee	Wings	3.2	11.650	10-T	3.3	12.150	9-T	3.1	10.750	15	2.4	11.100	22	12.0	45.650	15
384	Brooke Copeland	North Peace	3.4	10.950	25	2.6	10.800	24	3.4	11.550	9	4.0	12.150	6	13.4	45.450	16
400	Nikki Nummela	Wings	3.2	11.700	9	3.1	12.000	13-T	3.4	10.100	25	2.8	11.550	16-T	12.5	45.350	17
399	Megan Clapham	White Rock	3.4	10.500	27-T	2.9	12.100	12	2.7	10.700	16	3.6	11.650	13-T	12.6	44.950	18
374	Stefanie Zenko	Balance	3.4	11.000	24	2.8	10.100	28	3.4	11.950	6	3.1	11.800	10-T	12.7	44.850	19








2010 Canadian Linen & Uniform BC Championships

Women's Artistic Gymnastics

Langley Gymnastics Foundations (Langley Events Centre) April 9-11





Session 3: P3 Open

Gymnast's Name	Club	Vault Saut 			Bars Barres 			Beam Poutre 			Floor Sol 			All Around Total 		
		D	Score	Rk	D	Score	Rk	D	Score	Rk	D	Score	Rk	D	Score	Rk
398 Nicola Halliwell	Whistler	3.2	11.650	10-T	3.1	11.200	22	3.5	10.650	17	3.1	11.000	23-T	12.9	44.500	20
392 Jenna Doobenen	Surrey	3.2	11.300	17-T	3.1	12.300	6-T	2.8	9.000	28	3.5	11.700	12	12.6	44.300	21
396 Brynn Staples	Phoenix	3.2	11.200	21-T	3.3	11.150	23	2.7	10.550	19-T	3.3	11.150	21	12.5	44.050	22
383 Amelia Copeland	Langley	3.2	10.900	26	3.2	12.000	13-T	3.2	9.850	26-T	3.9	11.200	20	13.5	43.950	23
389 Corinne Perra	Quesnel	3.2	10.100	30	2.5	11.400	20	2.6	10.600	18	3.8	11.800	10-T	12.1	43.900	24
394 Diane Keyes	Phoenix	3.2	11.650	10-T	3.1	11.850	16-T	2.4	9.850	26-T	2.3	10.250	29	11.0	43.600	25
382 Julia Skitcko	Kitimat	3.4	11.300	17-T	2.4	9.500	29	3.5	10.950	13	3.3	11.300	19	12.6	43.050	26
386 Claire Temple	North Peace	3.4	10.500	27-T	3.1	10.300	26-T	3.1	10.450	22	2.9	10.700	28	12.5	41.950	27
395 Gaia Pryde	Phoenix	3.2	11.300	17-T	2.5	10.300	26-T	2.3	10.500	21	1.9	9.600	30	9.9	41.700	28
375 Amber Mearns	Chimo	3.2	11.550	13	2.7	10.500	25	3.0	8.700	29	3.2	10.900	27	12.1	41.650	29
564 Jodie Peachey	Kamloops	3.2	10.250	29	2.5	9.350	30	1.7	7.850	30	3.4	10.950	25-T	10.8	38.400	30

2010 BC Championships

P3 Argo Women





Saturday, April 10

Rank	Num	Name	Gym					AA
1	270	Sophie Monk	Flicka	Diff: 3.600 Exec: 8.400 ND: . Final: 12.000 Place: 3	2.800 8.550 . 11.350 4	3.700 8.550 . 12.250 2	4.100 8.250 . 12.350 3	47.950 1
2	267	Allison Beyer	Aviva	Diff: 3.200 Exec: 8.700 ND: . Final: 11.900 Place: 5	3.400 7.300 . 10.700 9	3.900 8.700 . 12.600 1	3.900 8.550 . 12.450 2	47.650 2
3	277	Madelyn McPhee	TAG	Diff: 3.200 Exec: 8.550 ND: . Final: 11.750 Place: 6T	2.600 8.450 . 11.050 7	3.100 8.600 . 11.700 3	3.900 8.600 . 12.500 1	47.000 3
4	276	Celine May	TAG	Diff: 3.200 Exec: 8.150 ND: . Final: 11.350 Place: 10	3.200 8.350 . 11.550 2	3.100 8.000 . 11.100 6	3.900 8.050 . 11.950 4	45.950 4
5	275	Grace Allen	Smithers	Diff: 4.000 Exec: 8.400 ND: . Final: 12.400 Place: 1	3.900 8.600 0.100 12.600 1	3.400 6.000 . 9.400 10	3.900 7.300 . 11.200 8	45.600 5
6	273	Lexington Durnin	Omega	Diff: 3.400 Exec: 8.250 ND: . Final: 11.650 Place: 8	3.100 8.150 . 11.250 6	3.400 6.950 0.100 10.450 7	3.800 7.850 . 11.650 5	45.000 6
7	271	Jennaya Motokado	KATTS	Diff: 3.200 Exec: 8.900 ND: . Final: 12.100 Place: 2	3.100 6.900 . 10.000 10	3.100 8.300 . 11.400 4T	3.000 8.100 . 11.100 9	44.600 7
8	268	Sarah Chan	Delta	Diff: 3.200 Exec: 8.550 ND: . Final: 11.750 Place: 6T	2.900 8.600 . 11.500 3	2.200 7.850 . 10.050 8	3.900 7.100 . 11.000 10	44.300 8
9	274	Madeline Rindahl	Omega	Diff: 3.200 Exec: 7.650 ND: . Final: 10.850 Place: 11	1.700 7.600 . 9.300 11	3.100 8.300 . 11.400 4T	3.800 7.600 . 11.400 7	42.950 9

2010 BC Championships

P3 Argo Women





Saturday, April 10

Rank	Num	Name	Gym					AA
10	272	Tiana Datillo	Omega	Diff: 4.000	3.000	3.200	3.300	
				Exec: 7.950	7.750	6.600	6.950	
				ND:	
				Final: <u>11.950</u>	<u>10.750</u>	<u>9.800</u>	<u>10.250</u>	42.750
				Place: 4	8	9	11	10
11	269	Samantha Johnson	Duncan	Diff: 3.200	3.100	2.900	3.800	
				Exec: 8.150	8.200	4.800	7.750	
				ND: 0.100	.	.	.	
				Final: <u>11.450</u>	<u>11.300</u>	<u>7.700</u>	<u>11.550</u>	42.000
				Place: 9	5	11	6	11

2010 BC Championships

P4 Tyro Women

Saturday, April 10





Rank	Num	Name	Gym					AA
1	406	Krista Henshaw	Flicka	Diff: 3.500 Exec: 8.400 ND: . Final: 11.900 Place: 7T	3.700 8.700 0.100 12.500 3	4.300 8.600 . 12.900 1	4.400 8.500 . 12.900 1	50.200 1
2	409	Megan Shane	FlipCity	Diff: 4.400 Exec: 8.650 ND: . Final: 13.050 Place: 1	3.900 8.800 . 12.700 2	4.200 8.050 . 12.250 6	4.100 7.900 . 12.000 5T	50.000 2
3	408	Amanda Neidig	FlipCity	Diff: 4.400 Exec: 8.000 ND: . Final: 12.400 Place: 4	4.000 8.300 . 12.300 5	4.200 8.600 . 12.800 2	3.600 8.550 . 12.150 4	49.650 3
4	412	Alannah McPherson	Langley	Diff: 4.500 Exec: 7.850 ND: . Final: 12.350 Place: 5	3.900 8.800 0.100 12.800 1	4.200 7.450 . 11.650 9	4.100 8.650 . 12.750 2	49.550 4
5	415	Maya Asselin-Debelic	Nanaimo	Diff: 3.700 Exec: 8.800 ND: . Final: 12.500 Place: 2T	3.900 8.550 . 12.450 4	4.100 8.400 . 12.500 5	3.600 7.400 . 11.000 10T	48.450 5
6	405	Brianna Henshaw	Flicka	Diff: 3.500 Exec: 7.450 ND: . Final: 10.950 Place: 15	3.700 8.300 . 12.000 8T	4.300 8.250 . 12.550 4	4.300 7.900 . 12.200 3	47.700 6
7	416	Lindy Drope	Okanagan	Diff: 2.900 Exec: 8.350 ND: . Final: 11.250 Place: 12	4.000 8.250 . 12.250 6	3.400 7.700 . 11.100 13	3.700 8.300 . 12.000 5T	46.600 7
8	403	Breece Austin	Flicka	Diff: 3.500 Exec: 8.500 ND: . Final: 12.000 Place: 6	4.000 8.000 . 12.000 8T	4.100 7.100 . 11.200 12	4.500 6.800 . 11.300 8	46.500 8
9	414	Chloe Scott	Nanaimo	Diff: 2.900 Exec: 8.600 ND: . Final: 11.500 Place: 9T	3.700 8.500 . 12.200 7	3.700 8.400 . 12.100 7	3.600 6.850 . 10.450 13T	46.250 9

2010 BC Championships

P4 Tyro

Women

Saturday, April 10





Rank	Num	Name	Gym					AA
10	411	Emily Penner	KeyCity	Diff: 2.900 Exec: 8.450 ND: . Final: 11.350 Place: 11	2.600 8.150 . 10.750 12	4.000 8.500 0.100 12.600 3	3.300 7.700 . 11.000 10T	45.700 10
11	407	Alyssa Kowbel	FlipCity	Diff: 3.500 Exec: 7.700 ND: . Final: 11.200 Place: 13T	3.900 7.650 . 11.550 10	4.200 7.300 . 11.500 10	3.700 6.950 . 10.650 12	44.900 11
12	417	Emma Morel	Okanagan	Diff: 3.500 Exec: 8.400 ND: . Final: 11.900 Place: 7T	4.100 6.600 . 10.700 13	3.300 8.050 . 11.350 11	4.000 6.450 . 10.450 13T	44.400 12
13	410	Kassia Gifford	Kamloops	Diff: 3.700 Exec: 7.500 ND: . Final: 11.200 Place: 13T	3.600 7.300 . 10.900 11	3.200 7.300 . 10.500 14	3.700 7.950 . 11.650 7	44.250 13
14	418	Brooklyn Nicholson	PrinceGeorge	Diff: 4.400 Exec: 8.100 ND: . Final: 12.500 Place: 2T	4.000 5.800 . 9.800 14	3.500 5.850 . 9.350 15	3.700 7.500 . 11.200 9	42.850 14
15	404	Joanna Coons	Flicka	Diff: 3.500 Exec: 8.000 ND: . Final: 11.500 Place: 9T	3.900 4.900 . 8.800 15	4.400 7.650 . 12.050 8	3.800 6.050 . 9.850 15	42.200 15

2010 BC Championships

P3 Novice

Women





Saturday, April 10

Rank	Num	Name	Gym					AA
1	363	Kisha Gatchalian	Splitz	Diff: 4.000 Exec: 9.000 ND: Final: <u>13.000</u> Place: 1	3.300 8.800 <u>12.100</u> 6	3.900 8.750 <u>12.650</u> 2T	3.500 9.150 <u>12.650</u> 5T	50.400 1
2	365	Hiroka Takeuchi	Surrey	Diff: 3.200 Exec: 8.850 ND: Final: <u>12.050</u> Place: 16T	3.800 8.550 <u>12.350</u> 1	3.900 9.050 0.100 <u>13.050</u> 1	4.000 8.700 <u>12.700</u> 2T	50.150 2
3	342	Alison Wu	Flicka	Diff: 4.000 Exec: 8.500 ND: Final: <u>12.500</u> Place: 5T	3.900 8.300 <u>12.200</u> 3T	4.000 8.650 <u>12.650</u> 2T	4.000 7.650 <u>11.650</u> 28	49.000 3
4	371	Emma Headley	Phoenix	Diff: 3.200 Exec: 8.300 ND: 0.100 Final: <u>11.600</u> Place: 26T	3.300 8.700 <u>12.000</u> 7T	3.400 8.600 0.100 <u>12.100</u> 8T	3.900 9.050 <u>12.950</u> 1	48.650 4
5T	364	Rachel Wong	Splitz	Diff: 3.600 Exec: 8.750 ND: Final: <u>12.350</u> Place: 8T	3.400 8.800 <u>12.200</u> 3T	3.400 7.750 <u>11.150</u> 23*	4.000 8.650 <u>12.650</u> 5T	48.350 5T
5T	338	Chelsea Bush	Flicka	Diff: 4.000 Exec: 8.600 ND: Final: <u>12.600</u> Place: 3	3.500 8.150 <u>11.650</u> 9	3.900 7.800 <u>11.700</u> 15T	3.900 8.500 <u>12.400</u> 10T	48.350 5T
7	346	Jasmine Schacher	Glacier	Diff: 3.200 Exec: 8.800 ND: 0.100 Final: <u>12.100</u> Place: 14T	2.800 8.500 <u>11.300</u> 15	3.100 9.000 <u>12.100</u> 8T	3.600 9.000 <u>12.600</u> 7T	48.100 7
8	344	Abbie Bouchier-Willans	Glacier	Diff: 3.200 Exec: 8.800 ND: Final: <u>12.000</u> Place: 19T	3.000 8.100 <u>11.100</u> 19*	3.900 8.750 <u>12.650</u> 2T	4.000 8.300 <u>12.300</u> 12T	48.050 8
9	366	Shi Yum Lum	TAG	Diff: 3.200 Exec: 9.150 ND: Final: <u>12.350</u> Place: 8T	3.200 8.800 <u>12.000</u> 7T	2.900 8.350 <u>11.250</u> 20T	4.100 8.200 <u>12.300</u> 12T	47.900 9

2010 BC Championships

P3 Novice Women

Saturday, April 10





Rank	Num	Name	Gym					AA
10	337	Briana Dallinger	Falcon	Diff: 3.200 Exec: 8.400 ND: . Final: 11.600 Place: 26T	3.700 8.600 . 12.300 2	3.600 8.100 . 11.700 15T	4.100 7.950 . 12.050 16*	47.650 10
11	348	Carina Taylor	HarbourCity	Diff: 3.200 Exec: 8.500 ND: 0.100 Final: 11.800 Place: 23	3.000 8.100 . 11.100 19*	3.800 8.800 . 12.600 5	3.900 8.100 . 12.000 19T	47.500 11
12	330	Kyra Boulding	CampbellRiver	Diff: 4.000 Exec: 8.100 ND: . Final: 12.100 Place: 14T	3.200 8.350 . 11.550 11	3.600 8.350 . 11.950 13	4.100 7.500 -0.100 11.500 32	47.100 12
13T	372	Emily Lago	Wings	Diff: 3.200 Exec: 8.250 ND: . Final: 11.450 Place: 31	3.300 8.300 . 11.600 10	3.400 7.750 . 11.150 23*	3.800 8.900 . 12.700 2T	46.900 13T
13T	347	Gabrielle Soucy	HarbourCity	Diff: 3.200 Exec: 8.500 ND: . Final: 11.700 Place: 24T	3.000 8.400 . 11.400 13	3.100 8.650 . 11.750 14	4.000 8.050 . 12.050 16T	46.900 13T
15	336	Alicia Bednarski	Falcon	Diff: 3.200 Exec: 8.500 ND: . Final: 11.700 Place: 24T	3.300 8.750 0.100 12.150 5	3.600 7.000 . 10.600 28	4.100 8.300 . 12.400 10T	46.850 15
16	357	Jeryn Mackey	NorthPeace	Diff: 3.200 Exec: 7.800 ND: . Final: 11.000 Place: 38	3.500 7.350 . 10.850 27T	3.900 8.350 . 12.250 6	4.100 8.600 . 12.700 2T	46.800 16
17	341	Jirina Sandall	Flicka	Diff: 4.000 Exec: 8.700 ND: . Final: 12.700 Place: 2	3.600 7.650 0.100 11.350 14	3.500 6.950 . 10.450 30	4.100 7.950 . 12.050 16*	46.550 17
18	332	Tiffany Sharkie	CampbellRiver	Diff: 4.000 Exec: 8.250 ND: . Final: 12.250 Place: 10T	3.600 6.900 . 10.500 33	3.400 8.200 . 11.600 19	3.800 8.300 . 12.100 15	46.450 18

2010 BC Championships

P3 Novice

Women

Saturday, April 10





Rank	Num	Name	Gym					AA
19T	360	Shayna McCormick	PrinceGeorge	Diff: 3.200 Exec: 8.300 ND: 0.100 Final: 11.600 Place: 26T	3.100 7.750 0.100 10.950 26	3.900 8.150 . 12.050 11	3.900 7.850 . 11.750 26	46.350 19T
19T	334	Maria Starko	Delta	Diff: 3.600 Exec: 8.250 ND: . Final: 11.850 Place: 22	2.600 8.600 . 11.200 17	3.300 8.800 . 12.100 8T	4.100 7.100 . 11.200 36	46.350 19T
21	349	Avery Valerio	HarbourCity	Diff: 4.000 Exec: 8.550 ND: . Final: 12.550 Place: 4	3.100 7.750 . 10.850 27T	4.000 7.700 . 11.700 15T	4.000 7.050 . 11.050 37	46.150 21
22	333	Kaitlyn Buhler	Delta	Diff: 4.000 Exec: 8.400 ND: . Final: 12.400 Place: 7	2.500 8.200 . 10.700 30T	3.900 6.050 . 9.950 31	3.900 8.700 . 12.600 7T	45.650 22
23	358	Brianna Owen	NorthPeace	Diff: 3.400 Exec: 7.850 ND: . Final: 11.250 Place: 34T	3.000 7.750 . 10.750 29	3.300 8.700 . 12.000 12	4.000 7.600 . 11.600 29	45.600 23
24	353	Terryn Penner	KeyCity	Diff: 3.200 Exec: 9.000 ND: . Final: 12.200 Place: 12	2.600 7.950 . 10.550 32	2.700 7.950 . 10.650 27	4.100 8.050 . 12.150 14	45.550 24
25	343	Nicole Tweed	FlipCity	Diff: 3.600 Exec: 7.750 ND: . Final: 11.350 Place: 33	3.900 6.500 . 10.400 35	4.100 7.600 . 11.700 15T	4.000 7.950 . 11.950 22T	45.400 25
26	354	Cassandra Kover	Langley	Diff: 3.400 Exec: 8.100 ND: . Final: 11.500 Place: 30	3.100 8.150 . 11.250 16	3.500 7.050 . 10.550 29	4.000 7.800 . 11.800 24T	45.100 26
27	331	Melissa MacAdam	CampbellRiver	Diff: 4.000 Exec: 8.150 ND: . Final: 12.150 Place: 13	3.100 7.600 . 10.700 30T	2.800 6.750 0.100 9.650 32T	4.000 8.500 . 12.500 9	45.000 27

2010 BC Championships

P3 Novice

Women

Saturday, April 10





Rank	Num	Name	Gym					AA
28	340	Katherine McGuire Flicka		Diff: 3.200 Exec: 8.000 ND: . Final: 11.200 Place: 36	3.100 7.900 . 11.000 25	3.400 7.850 . 11.250 20T	3.600 7.800 . 11.400 33	44.850 28
29	356	Nora Loyst Nanaimo		Diff: 3.200 Exec: 8.700 ND: 0.100 Final: 12.000 Place: 19T	2.800 8.200 0.100 11.100 19T	3.100 6.550 . 9.650 32T	3.600 8.400 . 12.000 19T	44.750 29
30	361	Jessie Woodcock PrinceGeorge		Diff: 3.200 Exec: 9.050 ND: . Final: 12.250 Place: 10T	3.700 7.350 . 11.050 22T	3.500 6.050 . 9.550 34	4.100 7.450 . 11.550 30T	44.400 30
31T	352	Jayleen Lim KeyCity		Diff: 4.000 Exec: 8.500 ND: . Final: 12.500 Place: 5T	2.500 6.900 -0.500 8.900 38	3.400 7.350 0.100 10.850 25	3.900 8.100 . 12.000 19T	44.250 31T
31T	355	Becky Hannibal Nanaimo		Diff: 3.200 Exec: 8.050 ND: . Final: 11.250 Place: 34T	2.800 8.250 . 11.050 22T	2.400 8.300 . 10.700 26	3.100 8.150 . 11.250 35	44.250 31T
33	367	Britny van den Brink Twisters		Diff: 4.000 Exec: 6.000 ND: . Final: 10.000 Place: 39	3.000 6.850 0.100 9.950 37	3.900 8.250 . 12.150 7	3.800 7.500 . 11.300 34	43.400 33
34	351	Hannah Bley Kamloops		Diff: 3.200 Exec: 8.850 ND: . Final: 12.050 Place: 16T	2.800 7.550 . 10.350 36	3.100 6.150 . 9.250 36	4.100 7.600 . 11.700 27	43.350 34
35	362	Josephine Kern Smithers		Diff: 4.000 Exec: 7.600 ND: . Final: 11.600 Place: 26T	2.500 7.950 . 10.450 34	2.600 6.750 . 9.350 35	3.900 7.900 . 11.800 24T	43.200 35
36	335	Delaney Martin Duncan		Diff: 4.000 Exec: 7.050 ND: . Final: 11.050 Place: 37	3.200 7.850 . 11.050 22T	3.200 5.900 . 9.100 37	3.900 8.050 . 11.950 22T	43.150 36

2010 BC Championships

P3 Novice

Women





Saturday, April 10

Rank	Num	Name	Gym					AA
37	350	Adrielle Bertrand	Kamloops	Diff: 3.200 Exec: 8.200 ND: <u> </u> Final: 11.400 Place: 32	3.600 7.550 <u> </u> 11.150 18	2.600 6.050 <u> </u> 8.650 38	3.900 7.650 <u> </u> 11.550 30T	42.750 37
38	345	Mackenzie Carlstrom	Glacier	Diff: 3.200 Exec: 8.750 ND: 0.100 Final: 12.050 Place: 16T	3.200 8.300 <u> </u> 11.500 12	3.400 7.800 <u> </u> 11.200 22	<u> </u> <u> </u> <u> </u> <u> </u> 38*	34.750 38
39	359	Ferin Fogarty	PowellRiver	Diff: 3.200 Exec: 8.800 ND: <u> </u> Final: 12.000 Place: 19T	2.700 5.800 <u> </u> 8.500 39	3.500 4.600 <u> </u> 8.100 39	<u> </u> <u> </u> <u> </u> <u> </u> 38*	28.600 39

2010 BC Championships

P4 Open Women





Saturday, April 10

Rank	Num	Name	Gym					AA
1	449	Samantha Lo	Delta	Diff: 4.400 Exec: 8.750 ND: . Final: <u>13.150</u> Place: 1	4.000 8.600 . <u>12.600</u> 4	3.200 7.300 . <u>10.500</u> 13	3.800 9.050 . <u>12.850</u> 1	49.100 1
2	464	Laura Kean	Wings	Diff: 4.400 Exec: 8.550 ND: . Final: <u>12.950</u> Place: 2	3.600 8.400 0.100 <u>12.100</u> 8	4.100 7.350 . <u>11.450</u> 6	3.800 8.250 . <u>12.050</u> 4	48.550 2
3	445	Shannon Lee	Phoenix	Diff: 3.700 Exec: 9.000 ND: . Final: <u>12.700</u> Place: 4	3.700 8.800 . <u>12.500</u> 5	3.600 8.250 . <u>11.850</u> 1	3.300 7.650 . <u>10.950</u> 14	48.000 3
4	447	Kayla Morton	CampbellRiver	Diff: 3.500 Exec: 8.350 ND: . Final: <u>11.850</u> Place: 16T	3.800 8.850 . <u>12.650</u> 3	2.900 8.300 0.100 <u>11.300</u> 7T	3.700 8.200 . <u>11.900</u> 5	47.700 4
5	463	Mikaela Noble	Surrey	Diff: 3.500 Exec: 8.450 ND: . Final: <u>11.950</u> Place: 14T	3.800 8.950 0.100 <u>12.850</u> 1	3.400 8.200 . <u>11.600</u> 5	3.600 7.600 . <u>11.200</u> 11	47.600 5
6	460	Kelcie Henney	Polarettes	Diff: 4.400 Exec: 8.200 ND: . Final: <u>12.600</u> Place: 5	3.600 8.400 . <u>12.000</u> 9T	3.400 7.900 . <u>11.300</u> 7T	3.700 7.800 . <u>11.500</u> 7T	47.400 6
7	450	Tracy Murray	Delta	Diff: 3.700 Exec: 8.300 ND: . Final: <u>12.000</u> Place: 13	3.700 8.550 . <u>12.250</u> 6	3.700 6.850 . <u>10.550</u> 12	4.200 8.350 . <u>12.550</u> 2	47.350 7
8	455	Tatianna Landry	KATTS	Diff: 3.500 Exec: 8.700 ND: . Final: <u>12.200</u> Place: 9	3.800 8.200 . <u>12.000</u> 9T	3.300 8.400 . <u>11.700</u> 3	2.900 8.000 . <u>10.900</u> 15	46.800 8
9	452	Karla Castro	FlipCity	Diff: 3.500 Exec: 8.550 ND: . Final: <u>12.050</u> Place: 11T	3.900 8.100 . <u>12.000</u> 9T	4.100 7.550 . <u>11.650</u> 4	3.900 7.100 . <u>11.000</u> 13	46.700 9

2010 BC Championships

P4 Open Women





Saturday, April 10

Rank	Num	Name	Gym					AA
10	453	Katie McAneeley	HarbourCity	Diff: 4.400 Exec: 7.550 ND: . Final: 11.950 Place: 14T	3.900 8.300 . 12.200 7	3.000 6.750 . 9.750 17	4.200 8.250 . 12.450 3	46.350 10
11	454	Jennifer Hayashi	KATTS	Diff: 3.500 Exec: 8.600 ND: . Final: 12.100 Place: 10	2.400 8.500 . 10.900 14	3.300 8.500 . 11.800 2	3.700 7.400 . 11.100 12	45.900 11
12	448	Katie Symonds	Chimo	Diff: 4.500 Exec: 8.350 ND: . Final: 12.850 Place: 3	4.000 5.850 . 9.850 18	3.800 7.500 . 11.300 7T	3.400 8.300 . 11.700 6	45.700 12
13	451	Analise Bruton Joe	Falcon	Diff: 4.400 Exec: 7.950 ND: . Final: 12.350 Place: 6	3.400 7.400 . 10.800 15T	4.100 6.850 . 10.950 10	3.800 7.550 . 11.350 10	45.450 13
14	446	Christina Marr	Phoenix	Diff: 3.700 Exec: 8.350 ND: . Final: 12.050 Place: 11T	3.900 7.650 0.100 11.650 12T	2.100 7.700 . 9.800 16	3.600 7.850 . 11.450 9	44.950 14
15	461	Foreste Martin	Polarettes	Diff: 4.400 Exec: 7.900 ND: . Final: 12.300 Place: 7	3.700 7.100 . 10.800 15T	3.300 7.150 . 10.450 14	4.300 6.350 . 10.650 16	44.200 15
16	456	Taylor Thygesen	KeyCity	Diff: 3.700 Exec: 8.550 ND: . Final: 12.250 Place: 8	2.600 7.050 . 9.650 19	2.700 7.600 . 10.300 15	4.200 7.300 . 11.500 7T	43.700 16
17	458	Carissa Chmelyk	Langley	Diff: 3.500 Exec: 7.800 ND: . Final: 11.300 Place: 18	3.700 7.950 . 11.650 12T	3.700 6.000 . 9.700 18	3.900 6.300 . 10.200 17	42.850 17
18	462	Julie McKenzie	PowellRiver	Diff: 3.500 Exec: 8.350 ND: . Final: 11.850 Place: 16T	2.700 8.000 . 10.700 17	3.500 7.000 0.100 10.600 11	3.700 5.900 . 9.600 18	42.750 18

2010 BC Championships

P4 Open Women

Saturday, April 10





Rank	Num	Name	Gym					AA
19	459	Sara Klootwyk	Langley	Diff: 0.000	3.900	—.—	—.—	
				Exec: 0.000	8.800	—.—	—.—	
				ND: —.—	—.—	—.—	—.—	
				Final: 0.000	12.700	—.—	—.—	12.700
				Place: 19	2	19	19	19

2010 BC Championships

Pre-Novice

Women





4/9/2010 - 4/11/2010

Rank	Num	Name	Gym					AA
1	519	Muriel Stroda	Okanagan	Diff: 7.500 Exec: 7.670 ND: _____ Final: 15.170 Place: 2	7.500 9.000 _____ 16.500 2	7.000 9.000 _____ 16.000 2T	7.100 8.800 _____ 15.900 3	63.570 1
2	518	Nicole Pavia	Okanagan	Diff: 7.500 Exec: 8.140 ND: _____ Final: 15.640 Place: 1	7.500 9.400 _____ 16.900 1	7.000 8.000 _____ 15.000 5T	7.100 8.850 _____ 15.950 2	63.490 2
3	527	Jessie Moody	Phoenix	Diff: 7.000 Exec: 7.310 ND: _____ Final: 14.310 Place: 12	7.400 8.550 _____ 15.950 6*	7.000 9.200 _____ 16.200 1	7.200 8.850 _____ 16.050 1	62.510 3
4T	516	Emily Mould	Nanaimo	Diff: 7.000 Exec: 7.410 ND: _____ Final: 14.410 Place: 11	7.400 8.450 _____ 15.850 8T	7.200 8.800 _____ 16.000 2T	7.000 8.350 _____ 15.350 5T	61.610 4T
4T	510	Mackenzie Budy	Langley	Diff: 6.500 Exec: 8.110 ND: _____ Final: 14.610 Place: 7	7.400 8.450 _____ 15.850 8T	7.400 8.450 _____ 15.850 4	7.100 8.200 _____ 15.300 7	61.610 4T
6	522	Candice Kerr	Omega	Diff: 7.500 Exec: 7.270 ND: _____ Final: 14.770 Place: 3	7.500 8.800 _____ 16.300 3	7.100 7.800 _____ 14.900 7	7.100 8.100 _____ 15.200 9	61.170 6
7	523	Angel Zhong	Omega	Diff: 7.500 Exec: 6.740 ND: _____ Final: 14.240 Place: 13	7.400 8.750 _____ 16.150 4	7.000 7.550 _____ 14.550 9	7.100 8.700 _____ 15.800 4	60.740 7
8	520	Jordan de Jong	Omega	Diff: 7.500 Exec: 6.980 ND: _____ Final: 14.480 Place: 10	7.400 8.550 _____ 15.950 6*	6.500 7.400 _____ 13.900 13	6.600 8.300 _____ 14.900 13T	59.230 8
9	515	Abigail Strand	Langley	Diff: 6.500 Exec: 7.100 ND: _____ Final: 13.600 Place: 19	6.800 7.550 _____ 14.350 14	6.900 7.600 _____ 14.500 10T	7.000 7.900 _____ 14.900 13T	57.350 9

2010 BC Championships

Pre-Novice Women

4/9/2010 - 4/11/2010





Rank	Num	Name	Gym					AA
10	529	Claire Posno	Phoenix	Diff: 7.000 Exec: 6.740 ND: . Final: 13.740 Place: 15	6.400 8.050 . 14.450 12T	6.900 7.950 . 14.850 8	6.500 7.600 . 14.100 18	57.140 10
11	511	Lauryn Cheung	Langley	Diff: 7.000 Exec: 7.510 ND: . Final: 14.510 Place: 9	6.500 7.650 . 14.150 15	5.900 7.300 . 13.200 16	7.000 7.850 . 14.850 15	56.710 11
12	530	Kaitlyn Wong	Phoenix	Diff: 7.000 Exec: 7.640 ND: . Final: 14.640 Place: 6	6.400 8.050 . 14.450 12T	6.000 6.500 . 12.500 18	7.000 8.100 . 15.100 11T	56.690 12
13	528	Georgia Posno	Phoenix	Diff: 7.000 Exec: 6.210 ND: . Final: 13.210 Place: 20	7.400 8.700 . 16.100 5	6.500 8.000 . 14.500 10T	5.500 7.350 . 12.850 21	56.660 13
14	526	Jane Harrigan	Phoenix	Diff: 7.000 Exec: 6.910 ND: . Final: 13.910 Place: 14	2.500 9.150 . 11.650 18	6.700 8.300 . 15.000 5T	7.100 8.150 . 15.250 8	55.810 14
15	521	Haley de Jong	Omega	Diff: 5.500 Exec: 6.310 ND: . Final: 11.810 Place: 22	6.400 8.150 . 14.550 10T	6.750 7.300 . 14.050 12	7.000 8.350 . 15.350 5T	55.760 15
16	525	Rylee Paulson	PrinceGeorge	Diff: 7.000 Exec: 6.610 ND: . Final: 13.610 Place: 17*	6.400 6.450 . 12.850 16	7.000 6.600 . 13.600 14	7.000 7.300 . 14.300 17	54.360 16
17	509	Britney DePalma	Kamloops	Diff: 7.500 Exec: 7.040 ND: . Final: 14.540 Place: 8	7.400 7.150 . 14.550 10T	6.000 3.550 . 9.550 21	7.000 8.150 . 15.150 10	53.790 17
18	514	Mikayla Sauer	Langley	Diff: 6.500 Exec: 6.340 ND: . Final: 12.840 Place: 21	2.500 8.300 . 10.800 19	6.100 7.150 . 13.250 15	7.100 8.000 . 15.100 11T	51.990 18

2010 BC Championships

Pre-Novice

Women





4/9/2010 - 4/11/2010

Rank	Num	Name	Gym					AA
19	512	Chantal Frederick	Langley	Diff: 6.500	5.800	5.400	5.500	
				Exec: 7.200	6.350	7.200	5.900	
				ND: _____	_____	_____	_____	
				Final: 13.700	12.150	12.600	11.400	49.850
				Place: 16	17	17	22	19
20	517	Heather Smith	NorthPeace	Diff: 7.000	3.400	4.000	7.000	
				Exec: 6.610	6.000	5.650	6.800	
				ND: _____	_____	_____	_____	
				Final: 13.610	9.400	9.650	13.800	46.460
				Place: 17*	21	20	20	20
21	524	Jessica Pallot	PrinceGeorge	Diff: 7.000	0.000	6.000	7.000	
				Exec: 7.740	0.000	5.550	7.800	
				ND: _____	_____	_____	_____	
				Final: 14.740	0.000	11.550	14.800	41.090
				Place: 4	22	19	16	21
22	513	Mackenzie Geiger	Langley	Diff: 6.500	3.800	0.000	7.000	
				Exec: 8.170	7.050	0.000	7.050	
				ND: _____	-0.500	_____	_____	
				Final: 14.670	10.350	0.000	14.050	39.070
				Place: 5	20	22	19	22

2010 BC Championships

National Novice Women

Saturday, April 10





Rank	Num	Name	Gym					AA
1	535	Shallon Olsen	Omega	Diff: 5.900 Exec: 9.350 ND: . Final: <u>15.250</u> Place: 1	4.200 7.750 . <u>11.950</u> 3	6.400 9.100 0.300 <u>15.800</u> 1	5.800 8.600 0.300 <u>14.700</u> 1	57.700 1
2	532	Makinli Handley	Okanagan	Diff: 4.100 Exec: 9.100 ND: . Final: <u>13.200</u> Place: 3	5.000 8.000 0.300 <u>13.300</u> 1	6.000 7.600 0.300 <u>13.900</u> 3	5.500 7.950 0.300 <u>13.750</u> 3	54.150 2
3	540	Nicole Chow	TAG	Diff: 4.900 Exec: 9.350 ND: . Final: <u>14.250</u> Place: 2	4.300 6.700 . <u>11.000</u> 7	6.300 7.400 0.300 <u>14.000</u> 2	5.700 7.200 . <u>12.900</u> 5T	52.150 3
4	531	Clair Kaji	Aviva	Diff: 4.100 Exec: 8.550 ND: . Final: <u>12.650</u> Place: 7T	4.000 6.950 . <u>10.950</u> 8	5.400 8.000 . <u>13.400</u> 4T	5.000 8.250 0.300 <u>13.550</u> 4	50.550 4
5	537	Coral Strugnell	Omega	Diff: 4.100 Exec: 8.500 ND: . Final: <u>12.600</u> Place: 9	4.500 6.100 . <u>10.600</u> 9	5.700 6.750 . <u>12.450</u> 8	5.600 7.900 0.300 <u>13.800</u> 2	49.450 5
6	533	Adele Lefevre	Okanagan	Diff: 3.800 Exec: 7.700 ND: . Final: <u>11.500</u> Place: 13	4.100 8.600 0.300 <u>13.000</u> 2	5.800 6.800 . <u>12.600</u> 7	4.000 7.500 0.300 <u>11.800</u> 11	48.900 6
7	538	Lauren Taylor	Omega	Diff: 4.100 Exec: 8.450 ND: 0.300 Final: <u>12.850</u> Place: 4T	2.900 7.900 0.300 <u>11.100</u> 5	5.300 6.550 . <u>11.850</u> 10	4.900 7.650 0.300 <u>12.850</u> 7	48.650 7
8	534	Samantha Joo	Omega	Diff: 4.100 Exec: 8.450 ND: 0.300 Final: <u>12.850</u> Place: 4T	4.000 7.050 . <u>11.050</u> 6	5.800 5.950 . <u>11.750</u> 11	4.500 7.300 0.300 <u>12.100</u> 10	47.750 8
9	542	Kiara Kallio	TAG	Diff: 4.000 Exec: 7.850 ND: . Final: <u>11.850</u> Place: 12	2.000 8.000 0.300 <u>10.300</u> 10	5.500 6.800 . <u>12.300</u> 9	4.200 7.850 0.300 <u>12.350</u> 8T	46.800 9

2010 BC Championships

National Novice

Women





Saturday, April 10

Rank	Num	Name	Gym					AA
10T	543	Kendra Hromek	Twisters	Diff: 4.100	2.000	5.800	4.200	
				Exec: 7.950	6.950	7.300	7.850	
				ND: .	.	0.300	0.300	
				Final: <u>12.050</u>	<u>8.950</u>	<u>13.400</u>	<u>12.350</u>	46.750
				Place: 11	12	4T	8T	10T
10T	541	Emily Dunderdale	TAG	Diff: 4.000	2.900	5.000	3.700	
				Exec: 8.650	8.000	6.450	7.450	
				ND: .	0.300	.	0.300	
				Final: <u>12.650</u>	<u>11.200</u>	<u>11.450</u>	<u>11.450</u>	46.750
				Place: 7T	4	12	12	10T
12	539	Taylor Chan	TAG	Diff: 4.000	2.000	5.500	4.700	
				Exec: 8.450	5.750	7.150	7.900	
				ND: .	.	0.300	0.300	
				Final: <u>12.450</u>	<u>7.750</u>	<u>12.950</u>	<u>12.900</u>	46.050
				Place: 10	13	6	5T	12
13	536	Christina Sgourakis	Omega	Diff: 4.100	3.200	4.500	3.700	
				Exec: 8.600	6.100	5.550	7.050	
				ND: .	.	-0.100	0.300	
				Final: <u>12.700</u>	<u>9.300</u>	<u>9.950</u>	<u>11.050</u>	43.000
				Place: 6	11	13	13	13

2010 BC Championships

National Open Women





Saturday, April 10

Rank	Num	Name	Gym					AA
1	561	Dayna Weststeyn	TAG	Diff: 4.000 Exec: 9.200 ND: . Final: 13.200 Place: 8T	4.100 7.500 . 11.600 5	4.300 7.200 . 11.500 9	5.400 8.500 . 13.900 1	50.200 1
2	560	Katie Muir	TAG	Diff: 4.400 Exec: 8.700 ND: . Final: 13.100 Place: 10T	4.600 6.850 . 11.450 6	4.500 8.300 . 12.800 3	5.500 6.900 . 12.400 10	49.750 2
3	550	Tamara Kuno	Flicka	Diff: 4.000 Exec: 9.100 ND: . Final: 13.100 Place: 10T	3.100 7.200 . 10.300 11	5.400 7.350 . 12.750 4	5.200 7.950 . 13.150 4	49.300 3
4	559	Rachel Ebbett	Omega	Diff: 4.000 Exec: 8.950 ND: . Final: 12.950 Place: 14	4.400 7.500 . 11.900 3T	5.100 6.700 . 11.800 6	4.800 7.700 . 12.500 8	49.150 4
5	551	Karleena Hatch	HarbourCity	Diff: 4.200 Exec: 9.100 ND: . Final: 13.300 Place: 4T	3.400 6.850 . 10.250 12	5.300 8.050 . 13.350 2	4.600 7.250 . 11.850 12	48.750 5
6	549	Jennifer Chew	Flicka	Diff: 4.400 Exec: 9.100 ND: . Final: 13.500 Place: 2	2.500 7.650 . 10.150 14	4.700 6.950 . 11.650 8	5.500 7.850 . 13.350 2	48.650 6
7	548	Nicole Pineau	Aviva	Diff: 4.000 Exec: 8.750 ND: . Final: 12.750 Place: 16	3.900 8.550 . 12.450 1	5.000 5.650 . 10.650 14T	5.000 7.700 . 12.700 7	48.550 7
8	553	Elan Fortin-Eglitis	Langley	Diff: 4.200 Exec: 9.100 ND: . Final: 13.300 Place: 4T	1.500 8.350 . 9.850 17	4.700 7.750 . 12.450 5	4.900 7.950 . 12.850 5T	48.450 8
9	546	Kerensa Mitchell	Aviva	Diff: 4.000 Exec: 9.200 ND: . Final: 13.200 Place: 8T	4.500 4.100 . 8.600 19	5.700 7.700 . 13.400 1	5.100 8.100 . 13.200 3	48.400 9

2010 BC Championships

National Open Women





Saturday, April 10

Rank	Num	Name	Gym					AA
10	544	Helen Cheung	Aviva	Diff: 4.400 Exec: 9.200 ND: . Final: <u>13.600</u> Place: 1	4.800 7.400 . <u>12.200</u> 2	4.300 6.200 . <u>10.500</u> 17	3.500 8.200 . <u>11.700</u> 13	48.000 10
11	554	Kaitie Geisler	Langley	Diff: 4.000 Exec: 8.850 ND: . Final: <u>12.850</u> Place: 15	3.600 7.100 . <u>10.700</u> 8	5.100 6.350 . <u>11.450</u> 10	4.900 7.750 -0.200 <u>12.450</u> 9	47.450 11
12	556	Nicole Marion	Langley	Diff: 4.200 Exec: 9.050 ND: . Final: <u>13.250</u> Place: 7	3.500 8.400 . <u>11.900</u> 3T	4.200 6.450 . <u>10.650</u> 14T	4.400 7.250 -0.300 <u>11.350</u> 17T	47.150 12
13	555	Kylie Macklin	Langley	Diff: 4.400 Exec: 8.950 ND: . Final: <u>13.350</u> Place: 3	1.800 8.650 . <u>10.450</u> 9	4.500 6.750 . <u>11.250</u> 12	3.600 7.750 . <u>11.350</u> 17T	46.400 13
14	563	Andry Friesen	Twisters	Diff: 4.000 Exec: 9.050 ND: . Final: <u>13.050</u> Place: 12	3.900 6.300 . <u>10.200</u> 13	4.200 7.150 . <u>11.350</u> 11	3.700 8.000 -0.300 <u>11.400</u> 16	46.000 14
15	558	Dana Lainchbury	Nanaimo	Diff: 4.000 Exec: 8.200 ND: . Final: <u>12.200</u> Place: 19	2.700 8.050 . <u>10.750</u> 7	4.200 7.500 . <u>11.700</u> 7	3.200 8.000 . <u>11.200</u> 19	45.850 15
16	562	Mia Angus	Twisters	Diff: 4.000 Exec: 8.700 ND: . Final: <u>12.700</u> Place: 17	2.800 7.600 . <u>10.400</u> 10	4.500 6.100 . <u>10.600</u> 16	4.500 7.550 . <u>12.050</u> 11	45.750 16
17	552	Emily Schultz	KATTS	Diff: 4.000 Exec: 8.600 ND: . Final: <u>12.600</u> Place: 18	2.900 7.000 . <u>9.900</u> 16	4.100 6.650 . <u>10.750</u> 13	4.300 7.300 . <u>11.600</u> 14	44.850 17
18	565	Amy Macklin	Langley	Diff: 4.200 Exec: 8.800 ND: . Final: <u>13.000</u> Place: 13	1.500 8.500 . <u>10.000</u> 15	4.000 6.250 . <u>10.250</u> 18	3.500 8.000 . <u>11.500</u> 15	44.750 18

2010 BC Championships

National Open Women

Saturday, April 10





Rank	Num	Name	Gym					AA
19	547	Taylor Oakley	Aviva	Diff: 4.400	2.900	5.000	4.500	
				Exec: 8.900	5.850	4.150	8.350	
				ND:	
				Final: <u>13.300</u>	<u>8.750</u>	<u>9.150</u>	<u>12.850</u>	44.050
				Place: 4T	18	19	5T	19

2010 BC Championships

P4 Novice Results

Women

Sunday, April 11





Rank	Num	Name	Gym					AA
1	437	Stefanie Talboys	Nanaimo	Diff: 3.700 Exec: 8.900 ND: . Final: 12.600 Place: 7	3.700 9.000 0.100 12.800 3	4.100 8.800 -0.400 12.500 7	4.000 8.650 . 12.650 3	50.550 1
2	425	Lindsay Peacock	Falcon	Diff: 4.400 Exec: 8.400 ND: . Final: 12.800 Place: 3T	3.900 8.200 0.100 12.200 7	4.500 8.450 . 12.950 4	4.500 8.050 . 12.550 4T	50.500 2
3	424	Samantha Morrison	Falcon	Diff: 4.300 Exec: 8.400 ND: . Final: 12.700 Place: 5T	3.600 8.800 0.100 12.500 4	4.500 8.500 0.100 13.100 2	4.400 7.400 . 11.800 12T	50.100 3
4	443	Madison Sader	Splitz	Diff: 4.400 Exec: 8.100 ND: . Final: 12.500 Place: 9T	4.000 8.100 . 12.100 8	3.600 8.500 . 12.100 9T	4.200 8.750 . 12.950 1	49.650 4
5	442	Miranda Gregory	Splitz	Diff: 3.700 Exec: 8.800 ND: . Final: 12.500 Place: 9T	3.700 8.050 . 11.750 12	4.000 8.450 0.100 12.550 6	4.100 8.650 . 12.750 2	49.550 5
6	441	Danielle Celentano	Splitz	Diff: 3.700 Exec: 8.850 ND: . Final: 12.550 Place: 8	4.000 8.300 0.100 12.400 5T	3.800 8.500 . 12.300 8	4.100 8.200 -0.100 12.200 8	49.450 6
7	431	Heather Owen	Langley	Diff: 4.400 Exec: 7.500 ND: . Final: 11.900 Place: 21	4.000 9.050 0.100 13.150 1	4.400 7.700 . 12.100 9T	3.600 8.200 . 11.800 12T	48.950 7
8	566	Emily Robinson	TAG	Diff: 3.700 Exec: 8.500 ND: . Final: 12.200 Place: 13T	3.900 6.950 0.100 10.950 16	4.000 8.600 . 12.600 5	4.000 8.400 . 12.400 6	48.150 8
9	433	Morgan Selkirk	Langley	Diff: 3.700 Exec: 8.500 ND: . Final: 12.200 Place: 13T	3.400 8.650 . 12.050 9	4.000 8.000 . 12.000 11	3.400 8.400 . 11.800 12T	48.050 9

2010 BC Championships

P4 Novice Results

Women

Sunday, April 11





Rank	Num	Name	Gym					AA
10T	435	Brianne Kerr	Lion'sPride	Diff: 3.700 Exec: 9.100 ND: . Final: 12.800 Place: 3T	4.300 8.100 . 12.400 5T	3.300 8.600 . 11.900 12	3.600 7.200 . 10.800 23T	47.900 10T
10T	427	Elaina Barale	HarbourCity	Diff: 3.700 Exec: 7.800 ND: . Final: 11.500 Place: 23T	3.800 7.650 . 11.450 13	3.800 9.100 0.100 13.000 3	4.000 7.950 . 11.950 10T	47.900 10T
10T	436	Cassidy Stagg	Nanaimo	Diff: 3.700 Exec: 9.000 ND: . Final: 12.700 Place: 5T	3.500 8.350 0.100 11.950 10	3.100 8.500 . 11.600 15T	3.500 8.150 . 11.650 16	47.900 10T
13	430	Alycia Delesalle	Langley	Diff: 3.700 Exec: 8.600 ND: . Final: 12.300 Place: 11T	3.900 8.950 0.100 12.950 2	4.300 6.150 . 10.450 25	4.200 7.750 . 11.950 10T	47.650 13
14	429	Leanne Perrich	KeyCity	Diff: 3.700 Exec: 8.500 ND: . Final: 12.200 Place: 13T	3.100 8.150 0.100 11.350 14	3.000 8.250 . 11.250 20	4.000 8.550 . 12.550 4T	47.350 14
15	434	Cassidy Welch	Langley	Diff: 3.700 Exec: 8.300 ND: . Final: 12.000 Place: 18T	3.200 8.700 . 11.900 11	3.900 7.000 . 10.900 22	4.200 8.150 . 12.350 7	47.150 15
16	420	Micaylla Broadway	Duncan	Diff: 3.700 Exec: 7.800 ND: . Final: 11.500 Place: 23T	4.000 6.100 . 10.100 18	4.400 8.900 . 13.300 1	3.900 7.600 . 11.500 18	46.400 16
17	419	Annabel Rawson	Aviva	Diff: 4.500 Exec: 8.450 ND: . Final: 12.950 Place: 2	3.900 4.800 . 8.700 25	4.100 7.550 -0.100 11.550 17	4.300 7.400 . 11.700 15	44.900 17
18	422	Talia Goodyear	Falcon	Diff: 4.400 Exec: 8.700 ND: . Final: 13.100 Place: 1	3.700 6.150 . 9.850 21	3.800 6.600 . 10.400 26	3.800 7.650 . 11.450 19	44.800 18

2010 BC Championships

P4 Novice Results

Women

Sunday, April 11

Rank	Num	Name	Gym					AA
19	426	Chiara Bertolini	FlipCity	Diff: 3.500 Exec: 8.200 ND: Final: 11.700 Place: 22	3.400 6.600 . 10.000 20	3.300 8.300 . 11.600 15T	3.600 7.600 . 11.200 21T	44.500 19
20	432	Kristi Schroeder	Langley	Diff: 3.700 Exec: 8.500 ND: Final: 12.200 Place: 13T	3.300 5.850 . 9.150 24	4.100 7.650 0.100 11.850 13	3.500 7.700 . 11.200 21T	44.400 20
21	438	Mary Kate Dalla Lana	PrinceGeorge	Diff: 4.400 Exec: 7.600 ND: Final: 12.000 Place: 18T	3.300 6.750 . 10.050 19	2.600 8.400 . 11.000 21	4.300 7.000 . 11.300 20	44.350 21
22	439	Milan Knight	PrinceGeorge	Diff: 3.700 Exec: 8.600 ND: Final: 12.300 Place: 11T	3.000 6.550 . 9.550 22	4.000 7.300 . 11.300 19	4.200 6.600 . 10.800 23T	43.950 22
23T	428	Lauren Wotton	KATTS	Diff: 3.700 Exec: 8.250 ND: Final: 11.950 Place: 20	2.000 7.400 . 9.400 23	3.700 8.100 . 11.800 14	3.600 6.900 . 10.500 25	43.650 23T
23T	421	Moss Bruton Joe	Falcon	Diff: 2.900 Exec: 8.000 ND: Final: 10.900 Place: 26	3.900 6.700 . 10.600 17	3.200 7.350 . 10.550 23	3.800 7.800 . 11.600 17	43.650 23T
25	444	Bridget Hastings	Surrey	Diff: 3.700 Exec: 7.750 ND: Final: 11.450 Place: 25	2.500 8.600 . 11.100 15	3.200 8.250 . 11.450 18	3.200 6.200 . 9.400 26	43.400 25
26	423	Nicola Horwood	Falcon	Diff: 4.400 Exec: 7.800 ND: Final: 12.200 Place: 13T	2.800 3.200 . 6.000 26	3.100 7.400 . 10.500 24	4.400 7.750 . 12.150 9	40.850 26





2010 BC Championships

P4 Team Results

Women

Page: 1
Printed on: 4/12/2010
at: 12:02 PM

4/9/2010 - 4/11/2010





Rank	Gym	Team	Score				
1	Team FCG	FCG	235.750	60.400 2	58.550 1	59.800 1	57.000 2
2	Team FAL	FAL	234.500	61.850 1	55.950 3	57.950 2	58.750 1
3	Team LGF	LGF	194.750	47.800 3	58.350 2	42.900 4	45.700 4
4	Team FLI	FLI	186.600	46.350 4	45.300 4	48.700 3	46.250 3
5	Team SPL	SPL	148.650	37.550 5	36.250 5	36.950 5	37.900 5
6	Team KEY	KEY	136.750	35.800 8	31.750 7	34.150 7	35.050 6
7	Team KAT	KAT	136.350	36.250 7	32.300 6	35.300 6	32.500 8
8	Team PGG	PGG	131.150	36.800 6	29.400 8	31.650 8	33.300 7

2010 BC Championships

P5 Novice Results

Women

Sunday, April 11





Rank	Num	Name	Gym					AA
1	478	Maya Rahn	Lion'sPride	Diff: 5.000 Exec: 8.650 ND: . Final: <u>13.650</u> Place: 1	4.500 8.150 . <u>12.650</u> 1	4.300 7.600 . <u>11.900</u> 6T	5.300 8.350 . <u>13.650</u> 1	51.850 1
2	482	Marquita Renaerts	Twisters	Diff: 4.600 Exec: 8.400 ND: . Final: <u>13.000</u> Place: 3	3.500 8.600 . <u>12.100</u> 3	5.300 7.150 0.100 <u>12.550</u> 4	4.900 7.350 . <u>12.250</u> 6	49.900 2
3	481	Hailee Vankoughnett	Surrey	Diff: 4.500 Exec: 8.150 ND: . Final: <u>12.650</u> Place: 6	3.600 8.900 . <u>12.500</u> 2	4.700 8.400 . <u>13.100</u> 1	3.900 7.550 . <u>11.450</u> 10T	49.700 3
4	477	Quiona Lovbakke	Lion'sPride	Diff: 4.800 Exec: 8.600 ND: . Final: <u>13.400</u> Place: 2	3.500 8.050 . <u>11.550</u> 6	3.300 7.350 . <u>10.650</u> 11	5.300 7.700 . <u>13.000</u> 2	48.600 4
5	480	Lina Goto	PrinceGeorge	Diff: 4.700 Exec: 8.100 ND: . Final: <u>12.800</u> Place: 5	3.900 6.750 . <u>10.650</u> 9	4.800 8.100 . <u>12.900</u> 3	4.200 7.800 . <u>12.000</u> 7	48.350 5
6	476	Imogen Cosgrove	Lion'sPride	Diff: 4.500 Exec: 8.100 ND: . Final: <u>12.600</u> Place: 7	4.200 6.300 . <u>10.500</u> 11	4.300 7.800 . <u>12.100</u> 5	4.900 7.950 . <u>12.850</u> 3	48.050 6
7	474	Taylor Janzen	FlipCity	Diff: 4.500 Exec: 7.950 ND: . Final: <u>12.450</u> Place: 9	3.700 7.050 . <u>10.750</u> 8	4.700 8.300 . <u>13.000</u> 2	3.700 8.000 . <u>11.700</u> 8	47.900 7
8	470	Aimee Clark	CampbellRiver	Diff: 4.500 Exec: 7.500 ND: . Final: <u>12.000</u> Place: 11	3.200 6.500 0.100 <u>9.800</u> 13	4.100 7.650 . <u>11.750</u> 8	4.300 8.000 . <u>12.300</u> 5	45.850 8
9	483	Kristen Ho	Phoenix	Diff: 4.600 Exec: 8.300 ND: . Final: <u>12.900</u> Place: 4	4.300 6.050 . <u>10.350</u> 12	3.900 6.200 . <u>10.100</u> 12	4.600 7.750 . <u>12.350</u> 4	45.700 9

2010 BC Championships

P5 Novice Results

Women





Sunday, April 11

Rank	Num	Name	Gym					AA
10	473	Ayla Marji	Flicka	Diff: 4.700 Exec: 7.800 ND: . Final: 12.500 Place: 8	3.500 7.000 0.100 10.600 10	4.100 7.500 . 11.600 9	4.500 6.250 . 10.750 12	45.450 10
11	472	Musa Niwa-Heinen	Falcon	Diff: 4.500 Exec: 6.400 ND: . Final: 10.900 Place: 12	3.900 7.800 . 11.700 4T	5.100 6.000 . 11.100 10	4.500 7.150 . 11.650 9	45.350 11
12	475	Jordana Robinson	FlipCity	Diff: 3.600 Exec: 8.600 ND: . Final: 12.200 Place: 10	3.400 6.100 . 9.500 14	3.900 5.950 . 9.850 13	3.500 7.950 . 11.450 10T	43.000 12
13	471	Caleigh Mayer	Aviva	Diff: 0.000 Exec: 0.000 ND: . Final: 0.000 Place: 13*	3.300 7.850 . 11.150 7	4.600 7.300 . 11.900 6T	3.800 6.450 . 10.250 13	33.300 13
14	484	Sofia Savkovic	Phoenix	Diff: 0.000 Exec: 0.000 ND: . Final: 0.000 Place: 13*	3.700 8.000 . 11.700 4T	0.000 0.000 . 0.000 14	0.000 0.000 . 0.000 14	11.700 14

2010 BC Championships

P5 Open Women





4/9/2010 - 4/11/2010

Rank	Num	Name	Gym					AA
1	503	Sugar Tiner	Okanagan	Diff: 4.800 Exec: 8.900 ND: . Final: 13.700 Place: 2	3.700 7.900 . 11.600 9	5.300 8.100 . 13.400 1	4.900 8.200 . 13.100 7	51.800 1
2	507	Renee Jendral	Splitz	Diff: 4.500 Exec: 7.850 ND: . Final: 12.350 Place: 17	4.300 8.950 0.100 13.350 1	4.300 7.500 0.100 11.900 7	5.400 8.350 . 13.750 2	51.350 2
3	488	Emma Starko	Delta	Diff: 4.500 Exec: 8.500 ND: . Final: 13.000 Place: 8T	3.400 8.600 . 12.000 6	4.100 8.200 . 12.300 3	5.100 8.100 . 13.200 4T	50.500 3
4	493	Alyssa Leblond	Falcon	Diff: 5.000 Exec: 8.100 ND: . Final: 13.100 Place: 5T	4.200 8.250 . 12.450 2	4.700 6.850 . 11.550 10	4.700 8.500 . 13.200 4T	50.300 4
5	489	Sara Stoll	Delta	Diff: 4.600 Exec: 8.300 ND: . Final: 12.900 Place: 10	2.800 8.200 . 11.000 14	4.100 8.000 . 12.100 4	5.600 8.500 . 14.100 1	50.100 5
6	494	Remy Neumeyer	FlipCity	Diff: 4.500 Exec: 8.100 ND: . Final: 12.600 Place: 13	4.000 8.100 . 12.100 5	5.500 7.100 . 12.600 2	3.800 8.350 . 12.150 11T	49.450 6
7	492	Naomi Fuglem	Falcon	Diff: 5.000 Exec: 7.400 ND: . Final: 12.400 Place: 15T	3.900 8.150 0.100 12.150 4	4.700 7.300 . 12.000 5T	5.500 7.350 . 12.850 9	49.400 7
8	496	Chelsea Benedictson	Langley	Diff: 4.500 Exec: 7.900 ND: . Final: 12.400 Place: 15T	3.600 7.550 . 11.150 13	3.900 8.100 . 12.000 5T	4.700 8.800 . 13.500 3	49.050 8
9	499	Kayla Cudmore	Langley	Diff: 4.600 Exec: 8.450 ND: . Final: 13.050 Place: 7	3.700 7.550 . 11.250 11	3.800 7.800 . 11.600 9	4.700 7.800 . 12.500 10	48.400 9

2010 BC Championships

P5 Open Women





4/9/2010 - 4/11/2010

Rank	Num	Name	Gym					AA
10	487	Mallory Pope	Delta	Diff: 4.700 Exec: 7.300 ND: . Final: 12.000 Place: 19	3.700 8.150 . 11.850 7	3.500 7.900 . 11.400 11	5.300 7.750 . 13.050 8	48.300 10
11	495	Stephanie Bedry	Langley	Diff: 4.700 Exec: 8.100 ND: . Final: 12.800 Place: 11	4.000 8.350 . 12.350 3	4.800 6.100 . 10.900 16	4.300 7.650 . 11.950 13	48.000 11
12	505	Anna Rivard	Polarettes	Diff: 5.000 Exec: 9.100 ND: . Final: 14.100 Place: 1	3.500 6.800 . 10.300 16T	3.700 6.350 . 10.050 18T	5.200 8.000 . 13.200 4T	47.650 12
13	486	Laura Goncalves	Delta	Diff: 4.800 Exec: 8.850 ND: . Final: 13.650 Place: 3	2.800 7.500 . 10.300 16T	3.900 7.800 . 11.700 8	3.700 7.950 . 11.650 14	47.300 13
14T	497	Maddie Best	Langley	Diff: 4.500 Exec: 8.600 ND: . Final: 13.100 Place: 5T	3.800 7.050 . 10.850 15	4.300 6.850 . 11.150 14	4.100 7.800 -0.300 11.600 15	46.700 14T
14T	491	Monika Allan	Falcon	Diff: 4.500 Exec: 8.250 ND: . Final: 12.750 Place: 12	3.600 8.100 . 11.700 8	3.700 7.300 . 11.000 15	3.100 8.150 . 11.250 17	46.700 14T
16	502	Miranda Pineau	Okanagan	Diff: 4.800 Exec: 8.200 ND: . Final: 13.000 Place: 8T	3.500 7.700 . 11.200 12	3.800 7.500 . 11.300 13	3.600 6.950 . 10.550 19	46.050 16
17	506	Kayla Raimondo	PowellRiver	Diff: 4.700 Exec: 7.600 ND: . Final: 12.300 Place: 18	3.800 7.500 . 11.300 10	4.600 6.750 . 11.350 12	4.200 6.400 . 10.600 18	45.550 17
18	501	Kelly Atamanchuk	Okanagan	Diff: 4.800 Exec: 8.550 ND: 0.100 Final: 13.450 Place: 4	4.300 5.100 . 9.400 18	4.600 5.450 . 10.050 18T	4.400 6.950 . 11.350 16	44.250 18

2010 BC Championships

P5 Open Women

4/9/2010 - 4/11/2010





Rank	Num	Name	Gym					AA
19	498	Jennifer Cooper	Langley	Diff: 4.300	1.700	4.200	4.900	
				Exec: 8.150	4.450	6.400	7.250	
				ND:	
				Final: <u>12.450</u>	<u>6.150</u>	<u>10.600</u>	<u>12.150</u>	41.350
				Place: 14	19	17	11T	19

2010 BC Championships

P5 Tyro Results

Women

4/9/2010 - 4/11/2010





Rank	Num	Name	Gym					AA
1	469	Ashlynn Skulstad	Twisters	Diff: 4.600 Exec: 8.500 ND: . Final: <u>13.100</u> Place: 2	3.700 8.850 0.100 <u>12.650</u> 1	5.500 7.150 . <u>12.650</u> 2T	4.700 8.050 . <u>12.750</u> 3	51.150 1
2	467	Makaila Lapointe	Twisters	Diff: 4.500 Exec: 8.200 ND: . Final: <u>12.700</u> Place: 4	2.700 8.650 . <u>11.350</u> 2	5.300 8.050 . <u>13.350</u> 1	5.000 8.150 . <u>13.150</u> 1	50.550 2
3	466	Madisen Whelband	FlipCity	Diff: 4.500 Exec: 8.700 ND: . Final: <u>13.200</u> Place: 1	2.200 8.200 . <u>10.400</u> 6	4.800 7.800 . <u>12.600</u> 4	4.000 8.400 . <u>12.400</u> 4	48.600 3
4	567	Erin England	TAG	Diff: 4.500 Exec: 7.550 ND: . Final: <u>12.050</u> Place: 5	2.500 8.100 . <u>10.600</u> 5	4.400 8.250 . <u>12.650</u> 2T	4.900 8.150 . <u>13.050</u> 2	48.350 4
5	468	Shayla Ogloff	Twisters	Diff: 4.800 Exec: 8.250 ND: . Final: <u>13.050</u> Place: 3	2.900 8.350 . <u>11.250</u> 3	4.800 6.550 . <u>11.350</u> 6	4.500 7.800 . <u>12.300</u> 5	47.950 5
6	465	Danae Wright	Delta	Diff: 2.800 Exec: 8.400 ND: . Final: <u>11.200</u> Place: 6	2.300 8.850 . <u>11.150</u> 4	3.100 8.300 . <u>11.400</u> 5	3.600 8.150 . <u>11.750</u> 6	45.500 6

2010 BC Championships

P5 Tyro Results

Women

4/9/2010 - 4/11/2010

Rank	Num	Name	Gym					AA
1	469	Ashlynn Skulstad	Twisters	Diff: 4.600 Exec: 8.500 ND: . Final: <u>13.100</u> Place: 2	3.700 8.850 0.100 <u>12.650</u> 1	5.500 7.150 . <u>12.650</u> 2T	4.700 8.050 . <u>12.750</u> 3	51.150 1
2	467	Makaila Lapointe	Twisters	Diff: 4.500 Exec: 8.200 ND: . Final: <u>12.700</u> Place: 4	2.700 8.650 . <u>11.350</u> 2	5.300 8.050 . <u>13.350</u> 1	5.000 8.150 . <u>13.150</u> 1	50.550 2
3	466	Madisen Whelband	FlipCity	Diff: 4.500 Exec: 8.700 ND: . Final: <u>13.200</u> Place: 1	2.200 8.200 . <u>10.400</u> 6	4.800 7.800 . <u>12.600</u> 4	4.000 8.400 . <u>12.400</u> 4	48.600 3
4	567	Erin England	TAG	Diff: 4.500 Exec: 7.550 ND: . Final: <u>12.050</u> Place: 5	2.500 8.100 . <u>10.600</u> 5	4.400 8.250 . <u>12.650</u> 2T	4.900 8.150 . <u>13.050</u> 2	48.350 4
5	468	Shayla Ogloff	Twisters	Diff: 4.800 Exec: 8.250 ND: . Final: <u>13.050</u> Place: 3	2.900 8.350 . <u>11.250</u> 3	4.800 6.550 . <u>11.350</u> 6	4.500 7.800 . <u>12.300</u> 5	47.950 5
6	465	Danae Wright	Delta	Diff: 2.800 Exec: 8.400 ND: . Final: <u>11.200</u> Place: 6	2.300 8.850 . <u>11.150</u> 4	3.100 8.300 . <u>11.400</u> 5	3.600 8.150 . <u>11.750</u> 6	45.500 6





2010 BC Championships

P5 Team Results

Women

Page: 1
Printed on: 4/12/2010
at: 4:31 PM







4/9/2010 - 4/11/2010

Rank	Gym	Team	Score				
1	Team DEL	DEL	241.700	62.750 1	56.300 1	58.900 1	63.750 1
2	Team TWI	TWI	199.550	51.850 2	47.350 3	49.900 2	50.450 2
3	Team FAL	FAL	191.750	49.150 5	48.000 2	45.650 4	48.950 3
4	Team FCG	FCG	188.950	50.450 4	42.750 4	48.050 3	47.700 5
5	Team LGF	LGF	184.450	51.400 3	40.600 5	44.250 5	48.200 4
6	Team LPG	LPG	148.500	39.650 7	34.700 6	34.650 7	39.500 6
7	Team OGC	OGC	142.100	40.150 6	32.200 7	34.750 6	35.000 7

2010 BC Championships

HP Junior Men







Sunday, April 11

Rank	Num	Name	Gym							AA
1	713	Robert Watson	Richmond	Diff: 5.700	4.900	5.300	5.400	4.900	5.300	
				Exec: 8.300	7.950	8.950	7.900	9.450	8.600	
				ND:	0.000	.	
				Final: <u>14.000</u>	<u>12.850</u>	<u>14.250</u>	<u>13.300</u>	<u>14.350</u>	<u>13.900</u>	82.650
				Place: 2	1	1	2	1	1	1
2	712	Kal Nemier	Flicka	Diff: 4.800	3.700	4.000	5.400	4.300	3.900	
				Exec: 9.300	8.700	8.700	9.200	9.000	8.000	
				ND:	0.000	.	
				Final: <u>14.100</u>	<u>12.400</u>	<u>12.700</u>	<u>14.600</u>	<u>13.300</u>	<u>11.900</u>	79.000
				Place: 1	2	3	1	2	3	2
3	711	Devy Dyson	Delta	Diff: 4.400	3.800	4.600	4.600	4.500	3.600	
				Exec: 7.950	8.000	8.350	8.500	7.100	8.350	
				ND:	0.000	.	
				Final: <u>12.350</u>	<u>11.800</u>	<u>12.950</u>	<u>13.100</u>	<u>11.600</u>	<u>11.950</u>	73.750
				Place: 3	3	2	3	3	2	3

2010 BC Championships

HP Senior Men







Sunday, April 11

Rank	Num	Name	Gym							AA
1	717	Jason Scott	Richmond	Diff: 5.300	4.600	5.500	5.400	4.800	5.100	
				Exec: 6.300	6.850	8.550	7.800	8.250	8.750	
				ND: .	.	.	-0.300	0.000	.	
				Final: <u>11.600</u>	<u>11.450</u>	<u>14.050</u>	<u>12.900</u>	<u>13.050</u>	<u>13.850</u>	76.900
				Place: 3	2	1	3	2	1	1
2	715	Chris Sheremeta	Delta	Diff: 4.600	4.700	4.500	5.400	4.200	3.800	
				Exec: 7.450	8.200	8.400	8.500	7.200	8.550	
				ND: .	.	.	-0.300	0.000	.	
				Final: <u>12.050</u>	<u>12.900</u>	<u>12.900</u>	<u>13.600</u>	<u>11.400</u>	<u>12.350</u>	75.200
				Place: 2	1	2	2	3	3	2
3	714	Hood Michael	Delta	Diff: 4.500	4.300	3.900	4.600	4.000	4.400	
				Exec: 8.600	5.750	8.000	9.100	9.100	8.750	
				ND:	0.000	.	
				Final: <u>13.100</u>	<u>10.050</u>	<u>11.900</u>	<u>13.700</u>	<u>13.100</u>	<u>13.150</u>	75.000
				Place: 1	3	3	1	1	2	3

2010 BC Championships

Open Men

Sunday, April 11







Rank	Num	Name	Gym							AA
1	674	Scott Morgan	Flicka	Diff: 4.800 Exec: 8.650 ND: . Final: 13.450 Place: 1	2.800 8.525 0.100 11.425 3	4.400 8.900 . 13.300 1	6.200 9.000 . 15.200 1	3.000 9.150 0.100 12.250 1	3.100 9.400 . 12.500 1	78.125 1
2	677	Jonathan Osers	Twisters	Diff: 4.200 Exec: 8.650 ND: 0.100 Final: 12.950 Place: 2	2.900 8.750 . 11.650 2	3.200 8.700 . 11.900 3	4.000 9.200 . 13.200 3T	3.000 9.050 0.000 12.050 2	2.700 8.250 . 10.950 4	72.700 2
3	675	Cody Briggs	Okanagan	Diff: 3.200 Exec: 8.950 ND: . Final: 12.150 Place: 4	2.800 9.100 . 11.900 1	3.000 8.650 . 11.650 4	4.600 8.700 . 13.300 2	2.700 8.850 0.000 11.550 4	3.200 8.750 . 11.950 3	72.500 3
4	672	Daniel Willems	Delta	Diff: 3.200 Exec: 8.350 ND: 0.100 Final: 11.650 Place: 6T	2.300 7.900 -1.000 9.200 7	3.700 8.600 . 12.300 2	4.600 8.600 . 13.200 3T	3.100 8.500 0.000 11.600 3	2.700 9.350 0.100 12.150 2	70.100 4
5	671	Leif Tuura	Delta	Diff: 2.900 Exec: 8.650 ND: 0.100 Final: 11.650 Place: 6T	3.200 8.200 . 11.400 4	3.500 7.250 . 10.750 6	4.200 8.900 . 13.100 5	2.900 8.050 0.100 11.050 7	2.100 8.300 . 10.400 7	68.350 5
6	670	Jackson Ross	Delta	Diff: 2.800 Exec: 8.500 ND: 0.100 Final: 11.400 Place: 8	2.800 7.950 0.100 10.850 5	3.400 7.750 . 11.150 5	4.000 8.300 . 12.300 7	2.800 8.200 0.100 11.100 6	2.500 8.350 . 10.850 5	67.650 6
7	676	Charles Haycock	Twisters	Diff: 3.300 Exec: 8.550 ND: 0.100 Final: 11.950 Place: 5	2.900 7.150 . 10.050 6	2.200 8.450 . 10.650 7	4.000 8.100 . 12.100 8	2.900 8.200 0.100 11.200 5	2.500 8.300 . 10.800 6	66.750 7
8	673	William Erichson	Flicka	Diff: 3.400 Exec: 8.800 ND: . Final: 12.200 Place: 3	2.600 7.150 -1.000 8.750 8	2.400 7.600 . 10.000 8	4.000 8.700 . 12.700 6	2.700 8.100 0.100 10.900 8	2.000 7.550 -1.000 8.550 8	63.100 8

2010 BC Championships

Level 3 Under 13

Men

Sunday, April 11







Rank	Num	Name	Gym							AA
1	643	Hyugo Ishida	Surrey	Diff: 2.300	2.600	2.200	3.800	1.900	2.100	
				Exec: 9.300	9.250	9.600	9.500	9.550	9.300	
				ND: .	0.100	0.100	.	0.100	0.100	
				Final: 11.600	11.950	11.900	13.300	11.550	11.500	71.800
				Place: 3T	3T	1	1	1	1	1
2	645	Voncan Omidi	Surrey	Diff: 2.400	2.600	2.200	3.800	2.000	2.100	
				Exec: 8.800	9.300	9.150	9.300	9.350	9.200	
				ND: .	0.100	0.000	0.100	.	.	
				Final: 11.200	12.000	11.350	13.200	11.350	11.300	70.400
				Place: 12T	2	2T	2	2	2	2
3	646	Aidan Wilson	Surrey	Diff: 2.100	2.400	2.000	3.400	1.900	1.900	
				Exec: 9.400	9.250	9.350	9.000	9.200	8.600	
				ND: 0.100	0.100	.	.	0.100	0.100	
				Final: 11.600	11.750	11.350	12.400	11.200	10.600	68.900
				Place: 3T	6*	2T	6T	3T	8	3
4	640	Liam Dawson	Okanagan	Diff: 2.200	2.600	2.200	3.400	1.900	1.900	
				Exec: 9.450	9.350	8.600	9.200	9.050	8.250	
				ND: .	0.100	0.000	0.100	0.100	.	
				Final: 11.650	12.050	10.800	12.700	11.050	10.150	68.400
				Place: 2	1	6	3	6	13T	4
5T	650	Nickolas Thiessen	Twisters	Diff: 2.500	2.300	2.000	3.000	1.800	2.100	
				Exec: 8.800	9.200	8.950	9.600	8.200	8.450	
				ND: .	0.100	0.000	.	.	.	
				Final: 11.300	11.600	10.950	12.600	10.000	10.550	67.000
				Place: 10	9	4T	5	16T	9	5T
5T	634	Victor Blaine	Langley	Diff: 2.100	2.600	2.100	3.000	1.900	1.900	
				Exec: 9.300	9.200	8.250	9.350	8.050	8.950	
				ND: .	0.100	0.000	.	0.100	0.100	
				Final: 11.400	11.900	10.350	12.350	10.050	10.950	67.000
				Place: 6	5	14	8*	14T	4	5T
7	632	Adrian Kask	Kerrigan	Diff: 2.300	2.400	2.100	3.000	2.000	1.900	
				Exec: 9.050	9.250	8.250	9.350	8.100	8.750	
				ND: .	0.100	0.100	.	.	.	
				Final: 11.350	11.750	10.450	12.350	10.100	10.650	66.650
				Place: 7T	6*	12T	8*	13	6T	7
8T	628	Aidan Paige	FlipCity	Diff: 2.200	2.500	2.000	3.000	2.000	2.100	
				Exec: 8.650	9.350	7.850	9.650	8.100	8.800	
				ND: .	0.100	0.000	.	0.100	0.100	
				Final: 10.850	11.950	9.850	12.650	10.200	11.000	66.500
				Place: 18	3T	19	4	9T	3	8T
8T	631	Daniel Wood	Glacier	Diff: 2.200	2.300	2.000	3.000	1.900	2.100	
				Exec: 9.150	9.000	8.650	9.000	9.100	7.900	
				ND: .	0.100	0.000	.	0.100	.	
				Final: 11.350	11.400	10.650	12.000	11.100	10.000	66.500
				Place: 7T	16	9	16*	5	16	8T

2010 BC Championships

Level 3 Under 13

Men

Sunday, April 11







Rank	Num	Name	Gym							AA
10	639	Eric Wiebe	Lion'sPride	Diff: 2.100	1.900	2.100	3.000	1.900	2.100	
				Exec: 9.100	8.850	8.500	8.700	9.200	7.300	
				ND: .	0.100	0.100	.	0.100	0.100	
				Final: 11.200	10.850	10.700	11.700	11.200	9.500	65.150
				Place: 12T	19	8	24	3T	21	10
11	626	Connor Lyszczyk	Delta	Diff: 2.100	2.300	2.000	3.000	1.900	1.900	
				Exec: 8.550	9.050	8.650	9.150	7.350	8.400	
				ND: 0.100	0.100	0.100	.	.	.	
				Final: 10.750	11.450	10.750	12.150	9.250	10.300	64.650
				Place: 19	15	7	14	23	11	11
12	637	Brandon Macdonald	Langley	Diff: 2.100	2.500	1.900	3.000	2.000	1.900	
				Exec: 9.500	8.950	8.150	8.850	7.250	7.750	
				ND: 0.100	0.100	0.000	.	0.100	0.100	
				Final: 11.700	11.550	10.050	11.850	9.350	9.750	64.250
				Place: 1	10T	16T	22*	22	17T	12
13	642	Kevin Hignell	Surrey	Diff: 2.100	2.300	2.000	3.000	1.900	2.100	
				Exec: 9.000	9.200	8.500	8.800	8.200	6.800	
				ND: .	.	0.000	0.100	0.100	.	
				Final: 11.100	11.500	10.500	11.900	10.200	8.900	64.100
				Place: 15	12*	10*	20T	9T	25T	13
14	630	Quinn Barron	Glacier	Diff: 2.100	2.000	2.000	3.000	2.100	1.900	
				Exec: 8.550	8.400	8.950	9.000	7.500	8.350	
				ND: .	0.100	0.000	.	.	.	
				Final: 10.650	10.500	10.950	12.000	9.600	10.250	63.950
				Place: 20T	22	4T	16*	21	12	14
15	635	Sekai Fleming	Langley	Diff: 2.200	2.500	1.900	3.000	2.000	1.900	
				Exec: 8.350	9.100	7.350	9.100	8.000	8.100	
				ND: 0.100	0.100	0.000	.	.	0.100	
				Final: 10.650	11.700	9.250	12.100	10.000	10.100	63.800
				Place: 20T	8	22	15	16T	15	15
16	647	Elijah Horner	Twisters	Diff: 2.200	2.400	2.000	3.000	2.100	1.900	
				Exec: 9.050	9.050	8.050	9.350	8.550	6.000	
				ND: .	0.100	0.000	.	.	.	
				Final: 11.250	11.550	10.050	12.350	10.650	7.900	63.750
				Place: 11	10T	16T	8*	7	28	16
17	649	Curtis Olivier	Twisters	Diff: 2.200	2.300	1.900	3.000	2.100	2.100	
				Exec: 8.700	9.200	8.650	9.250	7.950	8.450	
				ND: 0.100	.	-3.000	.	.	0.100	
				Final: 11.000	11.500	7.550	12.250	10.050	10.650	63.000
				Place: 16	12*	26	13	14T	6T	17
18	629	Keaghan Reed	FlipCity	Diff: 2.200	2.100	2.200	3.000	1.900	1.900	
				Exec: 7.800	8.200	8.250	9.300	8.150	7.200	
				ND: .	.	0.000	.	0.100	.	
				Final: 10.000	10.300	10.450	12.300	10.150	9.100	62.300
				Place: 25	23	12T	11T	12	23T	18

2010 BC Championships

Level 3 Under 13

Men

Sunday, April 11







Rank	Num	Name	Gym							AA
19	648	Wyatt Lavers	Twisters	Diff: 2.200	2.400	2.100	3.000	2.100	2.100	
				Exec: 7.850	8.800	7.200	8.800	7.550	8.050	
				ND: .	.	0.000	0.100	.	.	
				Final: 10.050	11.200	9.300	11.900	9.650	10.150	62.250
				Place: 24	18	20*	20T	20	13T	19
20	638	Kevin Keddy	Lion'sPride	Diff: 2.100	1.900	2.000	3.000	1.900	2.100	
				Exec: 7.650	8.850	8.000	8.250	8.700	7.400	
				ND: .	.	0.000	.	.	0.100	
				Final: 9.750	10.750	10.000	11.250	10.600	9.600	61.950
				Place: 26	20	18	26	8	19T	20
21	641	Stephen Hiscock	Okanagan	Diff: 2.200	2.300	2.000	3.000	1.800	1.900	
				Exec: 8.750	8.900	8.100	6.850	7.400	8.900	
				ND: .	0.100	0.000	.	-1.000	.	
				Final: 10.950	11.300	10.100	9.850	8.200	10.800	61.200
				Place: 17	17	15	27	28	5	21
22	625	Douglas Carroll	Delta	Diff: 2.100	2.400	1.800	3.000	1.900	1.900	
				Exec: 9.250	9.000	8.500	9.300	8.100	8.400	
				ND: 0.100	0.100	-5.000	0.100	.	0.100	
				Final: 11.450	11.500	5.300	12.400	10.000	10.400	61.050
				Place: 5	12T	27	6T	16T	10	22
23	636	Bryce Kuypers	Langley	Diff: 2.100	2.400	2.000	3.000	1.900	2.100	
				Exec: 8.950	8.100	7.200	9.000	6.900	7.000	
				ND: 0.100	0.100	0.100	.	.	.	
				Final: 11.150	10.600	9.300	12.000	8.800	9.100	60.950
				Place: 14	21	20*	16*	25	23T	23
24	644	Duncan Losin	Surrey	Diff: 2.100	2.100	2.100	3.000	1.900	1.900	
				Exec: 6.900	8.100	6.350	8.650	8.100	7.700	
				ND: .	.	0.000	.	.	.	
				Final: 9.000	10.200	8.450	11.650	10.000	9.600	58.900
				Place: 27	24	24	25	16T	19T	24
25	623	Alec Bridgman	Balance	Diff: 2.100	1.500	2.100	3.000	2.100	1.900	
				Exec: 8.550	8.600	6.600	9.000	6.550	6.350	
				ND: .	-1.000	0.100	.	.	.	
				Final: 10.650	9.100	8.800	12.000	8.650	8.250	57.450
				Place: 20T	25	23	16*	27	27	25
26	633	Nicholas Ferguson	Kitimat	Diff: 2.100	1.900	1.900	3.000	1.800	1.900	
				Exec: 8.350	5.800	6.750	8.850	8.150	7.400	
				ND: .	.	-1.000	.	-0.900	.	
				Final: 10.450	7.700	7.650	11.850	9.050	9.300	56.000
				Place: 23	28	25	22*	24	22	26
27	624	Harvey Walshaw-Vaughan	Balance	Diff: 2.100	1.600	0.000	3.000	2.100	1.900	
				Exec: 9.250	8.250	0.000	9.300	6.650	7.000	
				ND: .	-1.000	0.000	.	.	.	
				Final: 11.350	8.850	0.000	12.300	8.750	8.900	50.150
				Place: 7T	26	28	11T	26	25T	27

2010 BC Championships

Level 3 Under 13

Men







Sunday, April 11

Rank	Num	Name	Gym							AA
28	627	Chase Merrin	Delta	Diff: 0.000	2.200	2.000	0.000	1.900	1.900	
				Exec: 0.000	5.600	8.500	0.000	8.300	7.850	
				ND: .	.	0.000	.	.	.	
				Final: 0.000	7.800	10.500	0.000	10.200	9.750	38.250
				Place: 28	27	10*	28	9T	17T	28

2010 BC Championships

Level 3 13+ Men

Sunday, April 11







Rank	Num	Name	Gym							AA
1	617	John Sandoval	Kerrigan	Diff: 2.100	2.600	2.000	3.000	2.000	1.900	
				Exec: 9.250	9.150	8.250	9.550	8.250	8.950	
				ND: .	0.100	0.000	.	.	0.100	
				Final: 11.350	11.850	10.250	12.550	10.250	10.950	67.200
				Place: 2	1	2	2	2	1	1
2	618	Aaron Cook	Kitimat	Diff: 2.200	2.300	2.000	3.000	1.900	1.900	
				Exec: 9.200	7.500	8.700	9.350	8.450	8.000	
				ND: .	.	0.100	.	.	0.100	
				Final: 11.400	9.800	10.800	12.350	10.350	10.000	64.700
				Place: 1	2	1	4	1	3	2
3	621	Benoit Latour	PolarTumblers	Diff: 2.300	1.500	2.000	3.800	1.900	1.900	
				Exec: 8.850	6.800	8.000	8.900	8.050	8.150	
				ND: .	-1.000	-1.000	.	.	.	
				Final: 11.150	7.300	9.000	12.700	9.950	10.050	60.150
				Place: 3	5T	4	1	3	2	3
4	615	Andrew May	Balance	Diff: 2.100	1.700	2.100	3.000	1.900	1.900	
				Exec: 8.150	7.950	7.900	8.350	6.450	7.400	
				ND: .	-1.000	0.000	.	.	.	
				Final: 10.250	8.650	10.000	11.350	8.350	9.300	57.900
				Place: 7	3	3	7	6	4	4
5	619	Damon Taylor	Kitimat	Diff: 2.000	1.900	1.900	3.000	1.800	1.800	
				Exec: 8.650	7.450	6.600	8.500	8.250	7.400	
				ND: .	-1.000	0.000	.	-1.000	.	
				Final: 10.650	8.350	8.500	11.500	9.050	9.200	57.250
				Place: 5	4	5	6	4	5	5
6	620	Andrew Crist	PolarTumblers	Diff: 2.100	1.500	1.900	3.800	1.900	1.900	
				Exec: 8.900	6.800	7.800	8.700	6.750	7.150	
				ND: .	-1.000	-3.000	.	.	0.100	
				Final: 11.000	7.300	6.700	12.500	8.650	9.150	55.300
				Place: 4	5T	6	3	5	6	6
7	622	William Rees	PolarTumblers	Diff: 2.100	1.500	1.900	3.000	1.800	0.000	
				Exec: 8.200	6.150	6.600	9.000	5.250	0.000	
				ND: .	-1.000	-3.000	.	-1.000	.	
				Final: 10.300	6.650	5.500	12.000	6.050	0.000	40.500
				Place: 6	7	7	5	7	7	7

2010 BC Championships

Level 4 Under 13

Men







Sunday, April 11

Rank	Num	Name	Gym							AA
1	718	Michael Sibly	Flicka	Diff: 2.400	2.600	2.000	3.400	2.300	2.200	
				Exec: 9.550	9.250	9.100	8.850	9.400	9.000	
				ND: 0.100	0.100			0.000		
				Final: 12.050	11.950	11.100	12.250	11.700	11.200	70.250
				Place: 1	2	4T	5	1	3	1
2	662	Cameron Stanley	Twisters	Diff: 2.600	2.200	2.200	3.000	2.400	2.200	
				Exec: 8.650	9.200	9.050	8.800	8.500	9.350	
				ND: .	0.100	0.000			0.100	
				Final: 11.250	11.500	11.250	11.800	10.900	11.650	68.350
				Place: 3	4	2	6	3	1	2
3	660	Brian Lau	Richmond	Diff: 2.900	2.600	2.100	4.000	2.300	2.200	
				Exec: 7.250	9.300	8.550	8.500	9.100	9.250	
				ND: .		0.000				
				Final: 10.150	11.900	10.650	12.500	11.400	11.450	68.050
				Place: 6	3	6	2	2	2	3
4	658	Mitchell Farquharson	Delta	Diff: 2.200	2.900	2.200	3.800	2.000	2.000	
				Exec: 8.750	9.200	9.000	8.600	8.250	8.200	
				ND: 0.100	0.100	0.000		0.000	0.100	
				Final: 11.050	12.200	11.200	12.400	10.250	10.300	67.400
				Place: 4	1	3	3	4	5	4
5	659	Kevin Naismith	Langley	Diff: 2.500	2.800	2.200	3.800	2.300	2.200	
				Exec: 8.900	6.800	8.800	9.550	7.700	7.500	
				ND: 0.100	0.100	0.100		0.100		
				Final: 11.500	9.700	11.100	13.350	10.100	9.700	65.450
				Place: 2	5T	4T	1	5	6	5
6	661	Noah Behm	Surrey	Diff: 2.400	2.200	2.200	3.400	2.200	2.200	
				Exec: 8.450	7.400	9.000	8.950	7.550	8.650	
				ND: 0.100	0.100	0.100		0.000	0.100	
				Final: 10.950	9.700	11.300	12.350	9.750	10.950	65.000
				Place: 5	5T	1	4	6	4	6

2010 BC Championships

Level 4 13+ Men

Sunday, April 11

Rank	Num	Name	Gym							AA
1	657	Khalil Dhanji	Surrey	Diff: 2.500	2.900	2.200	3.800	2.500	2.200	
				Exec: 9.100	7.800	9.150	9.500	8.350	9.250	
				ND: 0.100	0.100	0.100				
				Final: 11.700	10.800	11.450	13.300	10.850	11.450	69.550
				Place: 1	3	1	1	3	1	1
2	654	Tyler Welch	Langley	Diff: 2.600	2.300	2.100	3.800	2.500	2.200	
				Exec: 8.800	8.100	8.450	8.750	8.300	8.550	
				ND: .	0.100	-0.100		0.100	0.100	
				Final: 11.400	10.500	10.450	12.550	10.900	10.850	66.650
				Place: 2	4	5	2T	2	4	2
3	656	Benton Robertson	Richmond	Diff: 2.400	2.200	2.000	3.800	2.000	2.200	
				Exec: 8.400	7.700	8.950	8.750	8.600	8.900	
				ND: .		0.000		0.100		
				Final: 10.800	9.900	10.950	12.550	10.700	11.100	66.000
				Place: 7	6	3	2T	4	3	3
4	652	Jesse Seiler	FlipCity	Diff: 2.700	2.300	2.200	3.800	2.300	2.200	
				Exec: 8.200	6.400	8.500	8.400	8.950	9.000	
				ND: .	0.100	0.100		0.100	0.100	
				Final: 10.900	8.800	10.800	12.200	11.350	11.300	65.350
				Place: 5	7	4	5	1	2	4
5	651	Bradley Gulbranson	Delta	Diff: 2.400	2.200	2.100	3.800	2.300	2.000	
				Exec: 8.450	9.150	9.000	8.450	7.800	7.450	
				ND: .	0.100	0.100				
				Final: 10.850	11.450	11.200	12.250	10.100	9.450	65.300
				Place: 6	1	2	4	7	6	5
6	653	Garrett Brown	HarbourCity	Diff: 2.300	2.500	2.100	3.400	2.300	2.200	
				Exec: 8.850	7.700	9.150	8.500	8.100	8.250	
				ND: .	0.100	-1.000		0.100		
				Final: 11.150	10.300	10.250	11.900	10.500	10.450	64.550
				Place: 3	5	6	6	5	5	6
7	655	Rhys Hathaway	Lion'sPride	Diff: 2.300	2.000	2.000	3.800	2.300	2.200	
				Exec: 8.650	8.850	8.150	7.900	7.950	6.950	
				ND: .	0.100	-0.900				
				Final: 10.950	10.950	9.250	11.700	10.250	9.150	62.250
				Place: 4	2	7	7	6	7	7



2010 Canadian Linen & Uniform Service BC Gymnastics Cham Men's Artistic Gymnastics

Langley Gymnastics Foundation (Langley Events Centre) April 9-11

Level 1

#	Gymnast's Name	Club / City	Born (Age)	Floor	Pom.	H. Rings	Vault	Par. Bar	Hor. Bar	AA	All Around Note total Award
				Sol	Arçons	Anneaux	Saut	Barres p	Barre f		
570	Drew Sandall	Balance /	(9999)								Gold
571	Josse Slater	Balance /	(9999)								Silver
572	Jamie Walsoff	Balance /	(9999)								Silver
573	Nathan Chow	Campbell River /	(9999)								Gold
574	Andrew Daniels	Campbell River /	(9999)								Silver
575	Liam Deagle	Campbell River /	(9999)								Silver
576	Quinn Kushchel-Ross	Campbell River /	(9999)								Gold
577	Brendon Caldwell	Delta /	(9999)								Gold
578	Joel Chamberlain	Delta /	(9999)								Silver
579	Conor Edgson	Delta /	(9999)								Gold
580	Darren Ewing	Delta /	(9999)								Gold
581	Ryan Woodhead	Delta /	(9999)								Gold
582	Tecumseh Kobel	Flicka /	(9999)								Gold
719	Cameron Nederi	Flicka /	(9999)								Silver
720	Lucas Pelletier	Flicka /	(9999)								Gold
583	Jason Klopstein	Flip City /	(9999)								Gold
584	Liam Paige	Flip City /	(9999)								Gold
585	Trey Thompson	Flip City /	(9999)								Silver
586	Cole Palmeri	Kerrigan /	(9999)								Gold



2010 Canadian Linen & Uniform Service BC Gymnastics Cham Men's Artistic Gymnastics

Langley Gymnastics Foundation (Langley Events Centre) April 9-11

Level 1

#	Gymnast's Name	Club / City	Born (Age)	Floor	Pom.	H. Rings	Vault	Par. Bar	Hor. Bar	AA	All Around Note total Award
				Sol	Arçons	Anneaux	Saut	Barres p	Barre f		
587	Muzzammil Taziz	Kerrigan /	(9999)								Gold
588	Joshua Adlem	Langley /	(9999)								Gold
589	Ryan Arsenault	Langley /	(9999)								Gold
590	Enrique Dennis	Langley /	(9999)								Gold
591	Brennan Utkhede	Langley /	(9999)								Silver
592	Lynden Pagurut	Quesnel Technics /	(9999)								Silver
593	Kristopher Hori	Richmond /	(9999)								Silver
594	Kristofer La Guardia	Richmond /	(9999)								Gold
595	Kyle Lau	Richmond /	(9999)								Gold
596	Angad Rawan	Richmond /	(9999)								Silver
597	Jonathan Ray	Richmond /	(9999)								Gold
598	Treyson Ceratto	Surrey /	(9999)								Silver
599	William Loson	Surrey /	(9999)								Silver
600	Spencer Principe	Surrey /	(9999)								Gold
601	Alon Zvikler	Surrey /	(9999)								Silver
602	Brendan Ansell	Twisters /	(9999)								Gold
603	Wayne Hooper	Twisters /	(9999)								Silver
604	Mark Schmidt	Twisters /	(9999)								Silver
605	Kristofer Unipan	Twisters /	(9999)								Gold










2010 Canadian Linen & Uniform Service BC Gymnastics Championships

Men's Artistic Gymnastics

Langley Gymnastics Foundation (Langley Events Centre) April 9-11







Level 2

Gymnast's Name	Club	Floor Sol 			Pom. H. Arçons 			Rings Anneaux 			Vault Saut 			Par. Bars Barres p 			Hor. Bar Barre f 			All Around Total 		
		D	Score	Rk	D	Score	Rk	D	Score	Rk	D	Score	Rk	D	Score	Rk	D	Score	Rk	D	Score	Rk
611 Shane Hiscock	OGC	15.0	12.100	6	15.5	14.100	1	15.3	13.500	1	5.0	14.350	1	15.5	12.900	6	5.0	14.100	1	71.3	81.050	1
612 Thomas Bratty	Phoenix	15.4	13.400	2	15.5	12.600	4	14.0	11.900	5	5.0	13.500	5	15.5	13.700	3	5.0	11.800	5	70.4	76.900	2
610 Graham Morrison	Phoenix	15.4	14.000	1	15.0	13.250	2	14.3	12.800	2	5.0	14.000	2	15.0	12.850	7	5.0	9.400	9	69.7	76.300	3
614 Jonas Stoll-Pott	Phoenix	14.0	11.900	7	15.5	12.000	6	14.3	12.300	3	5.0	13.850	3	15.5	14.400	1	5.0	11.700	7	69.3	76.150	4
609 Nicholas Morrison	Phoenix	15.0	13.150	3	15.0	11.900	7	13.3	12.050	4	5.0	12.650	7	15.5	13.900	2	5.0	11.750	6	68.8	75.400	5
608 Drew Wagner	Harbour City	15.4	12.150	5	15.0	12.100	5	13.0	10.700	6	5.0	13.150	6	15.5	13.600	4-T	5.0	12.900	2	68.9	74.600	6
613 Conrad Hart	Phoenix	15.0	12.500	4	15.5	13.150	3	13.0	9.650	9	5.0	13.550	4	15.5	13.600	4-T	5.0	9.800	8	69.0	72.250	7
606 Andrew Bettles	Cariboo Chilcotin	15.0	10.500	8	12.5	6.050	8	13.0	9.850	8	5.0	12.500	8	12.0	9.000	8	5.0	12.050	4	62.5	59.950	8
607 Benjamin Yakimovich	Cariboo Chilcotin	15.0	8.650	9	12.5	4.850	9	13.0	9.950	7	5.0	12.150	9	10.0	7.650	9	5.0	12.700	3	60.5	55.950	9

2010 BC Championships Sunday

HP Argo Combined Men






Sunday, April 11

Place	Num	Name/Gym								AA			
1	701	Alexandre Bratty Phoenix	Prelims	Diff:	5.000	5.000	5.000	5.000	5.000	5.000	85.800		
				Exec:	9.350	8.950	9.100	9.100	9.200	9.700			
				ND:	0.100	0.100	_____	_____	0.100	0.100			
				Final:	14.450	14.050	14.100	14.100	14.300	14.800			
			Finals	Diff:	5.000	5.000	5.000	5.000	5.000	5.000		83.850	
				Exec:	9.350	8.900	8.700	9.050	8.050	9.600			
				ND:	_____	0.100	_____	_____	_____	0.100			
				Final:	14.350	14.000	13.700	14.050	13.050	14.700			
				Combined Total:									169.650
				2	696	Nicolas Garfias Twisters	Prelims	Diff:	5.000	5.000			5.000
Exec:	8.800	9.350	8.800					9.100	8.750	9.600			
ND:	0.100	0.100	_____					_____	0.000	0.100			
Final:	13.900	14.450	13.800					14.100	13.750	14.700			
Finals	Diff:	5.000	5.000				5.000	5.000	5.000	5.000	81.700		
	Exec:	8.100	8.200				8.850	9.450	8.700	8.300			
	ND:	0.100	_____				_____	_____	_____	_____			
	Final:	13.200	13.200				13.850	14.450	13.700	13.300			
	Combined Total:							166.400					
	3	690	Nicolas Bourne Richmond				Prelims	Diff:	5.000	4.500		5.000	5.000
Exec:				9.300	9.000	8.500		8.300	8.800	9.150			
ND:				0.100	0.100	_____		_____	0.100	0.100			
Final:				14.400	13.600	13.500		13.300	13.900	14.250			
Finals				Diff:	5.000	4.500	5.000	5.000	5.000	5.000	83.350		
				Exec:	8.800	9.650	8.450	8.800	8.700	9.250			
				ND:	_____	0.100	_____	-0.100	0.100	0.100			
				Final:	13.800	14.250	13.450	13.700	13.800	14.350			
				Combined Total:								166.300	
				4	686	Colin Schuler Ram Kerrigan	Prelims	Diff:	5.000	5.000		5.000	5.000
Exec:	9.400	9.100	9.050					8.900	8.900	9.450			
ND:	0.100	0.100	0.100					_____	-1.700	0.100			
Final:	14.500	14.200	14.150					13.900	12.200	14.050			
Finals	Diff:	5.000	5.000				5.000	5.000	5.000	4.500	81.700		
	Exec:	9.150	8.750				9.250	7.400	7.850	9.500			
	ND:	0.100	0.100				_____	_____	_____	0.100			
	Final:	14.250	13.850				14.250	12.400	12.850	14.100			
	Combined Total:							164.700					
	5	691	Alex Cookney Richmond				Prelims	Diff:	5.000	5.000		5.000	5.000
Exec:				6.850	9.050	8.250		8.400	8.600	9.100			
ND:				_____	_____	_____		_____	0.100	0.100			
Final:				11.850	14.050	13.250		13.400	13.700	14.200			
Finals				Diff:	5.000	5.000	5.000	5.000	5.000	5.000	79.600		
				Exec:	7.500	9.350	8.400	7.200	8.800	8.050			
				ND:	_____	0.100	_____	_____	0.100	0.100			
				Final:	12.500	14.450	13.400	12.200	13.900	13.150			
				Combined Total:								160.050	

2010 BC Championships Sunday

HP Argo Combined Men







Sunday, April 11

Place	Num	Name/Gym							AA				
6	679	Arman Sadhra Delta	Prelims	Diff:	5.000	5.000	5.000	5.000	5.000	5.000	81.700		
				Exec:	8.300	9.350	8.600	8.900	8.400	7.850			
				ND:	—	0.100	—	—	0.100	0.100			
				Final:	13.300	14.450	13.600	13.900	13.500	12.950			
			Finals	Diff:	5.000	5.000	5.000	5.000	5.000	5.000		76.800	
				Exec:	8.000	7.400	8.150	6.850	7.650	8.450			
				ND:	0.100	0.100	—	—	—	0.100			
				Final:	13.100	12.500	13.150	11.850	12.650	13.550			
				Combined Total:									158.500
				7	693	Nicolas Apostol Surrey	Prelims	Diff:	5.000	4.000			4.000
Exec:	8.400	9.350	8.600					9.000	9.200	8.600			
ND:	—	0.100	0.100					—	0.100	0.100			
Final:	13.400	13.450	12.700					13.500	13.300	12.700			
Finals	Diff:	5.000	4.000				4.000	4.500	4.000	4.000	78.600		
	Exec:	8.600	8.650				8.550	9.200	8.750	8.950			
	ND:	0.100	0.100				—	—	0.100	0.100			
	Final:	13.700	12.750				12.550	13.700	12.850	13.050			
	Combined Total:							157.650					
	8	700	Andrew Schmidt Twisters				Prelims	Diff:	5.000	5.000		5.000	5.000
Exec:				8.200	8.300	8.350		9.200	4.050	7.950			
ND:				—	0.100	—		0.100	0.000	—			
Final:				13.200	13.400	13.350		14.300	9.050	12.950			
Finals				Diff:	5.000	5.000	5.000	5.000	5.000	5.000	77.900		
				Exec:	8.350	7.500	8.100	9.050	8.050	6.850			
				ND:	—	—	—	-0.100	0.100	—			
				Final:	13.350	12.500	13.100	13.950	13.150	11.850			
				Combined Total:								154.150	
				9	684	Addyson Cheladyn Kerrigan	Prelims	Diff:	4.500	4.000		4.000	4.500
Exec:	8.650	8.950	7.900					8.600	8.600	8.000			
ND:	0.100	0.100	—					—	0.100	—			
Final:	13.250	13.050	11.900					13.100	12.700	12.000			
Finals	Diff:	4.500	4.000				4.000	4.500	4.000	4.000	76.800		
	Exec:	8.000	9.200				8.150	8.300	8.750	9.100			
	ND:	—	0.100				—	—	0.100	0.100			
	Final:	12.500	13.300				12.150	12.800	12.850	13.200			
	Combined Total:							152.800					
	10	685	Brian Fong Kerrigan				Prelims	Diff:	4.500	4.500		5.000	4.500
Exec:				8.100	7.750	7.500		9.300	6.800	7.450			
ND:				0.100	—	—		0.100	0.000	—			
Final:				12.700	12.250	12.500		13.900	11.300	11.950			
Finals				Diff:	4.500	3.000	5.000	4.500	4.500	4.500	74.650		
				Exec:	8.150	5.500	8.300	9.350	8.400	8.550			
				ND:	0.100	—	—	0.100	0.100	0.100			
				Final:	12.750	8.500	13.300	13.950	13.000	13.150			
				Combined Total:								149.250	

2010 BC Championships Sunday

HP Argo Combined Men







Sunday, April 11

Place	Num	Name/Gym								AA			
11	694	Francois Barnard Twisters	Prelims	Diff:	2.500	4.000	4.000	4.500	4.000	4.000	67.950		
				Exec:	7.850	9.400	7.200	8.900	8.200	7.600			
				ND:	0.100	0.100	-2.500	0.100	-2.000	_____			
				Final:	10.450	13.500	8.700	13.500	10.200	11.600			
			Finals	Diff:	4.000	4.000	4.000	4.500	4.000	4.000		78.200	
				Exec:	8.800	9.100	8.450	9.250	8.600	9.000			
				ND:	0.100	0.100	0.100	_____	0.100	0.100			
				Final:	12.900	13.200	12.550	13.750	12.700	13.100			
				Combined Total:									146.150
				12T	689	Kolten Marino Okanagan	Prelims	Diff:	4.000	4.000			4.000
Exec:	8.400	8.700	7.850					8.800	8.100	8.050			
ND:	_____	_____	_____					0.100	0.100	-3.000			
Final:	12.400	12.700	11.850					13.400	12.200	9.050			
Finals	Diff:	4.000	4.000				4.000	4.500	4.000	4.000	72.100		
	Exec:	7.950	5.450				8.500	9.000	8.300	8.200			
	ND:	0.100	0.100				0.100	-0.300	0.100	0.100			
	Final:	12.050	9.550				12.600	13.200	12.400	12.300			
	Combined Total:							143.700					
	12T	698	Cohen Kiers Twisters				Prelims	Diff:	4.000	4.000		4.000	4.500
Exec:				7.500	8.650	6.600		8.800	7.400	7.050			
ND:				_____	0.100	_____		0.100	0.100	0.100			
Final:				11.500	12.750	10.600		13.400	11.500	11.150			
Finals				Diff:	4.000	4.000	4.000	4.500	4.000	4.000	72.800		
				Exec:	7.650	8.200	6.900	9.400	7.800	7.850			
				ND:	0.100	_____	0.100	0.100	0.100	0.100			
				Final:	11.750	12.200	11.000	14.000	11.900	11.950			
				Combined Total:								143.700	
				14	699	Jack Legresley Twisters	Prelims	Diff:	5.000	5.000		5.000	5.000
Exec:	8.050	6.950	7.300					7.800	5.950	7.750			
ND:	0.100	0.100	_____					_____	0.000	_____			
Final:	13.150	12.050	12.300					12.800	10.950	12.750			
Finals	Diff:	5.000	5.000				1.800	5.000	5.000	5.000	68.950		
	Exec:	7.950	6.550				7.750	6.850	5.300	7.550			
	ND:	0.100	_____				_____	_____	0.100	_____			
	Final:	13.050	11.550				9.550	11.850	10.400	12.550			
	Combined Total:							142.950					
	15	681	Mason Webb Delta				Prelims	Diff:	4.000	4.000		4.000	4.500
Exec:				7.100	8.800	7.100		9.400	6.550	6.950			
ND:				_____	_____	-2.500		_____	0.100	_____			
Final:				11.100	12.800	8.600		13.900	10.650	10.950			
Finals				Diff:	4.000	4.000	4.000	4.000	4.000	4.000	70.950		
				Exec:	7.750	8.350	8.100	9.600	7.400	7.650			
				ND:	_____	0.100	0.100	_____	-2.100	_____			
				Final:	11.750	12.450	12.200	13.600	9.300	11.650			
				Combined Total:								138.950	

2010 BC Championships Sunday

HP Argo Combined Men







Sunday, April 11

Place	Num	Name/Gym								AA			
16	697	Agayapal Gill Twisters	Prelims	Diff:	4.000	4.000	4.000	4.500	4.000	4.000	69.850		
				Exec:	7.850	9.050	8.000	8.700	7.650	6.300			
				ND:	0.100	0.100	-2.500	_____	0.000	0.100			
				Final:	11.950	13.150	9.500	13.200	11.650	10.400			
			Finals	Diff:	4.000	4.000	1.500	4.500	4.000	4.000		68.900	
				Exec:	8.200	6.550	8.150	8.850	8.000	7.150			
				ND:	0.100	0.100	_____	-0.300	0.100	_____			
				Final:	12.300	10.650	9.650	13.050	12.100	11.150			
				Combined Total:									138.750
				17	687	Cameron Jarivs Langley	Prelims	Diff:	4.000	4.000			4.000
Exec:	8.450	7.650	6.900					8.600	7.150	5.600			
ND:	0.100	_____	_____					0.100	0.100	0.100			
Final:	12.550	11.650	10.900					13.200	11.250	9.700			
Finals	Diff:	4.000	4.000				1.500	4.000	4.000	4.000	66.450		
	Exec:	8.100	6.050				8.450	9.500	8.150	6.100			
	ND:	0.100	0.100				0.100	_____	0.100	-1.800			
	Final:	12.200	10.150				10.050	13.500	12.250	8.300			
	Combined Total:							135.700					
	18	688	Yan Pisaryk Marble				Prelims	Diff:	4.000	4.000		4.000	4.000
Exec:				8.150	8.800	7.850		7.800	7.350	8.350			
ND:				0.100	0.100	-2.500		_____	0.000	-3.000			
Final:				12.250	12.900	9.350		11.800	11.350	9.350			
Finals				Diff:	4.000	4.000	1.500	4.000	4.000	4.000	67.850		
				Exec:	7.900	7.650	8.300	8.700	7.750	8.950			
				ND:	_____	0.100	_____	_____	_____	-3.000			
				Final:	11.900	11.750	9.800	12.700	11.750	9.950			
				Combined Total:								134.850	
				19	680	Callum Siltberg Delta	Prelims	Diff:	4.000	4.000		4.000	4.500
Exec:	8.100	8.600	6.550					9.000	7.650	8.350			
ND:	_____	0.100	0.100					_____	0.100	-2.200			
Final:	12.100	12.700	10.650					13.500	11.750	10.150			
Finals	Diff:	4.000	0.500				1.500	4.000	4.000	4.000	61.800		
	Exec:	7.950	3.850				8.650	8.900	7.950	6.100			
	ND:	0.100	0.000				0.100	_____	0.100	0.100			
	Final:	12.050	4.350				10.250	12.900	12.050	10.200			
	Combined Total:							132.650					
	20	695	Dawson Friesen Twisters				Prelims	Diff:	4.000	4.000		4.000	4.500
Exec:				8.650	9.350	8.250		9.100	7.400	8.000			
ND:				_____	0.100	-2.400		0.100	0.100	_____			
Final:				12.650	13.450	9.850		13.700	11.500	12.000			
Finals				Diff:	4.000	4.000	1.500	4.500	4.000	4.000	57.650		
				Exec:	8.150	8.100	8.050	0.000	8.050	7.600			
				ND:	_____	0.100	0.100	-4.500	_____	_____			
				Final:	12.150	12.200	9.650	0.000	12.050	11.600			
				Combined Total:								130.800	

2010 BC Championships Sunday

HP Argo Combined Men

Sunday, April 11

Place	Num	Name/Gym								AA
21	692	Chris Kaji Richmond	Prelims	Diff: 4.500	4.000	4.000	4.000	4.000	0.000	
				Exec: 8.800	9.350	8.150	8.500	7.850	0.000	
				ND: .	0.100	.	.	0.100	.	
				Final: 13.300	13.450	12.150	12.500	11.950	0.000	63.350
			Finals	Diff: 4.500	4.000	4.000	4.000	4.000	0.000	
				Exec: 8.450	8.700	8.500	9.100	8.050	0.000	
				ND: .	0.100	0.100	.	0.100	.	
				Final: 12.950	12.800	12.600	13.100	12.150	0.000	63.600
									Combined Total:	126.950

HP Tyro Results

Level HT - All Age Divisions
 All Sessions Combined

Judge's Signatures

4/11/2010

Place	Num	Name/Gym			Floor	Pommel	Rings	Vault	P Bars	H Bar	AA			
1	707	Joshua Stuart Richmond	Prelims	Diff:	5.000	5.000	5.000	4.500	5.000	5.000	82.750			
				Exec:	8.950	9.450	9.100	9.100	8.900	9.550				
				ND:	_____	0.100	0.100	_____	-2.100	0.100				
				Final:	13.950	14.550	14.200	13.600	11.800	14.650				
			Finals	Diff:	4.600	4.300	4.400	3.600	3.800	4.100	77.450			
				Exec:	7.250	8.850	8.950	9.500	8.650	9.150				
				ND:	_____	0.100	0.100	0.100	_____	_____				
				Final:	11.850	13.250	13.450	13.200	12.450	13.250				
			Combined Total:											160.200
			2	706	Scott Nabata KATTS	Prelims	Diff:	4.100	5.000	5.000	4.500	5.000	5.000	79.000
Exec:	8.400	9.100					7.950	8.300	7.250	9.300				
ND:	_____	0.100					_____	_____	0.000	_____				
Final:	12.500	14.200					12.950	12.800	12.250	14.300				
Finals	Diff:	4.400				3.800	4.100	3.600	4.200	4.100	76.100			
	Exec:	8.050				8.600	8.250	9.250	8.200	9.350				
	ND:	_____				0.100	_____	_____	_____	0.100				
	Final:	12.450				12.500	12.350	12.850	12.400	13.550				
Combined Total:											155.100			
3	705	Jaz Clapham HarbourCity				Prelims	Diff:	5.000	5.000	5.000	4.500	5.000	5.000	78.300
			Exec:	8.300	8.700		8.350	9.300	7.850	8.000				
			ND:	_____	_____		_____	0.100	0.000	-1.800				
			Final:	13.300	13.700		13.350	13.900	12.850	11.200				
			Finals	Diff:	4.400	4.000	3.900	3.600	3.500	3.200	72.050			
				Exec:	8.300	8.850	7.100	9.200	7.050	8.850				
				ND:	_____	0.100	_____	_____	_____	_____				
				Final:	12.700	12.950	11.000	12.800	10.550	12.050				
			Combined Total:											150.350
			4	708	Gordie Kordas Surrey	Prelims	Diff:	5.000	5.000	5.000	4.500	5.000	5.000	74.800
Exec:	8.150	8.750					8.050	8.000	7.350	7.100				
ND:	_____	0.100					_____	_____	-2.200	_____				
Final:	13.150	13.850					13.050	12.500	10.150	12.100				
Finals	Diff:	4.000				4.200	4.000	3.000	3.500	3.800	71.650			
	Exec:	8.650				6.550	8.150	8.950	8.000	8.650				
	ND:	_____				0.100	_____	_____	_____	0.100				
	Final:	12.650				10.850	12.150	11.950	11.500	12.550				
Combined Total:											146.450			
5	702	Aaron Mah Phoenix				Prelims	Diff:	5.000	5.000	5.000	3.000	5.000	5.000	71.100
			Exec:	8.900	6.300		8.300	8.900	6.550	9.450				
			ND:	_____	0.100		-2.500	_____	-3.000	0.100				
			Final:	13.900	11.400		10.800	11.900	8.550	14.550				
			Finals	Diff:	4.300	4.000	4.100	2.800	4.000	3.900	70.350			
				Exec:	7.700	6.650	7.450	8.500	7.500	9.150				
				ND:	_____	0.100	_____	_____	0.100	0.100				
				Final:	12.000	10.750	11.550	11.300	11.600	13.150				
			Combined Total:											141.450

HP Tyro Results

Level HT - All Age Divisions
 All Sessions Combined

4/11/2010

Place	Num	Name/Gym		Floor	Pommel	Rings	Vault	P Bars	H Bar	AA			
6	703	Alex Farquharson Delta	Prelims	Diff:	3.000	5.000	5.000	3.000	5.000	5.000			
				Exec:	7.950	5.650	7.200	9.000	8.000	7.000			
				ND:	_____	-3.900	-5.000	_____	-5.100	-1.800			
				Final:	<u>10.950</u>	<u>6.750</u>	<u>7.200</u>	<u>12.000</u>	<u>7.900</u>	<u>10.200</u>	55.000		
			Finals	Diff:	2.600	3.600	3.100	2.800	2.600	2.600			
				Exec:	9.350	6.400	8.100	8.700	8.850	8.050			
				ND:	0.100	0.100	_____	_____	0.100	_____			
				Final:	<u>12.050</u>	<u>10.100</u>	<u>11.200</u>	<u>11.500</u>	<u>11.550</u>	<u>10.650</u>	67.050		
				Combined Total:									<u>122.050</u>

Youth

Level YT - All Age Divisions Session 8HY

4/11/2010

Rank	Num	Name	Gym	Floor	Pommel	Rings	Vault	P Bars	H Bar	AA
1	666	Steven Chaplin	Twisters	Diff: 3.000	2.400	2.500	4.000	2.800	2.500	
				Exec: 8.400	8.500	7.600	9.200	8.500	8.350	
				ND: 0.100	0.100					
				Final: 11.500	11.000	10.100	13.200	11.300	10.850	67.950
				Place: 1	1	5	1	2	2	1
2	665	Vladimir Djuric	Surrey	Diff: 2.900	2.400	2.700	3.800	2.600	2.500	
				Exec: 8.550	8.100	7.950	8.600	8.650	8.400	
				ND:	0.100			0.100		
				Final: 11.450	10.600	10.650	12.400	11.350	10.900	67.350
				Place: 2	2	1T	6	1	1	2
3	669	James Robinson	Twisters	Diff: 2.600	2.400	2.500	3.400	2.500	2.200	
				Exec: 7.850	7.700	8.050	9.050	7.950	7.950	
				ND:	0.100		-0.300		0.100	
				Final: 10.450	10.200	10.550	12.150	10.450	10.250	64.050
				Place: 6	3	3	7	3	3T	3
4	663	Zachary Starko	Delta	Diff: 2.300	2.400	2.100	3.800	2.300	2.000	
				Exec: 8.300	7.500	8.250	8.700	7.750	6.800	
				ND:	0.100			0.100		
				Final: 10.600	10.000	10.350	12.500	10.150	8.800	62.400
				Place: 5	4*	4	4	4	6	4
5	668	Kyle Machibroda-Ames	Twisters	Diff: 2.500	2.400	2.400	3.400	2.600	1.900	
				Exec: 8.650	7.500	8.250	9.150	7.250	8.750	
				ND: 0.100	0.100		0.100		-6.000	
				Final: 11.250	10.000	10.650	12.650	9.850	4.650	59.050
				Place: 3	4*	1T	2	5	7	5
6	667	Eric Legresley	Twisters	Diff: 2.800	2.400	2.100	3.400	2.400	2.200	
				Exec: 7.900	6.550	7.600	9.050	5.050	7.250	
				ND:	0.100	-0.900				
				Final: 10.700	9.050	8.800	12.450	7.450	9.450	57.900
				Place: 4	6	6	5	7	5	6
7	664	Brian Fong	Marble	Diff: 3.000	0.000	2.300	3.400	2.600	2.700	
				Exec: 6.650	0.000	7.150	9.150	7.000	7.550	
				ND:	0.000	-1.000				
				Final: 9.650	0.000	8.450	12.550	9.600	10.250	50.500
				Place: 7	7	7	3	6	3T	7