













Langley - April 8-10, 2011

Level 1

#	Gymnast's Name	Club / City	Born (A)	Floor	Pom. H.	Rings	Vault	Par. Bars	Hor. Bar	AA
				Sol	Arçons	Anneaux	Saut	Barres p	Barre f	All Around
										Note total
				Award	Award	Award	Award	Award	Award	Award
100	Jarrick Vance	Balance /		Silver	Merit	Bronze	Gold	Silver	Bronze	Bronze
102	Hugo Lalumiere	Campbell River /		Gold	Bronze	Silver	Gold	Gold	Silver	Silver
103	Carson Cam	Delta /		Silver	Silver	Silver	Silver	Silver	Bronze	Silver
105	Cole Schallig	Delta /		Silver	Silver	Bronze	Silver	Gold	Bronze	Silver
106	Tyler Silva	Delta /		Silver	Bronze	Silver	Gold	Bronze	Merit	Bronze
108	Raben Dommann	Flicka /		Silver	Gold	Silver	Gold	Gold	Silver	Silver
109	Keegan Fitzpatrick	Flicka /		Silver	Bronze	Silver	Silver	Gold	Gold	Silver
110	Jordan Gorgounis	Flicka /		Gold	Gold	Gold	Gold	Gold	Silver	Gold
111	Luca Margiocco	Flicka /		Gold	Bronze	Gold	Gold	Gold	Gold	Silver
112	Nicholas Silva	Flicka /		Silver	Bronze	Silver	Gold	Gold	Silver	Silver
113	Lucas Klopffstein	Flipcity /		Gold	Gold	Gold	Gold	Gold	Silver	Gold
114	Jonathan Krisnawan	Flipcity /		Silver	Gold	Gold	Gold	Gold	Gold	Gold
115	Matthew Bullen	Glacier /		Silver	Merit	Bronze	Gold	Silver	Silver	Silver
116	Sam Fisher	Glacier /		Silver	Silver	Bronze	Gold	Silver	Silver	Silver
117	Christopher Lawrence-Jeffery	Glacier /		Silver	Merit	Bronze	Silver	Bronze	Bronze	Bronze
118	Oliver McDougall-Eisele	Glacier /		Gold	Silver	Silver	Gold	Silver	Silver	Gold
119	River Murphy	Glacier /		Silver	Merit	Silver	Gold	Silver	Bronze	Silver
120	Muzzammil Taziz	Kerrigan /		Gold	Gold	Gold	Gold	Gold	Gold	Gold
121	Nathaniel Beier	Langley /		Silver	Bronze	Bronze	Gold	Silver	Bronze	Silver
122	Carl Froese	Langley /		Gold	Silver	Silver	Gold	Silver	Silver	Gold
123	Ethan Gaetz	Langley /		Silver	Bronze	Bronze	Gold	Silver	Merit	Bronze
124	Austen Kuypers	Langley /		Gold	Silver	Gold	Gold	Gold	Gold	Gold
125	Jaaron Muters	Langley /		Silver	Bronze	Silver	Gold	Silver	Silver	Silver
126	Benjamin Strybos	Langley /		Gold	Gold	Gold	Gold	Gold	Gold	Gold
127	Brendan Thomlinson	Langley /		Silver	Silver	Silver	Gold	Gold	Silver	Silver
128	George Avanesov	Marble /		Gold	Silver	Silver	Gold	Gold	Silver	Gold

Langley - April 8-10, 2011

Level 1

#	Gymnast's Name	Club / City	Born (A)	Floor	Pom. H.	Rings	Vault	Par. Bars	Hor. Bar	AA
				Sol	Arçons	Anneaux	Saut	Barres p	Barre f	All Around
										Note total
				Award	Award	Award	Award	Award	Award	Award
129	Grayson Cassie	Marble /		Gold	Merit	Silver	Gold	Silver	Silver	Silver
130	Talon Fergus	Marble /		Silver	Bronze	Silver	Gold	Silver	Bronze	Silver
132	Jordan Landingin	Marble /		Gold	Silver	Gold	Gold	Gold	Silver	Gold
133	Luke MacMullen	Marble /		Silver	Silver	Gold	Gold	Silver	Bronze	Silver
134	Martin Malcolm	Marble /		Gold	Bronze	Silver	Gold	Gold	Bronze	Silver
135	Mitchell Slater	Marble /		Gold	Bronze	Silver	Gold	Bronze	Bronze	Bronze
136	Lucas Fabian	OGC /		Gold	Gold	Gold	Gold	Silver	Silver	Gold
139	Benjamin Hendrickson	Prince George /		Silver	Bronze	Gold	Silver	Silver	Bronze	Silver
140	Colbey Simunac	Prince George /		Silver	Merit	Bronze	Gold	Silver	Bronze	Bronze
141	Tyler Strizich	Prince George /		Silver	Merit	Silver	Silver	Gold	Bronze	Bronze
142	Kristopher Hori	Richmond /		Gold	Gold	Gold	Gold	Gold	Silver	Gold
143	Kristofer LaGuardia	Richmond /		Gold	Gold	Gold	Gold	Gold	Gold	Gold
144	Kyle Lau	Richmond /		Gold	Silver	Gold	Gold	Gold	Gold	Gold
145	Ari Linde	Richmond /		Gold	Bronze	Silver	Gold	Gold	Silver	Silver
146	Angad Rawan	Richmond /		Gold	Gold	Silver	Gold	Silver	Merit	Silver
147	David Hignell	Surrey /		Silver	Silver	Silver	Silver	Silver	Bronze	Silver
148	Joshua Hoven	Surrey /		Silver	Silver	Gold	Gold	Silver	Silver	Gold
149	Kevin Hua	Surrey /		Gold	Silver	Gold	Gold	Gold	Silver	Silver
150	Ethan Seemann	Surrey /		Silver	Bronze	Silver	Silver	Bronze	Bronze	Bronze
151	Alon Zvikler	Surrey /		Gold	Gold	Silver	Gold	Gold	Silver	Gold
152	Cole Chalifoux	Twisters /		Silver	Silver	Silver	Gold	Silver	Silver	Silver
153	Logan Isfeld	Twisters /		Bronze	Merit	Bronze	Silver	Silver	Bronze	Bronze
154	TJ Jordbakke	Twisters /		Silver	Merit	Silver	Gold	Silver	Silver	Silver
155	Brogan Neufeld	Twisters /		Silver	Silver	Silver	Gold	Silver	Silver	Gold
156	DJ Tarbaj	Twisters /		Silver	Gold	Silver	Gold	Gold	Bronze	Silver

2011 BC Championships

Meet Results - Level 2 (11-12)

Men

4/8/2011 - 4/10/2011

Rank	Num	Name Gym		Floor	Pommel	Rings	Vault	P Bars	H Bar	AA
1	169	Jonas Stoll-Pott Phoenix	Diff:	5.400	5.000	5.600	5.000	5.500	5.000	
			Exec:	8.400	8.400	7.750	9.400	9.250	8.950	
			ND:	0.100	0.100	_____	_____	_____	0.100	
			Final:	13.900	13.500	13.350	14.400	14.750	14.050	83.950
			Place:	1T	1	2	1	1	1	1
2	167	Spencer Principe Surrey	Diff:	5.400	5.000	5.300	5.000	5.500	5.000	
			Exec:	8.500	8.050	8.000	8.750	7.400	8.700	
			ND:	_____	_____	_____	_____	0.100	0.000	
			Final:	13.900	13.050	13.300	13.750	13.000	13.700	80.700
			Place:	1T	2	3	2	3	2	2
3	165	Quinn Kuschel-Ross Campbell River	Diff:	5.400	5.000	5.600	5.000	5.500	5.000	
			Exec:	8.250	6.750	7.800	8.050	8.100	7.850	
			ND:	0.100	-2.400	0.100	_____	_____	0.000	
			Final:	13.750	9.350	13.500	13.050	13.600	12.850	76.100
			Place:	3	5	1	5	2	3	3
4	168	Kristofer Unipan Twisters	Diff:	5.000	5.000	5.300	5.000	5.000	5.000	
			Exec:	7.700	6.100	7.850	8.550	7.400	7.650	
			ND:	_____	_____	_____	_____	_____	0.000	
			Final:	12.700	11.100	13.150	13.550	12.400	12.650	75.550
			Place:	4	4	4	3	4	4	4
5	166	Oliver Tanner Delta	Diff:	1.500	5.000	5.000	5.000	0.500	5.000	
			Exec:	7.350	7.550	6.500	8.450	7.650	7.150	
			ND:	_____	-1.000	_____	_____	0.100	0.000	
			Final:	8.850	11.550	11.500	13.450	8.250	12.150	65.750
			Place:	5	3	5	4	5	5	5

This web page was generated by [ProScore 4](#)™

2011 BC Championships

Meet Results - Level 2 Under 10

Men

4/8/2011 - 4/10/2011

Rank	Num	Name Gym		Floor	Pommel	Rings	Vault	P Bars	H Bar	AA
1	164	Nicholas Morrison Phoenix	Diff:	5.400	5.000	5.600	5.000	5.500	5.000	
			Exec:	8.800	7.000	8.650	9.050	8.300	8.850	
			ND:	0.100	0.100	0.100	_____	0.100	0.100	
			Final:	14.300	12.100	14.350	14.050	13.900	13.950	82.650
			Place:	1	4	1	2	5	2	1
2	161	Treyson Ceratto Surrey	Diff:	5.400	5.000	5.300	5.000	5.500	5.000	
			Exec:	8.350	7.550	8.050	8.750	8.550	9.300	
			ND:	0.100	0.100	_____	_____	0.100	0.100	
			Final:	13.850	12.650	13.350	13.750	14.150	14.400	82.150
			Place:	2	2	3	5	2*	1	2
3	163	Conrad Hart Phoenix	Diff:	5.400	5.000	5.000	5.000	5.500	5.000	
			Exec:	7.850	7.400	7.850	9.200	8.500	8.350	
			ND:	0.100	_____	_____	_____	0.100	0.000	
			Final:	13.350	12.400	12.850	14.200	14.100	13.350	80.250
			Place:	4	3	5	1	4	3	3
4	157	Nathan Chow Campbell River	Diff:	5.400	5.000	5.600	5.000	5.500	5.000	
			Exec:	7.650	8.000	8.200	8.850	9.250	7.950	
			ND:	0.100	-1.900	0.100	_____	0.100	0.000	
			Final:	13.150	11.100	13.900	13.850	14.850	12.950	79.800
			Place:	6	6	2	3T	1	6	4
5	160	Liam Paige Flip City	Diff:	5.000	5.000	5.000	5.000	5.500	5.000	
			Exec:	7.700	7.900	7.900	8.850	8.550	8.050	
			ND:	_____	-0.900	_____	_____	0.100	0.000	
			Final:	12.700	12.000	12.900	13.850	14.150	13.050	78.650
			Place:	7	5	4	3T	2*	5	5
6	159	Jason Klopstein Flip City	Diff:	5.000	5.000	5.000	5.000	5.000	5.000	
			Exec:	8.500	7.900	6.550	8.150	5.950	8.200	
			ND:	0.100	_____	_____	-1.000	_____	0.000	
			Final:	13.600	12.900	11.550	12.150	10.950	13.200	74.350
			Place:	3	1	7	8	6	4	6
7	158	Ben Martin Delta	Diff:	5.000	5.000	5.300	5.000	2.000	5.000	
			Exec:	8.100	4.550	7.050	8.150	7.700	7.300	
			ND:	0.100	-3.500	_____	_____	_____	0.000	
			Final:	13.200	6.050	12.350	13.150	9.700	12.300	66.750
			Place:	5	8	6	6	7	8	7
8	162	Wayne Hooper Twisters	Diff:	1.500	5.000	5.000	5.000	2.000	5.000	
			Exec:	7.350	4.950	7.900	7.850	6.850	7.750	
			ND:	_____	-2.500	-2.000	_____	_____	0.000	
			Final:	8.850	7.450	10.900	12.850	8.850	12.750	61.650
			Place:	8	7	8	7	8	7	8

This web page was generated by [ProScore 4](#)™

2011 BC Championships

Meet Results - Level 3 - 13 plus

Men

4/8/2011 - 4/10/2011

Rank	Num	Name Gym		Floor	Pommel	Rings	Vault	P Bars	H Bar	AA
1	203	Elijah Horner Twisters	Diff:	2.200	2.400	2.100	3.000	2.200	2.100	
			Exec:	9.200	7.900	7.650	9.550	8.300	8.150	
			ND:	0.100	0.100	0.100	0.100	0.100	0.000	
			Final:	11.500	10.400	9.850	12.650	10.600	10.250	65.250
			Place:	1	1	3	1	2	1	1
2	202	Jeremy Gaspar Twisters	Diff:	2.100	2.400	2.100	3.000	2.100	1.900	
			Exec:	9.100	7.400	8.450	8.900	8.850	7.200	
			ND:	—	—	0.100	—	0.100	0.000	
			Final:	11.200	9.800	10.650	11.900	11.050	9.100	63.700
			Place:	2	3	1	2T	1	5	2
3	200	Bryce Kuypers Langley	Diff:	2.200	2.600	2.100	3.400	2.100	2.100	
			Exec:	8.900	7.400	7.350	8.400	7.800	7.800	
			ND:	—	0.100	—	—	0.100	0.000	
			Final:	11.100	10.100	9.450	11.800	10.000	9.900	62.350
			Place:	3	2	4	4	4	4	3
4	195	Drew Sandall Balance	Diff:	2.100	2.200	1.800	3.000	2.100	1.900	
			Exec:	8.750	6.650	9.350	8.900	7.950	6.700	
			ND:	—	—	-1.000	—	—	0.000	
			Final:	10.850	8.850	10.150	11.900	10.050	8.600	60.400
			Place:	6	5	2	2T	3	8	4
5	201	Andrew Crist Polarettes	Diff:	1.900	1.900	1.900	3.800	2.100	1.900	
			Exec:	9.000	6.650	7.500	8.150	7.500	8.050	
			ND:	—	0.100	—	-1.000	0.100	0.000	
			Final:	10.900	8.650	9.400	10.950	9.700	9.950	59.550
			Place:	5	6	5	7T	6	3	5
6	198	Jason Dahlgren KGTC	Diff:	2.100	2.500	1.700	3.000	2.100	2.100	
			Exec:	8.200	6.600	5.600	8.550	7.700	8.000	
			ND:	0.100	-1.000	-3.000	—	0.100	0.000	
			Final:	10.400	8.100	4.300	11.550	9.900	10.100	54.350
			Place:	7	7T	7	5	5	2	6
7	199	Tristan Lockerbie KGTC	Diff:	2.100	1.700	2.000	3.000	2.100	1.900	
			Exec:	8.000	7.650	4.750	8.250	6.100	7.000	
			ND:	—	—	-1.000	0.100	—	0.000	
			Final:	10.100	9.350	5.750	11.350	8.200	8.900	53.650
			Place:	9	4	6	6	7	6	7
8	196	Josse Slater Balance	Diff:	2.300	2.400	1.900	3.000	2.100	1.900	
			Exec:	8.700	5.600	4.200	7.950	5.900	6.750	
			ND:	—	0.100	-3.000	—	—	0.000	
			Final:	11.000	8.100	3.100	10.950	8.000	8.650	49.800
			Place:	4	7T	8	7T	8	7	8
9	197	James Walsoff Balance	Diff:	2.100	1.700	1.700	0.000	1.500	1.900	
			Exec:	8.050	6.800	3.750	0.000	4.350	6.100	
			ND:	—	-1.000	-3.000	—	-1.000	0.000	
			Final:	10.150	7.500	2.450	0.000	4.850	8.000	32.950

2011 BC Championships - Meet Results - Level 3 - 13 plus

			Place:	8	9	9	9*	9	9	9
10	194	Andrew May	Diff:	0.000	0.000	0.000	0.000	0.000	0.000	
		Balance	Exec:	0.000	0.000	0.000	0.000	0.000	0.000	
			ND:	—	—	—	—	—	0.000	
			Final:	0.000	0.000	0.000	0.000	0.000	0.000	0.000
			Place:	10	10	10	9*	10	10	10

This web page was generated by [ProScore 4](#)™

2011 BC Championships

Meet Results - Level 3 Under 13

Men

4/8/2011 - 4/10/2011

Rank	Num	Name Gym		Floor	Pommel	Rings	Vault	P Bars	H Bar	AA
1	190	Callum Siltberg Richmond	Diff:	2.200	2.700	2.100	3.000	2.200	2.100	
			Exec:	8.950	8.900	7.900	9.150	9.100	9.650	
			ND:	0.100	0.100	—	—	—	0.100	
			Final:	11.250	11.700	10.000	12.150	11.300	11.850	68.250
			Place:	6	4	10	10*	2*	1	1
2	183	Brandon MacDonald Langley	Diff:	2.100	2.900	2.100	3.000	2.200	2.100	
			Exec:	9.200	8.500	9.100	8.650	8.800	9.250	
			ND:	0.100	0.100	0.100	—	—	0.000	
			Final:	11.400	11.500	11.300	11.650	11.000	11.350	68.200
			Place:	2*	5	1	16T	6	2	2
3	189	Jonathan Ray Richmond	Diff:	2.100	2.800	2.100	3.000	2.100	2.100	
			Exec:	8.700	9.000	8.250	8.700	9.300	8.800	
			ND:	—	0.100	0.100	0.100	0.100	0.000	
			Final:	10.800	11.900	10.450	11.800	11.500	10.900	67.350
			Place:	15T	1	6	15	1	3	3
4	178	Quinn Barron Glacier	Diff:	2.100	2.700	2.100	3.800	2.100	2.100	
			Exec:	9.000	7.600	8.800	8.750	8.900	8.600	
			ND:	—	0.100	—	—	0.100	0.100	
			Final:	11.100	10.400	10.900	12.550	11.100	10.800	66.850
			Place:	8*	12T	3*	1	5	4T	4
5	191	Kevin Hignell Surrey	Diff:	2.100	2.600	2.100	3.000	2.100	2.100	
			Exec:	8.700	9.100	8.300	8.850	9.100	8.300	
			ND:	—	0.100	0.100	0.100	0.100	0.000	
			Final:	10.800	11.800	10.500	11.950	11.300	10.400	66.750
			Place:	15*	2	5	13	2*	9T	5
6	187	Stephen Hiscock Okanagan	Diff:	2.200	2.500	2.100	3.000	2.100	1.900	
			Exec:	9.100	8.100	8.800	9.450	7.850	8.600	
			ND:	0.100	0.100	—	—	—	0.000	
			Final:	11.400	10.700	10.900	12.450	9.950	10.500	65.900
			Place:	2T	11	3*	3	10	8	6
7	186	Shane Hiscock Okanagan	Diff:	2.300	2.800	2.100	3.000	1.500	2.100	
			Exec:	9.450	8.850	7.850	9.150	8.950	8.450	
			ND:	0.100	0.100	—	0.100	-1.000	0.000	
			Final:	11.850	11.750	9.950	12.250	9.450	10.550	65.800
			Place:	1	3	11T	6T	16	7	7
8	176	Caleb Richmond Delta	Diff:	2.100	2.500	2.100	3.000	2.100	1.900	
			Exec:	9.200	7.300	9.000	9.250	8.700	7.500	
			ND:	0.100	0.100	—	—	—	0.000	
			Final:	11.400	9.900	11.100	12.250	10.800	9.400	64.850
			Place:	2*	14	2	6T	7T	20	8
9	182	Cameron Jarvis Langley	Diff:	2.300	2.500	2.100	3.000	2.100	1.900	
			Exec:	8.800	7.100	7.650	9.100	8.600	8.850	
			ND:	—	—	0.100	0.100	0.100	0.000	
			Final:	11.100	9.600	9.850	12.200	10.800	10.750	64.300

			Place:	8T	16*	13T	9	7T	6	9
10	192	Brendan Ansell Twisters	Diff:	2.100	2.200	2.100	3.000	2.100	1.900	
			Exec:	9.100	8.900	7.750	9.400	7.200	8.100	
			ND:	___	___	0.100	0.100	___	0.100	
			Final:	11.200	11.100	9.950	12.500	9.300	10.100	64.150
			Place:	7	7	11T	2	17T	15	10
11	174	Connor Lyszczyk Delta	Diff:	2.100	2.800	2.100	3.000	1.500	1.900	
			Exec:	8.600	8.500	7.450	9.150	9.200	8.350	
			ND:	___	0.100	0.100	0.100	-1.000	0.000	
			Final:	10.700	11.400	9.650	12.250	9.700	10.250	63.950
			Place:	18	6	16	6T	14	12*	11
12	193	Wyatt Lavers Twisters	Diff:	2.100	2.400	2.100	3.000	2.100	2.100	
			Exec:	8.900	7.400	7.500	9.100	7.650	8.700	
			ND:	0.100	___	0.100	___	0.100	0.000	
			Final:	11.100	9.800	9.700	12.100	9.850	10.800	63.350
			Place:	8T	15	15	12	11T	4T	12
13	171	Harvey Walsh-Vaughan Balance	Diff:	2.100	2.400	1.900	3.000	2.100	1.900	
			Exec:	9.300	8.400	6.500	9.350	7.450	7.950	
			ND:	___	0.100	___	___	___	0.000	
			Final:	11.400	10.900	8.400	12.350	9.550	9.850	62.450
			Place:	2T	9	20	4	15	16	13
14	177	Keaghan Reed Flip City	Diff:	2.100	2.600	2.000	3.000	1.500	1.900	
			Exec:	8.450	8.300	7.850	9.300	8.800	8.350	
			ND:	0.100	0.100	-1.000	___	-1.000	0.000	
			Final:	10.650	11.000	8.850	12.300	9.300	10.250	62.350
			Place:	19	8	18	5	17T	12T	14
15	170	Alec Bridgeman Balance	Diff:	2.100	2.500	2.100	3.000	2.100	1.900	
			Exec:	8.400	7.900	7.750	8.250	7.750	7.800	
			ND:	___	___	___	___	___	0.000	
			Final:	10.500	10.400	9.850	11.250	9.850	9.700	61.550
			Place:	21	12T	13T	20	11T	18	15
16	172	Douglas Carroll Delta	Diff:	2.100	2.800	2.100	3.000	2.100	1.900	
			Exec:	8.900	6.550	6.600	8.400	7.000	8.400	
			ND:	___	___	0.100	0.100	0.100	0.000	
			Final:	11.000	9.350	8.800	11.500	9.200	10.300	60.150
			Place:	12	18	19	19	19	11	16
17	173	Conor Edgson Delta	Diff:	2.100	2.100	2.100	3.000	2.100	1.900	
			Exec:	8.350	5.050	8.100	9.150	8.200	7.200	
			ND:	___	0.100	___	___	___	0.100	
			Final:	10.450	7.250	10.200	12.150	10.300	9.200	59.550
			Place:	22	21	7	10*	9	21	17
18	180	Josh Adlem Langley	Diff:	2.200	2.700	2.000	3.000	2.100	1.900	
			Exec:	8.600	7.950	6.700	7.400	7.600	7.900	
			ND:	0.100	0.100	-1.000	___	0.100	0.000	
			Final:	10.900	10.750	7.700	10.400	9.800	9.800	59.350
			Place:	13T	10	21	23	13	17	18
19	179	Ciuin Murphy Glacier	Diff:	2.100	2.400	1.900	3.000	1.500	1.900	
			Exec:	9.000	7.100	8.250	8.200	7.700	7.100	
			ND:	___	0.100	___	___	-1.000	0.000	
			Final:	11.100	9.600	10.150	11.200	8.200	9.000	59.250
			Place:	8*	16*	8	21	20	22	19
20	188	Christopher Matthews Prince George	Diff:	2.100	2.600	1.900	3.000	1.400	1.900	
			Exec:	8.400	6.600	7.050	8.550	7.500	8.500	
			ND:	0.100	___	___	0.100	-3.000	0.000	
			Final:	10.600	9.200	8.950	11.650	5.900	10.400	56.700
			Place:	20	19	17	16T	23	9T	20
21	181	Ryan Arsenault	Diff:	2.100	2.600	1.900	3.000	1.500	1.900	

		Langley	Exec:	8.700	6.450	6.800	8.850	6.650	7.650		
			ND:	0.100	0.100	-3.000	_____	-1.000	0.100		
			Final:	10.900	9.150	5.700	11.850	7.150	9.650	54.400	
			Place:	13T	20	22	14	22	19	21	
22	185	Brennan Utkhede Langley	Diff:	2.100	2.300	1.900	3.000	2.100	1.800		
			Exec:	8.700	5.400	6.750	8.000	5.500	7.550		
			ND:	_____	-1.000	-3.000	_____	_____	-1.000		
			Final:	10.800	6.700	5.650	11.000	7.600	8.350	50.100	
			Place:	15*	22	23	22	21	23	22	
23	175	Chase Merrin Delta	Diff:	0.000	2.700	2.100	3.000	2.100	1.900		
			Exec:	0.000	3.500	7.950	8.550	9.050	8.350		
			ND:	_____	_____	_____	_____	_____	0.000		
			Final:	0.000	6.200	10.050	11.550	11.150	10.250	49.200	
			Place:	23*	23	9	18	4	12*	23	
24	184	Braeden McPherson Langley	Diff:	0.000	0.000	0.000	0.000	0.000	0.000		
			Exec:	0.000	0.000	0.000	0.000	0.000	0.000		
			ND:	_____	_____	_____	_____	_____	0.000		
			Final:	0.000	0.000	0.000	0.000	0.000	0.000	0.000	
			Place:	23*	24	24	24	24	24	24	

This web page was generated by [ProScore 4](#)™

2011 BC Championships Sunday

Meet Results - Level 4 13+

Men

4/8/2011 - 4/10/2011

Rank	Num	Name Gym		Floor	Pommel	Rings	Vault	P Bars	H Bar	AA
1	215	Hyugo Ishida Surrey	Diff:	2.500	2.800	2.300	3.800	2.400	2.300	
			Exec:	8.950	9.050	9.350	9.300	8.700	8.650	
			ND:	0.100	0.100	0.100	_____	0.000	_____	
			Final:	11.550	11.950	11.750	13.100	11.100	10.950	70.400
			Place:	1	1	1	1	2	1	1
2	216	Aidan Wilson Surrey	Diff:	2.400	2.400	2.200	3.800	2.400	2.200	
			Exec:	9.000	8.850	9.000	8.850	7.900	7.800	
			ND:	_____	0.100	0.100	_____	0.000	_____	
			Final:	11.400	11.350	11.300	12.650	10.300	10.000	67.000
			Place:	2	2	2	2	5	5	2
3	214	Kevin Naismith Langley	Diff:	2.600	3.000	2.300	3.800	2.500	2.200	
			Exec:	8.050	7.450	8.500	8.750	8.800	8.700	
			ND:	0.100	0.100	0.100	_____	0.000	_____	
			Final:	10.750	10.550	10.900	12.550	11.300	10.900	66.950
			Place:	3	5	3T	3	1	2	3
4	211	Mitchell Farquharson Delta	Diff:	2.400	2.900	2.200	3.400	2.300	2.200	
			Exec:	8.000	7.800	8.700	8.700	8.200	8.200	
			ND:	_____	0.100	_____	_____	0.100	_____	
			Final:	10.400	10.800	10.900	12.100	10.600	10.400	65.200
			Place:	4	3	3T	5	4	4	4
5	212	Bradley Gulbranson Delta	Diff:	2.500	2.300	2.200	3.800	2.200	2.000	
			Exec:	7.850	8.300	7.500	8.550	8.500	8.450	
			ND:	_____	0.100	0.100	_____	0.100	_____	
			Final:	10.350	10.700	9.800	12.350	10.800	10.450	64.450
			Place:	5	4	5	4	3	3	5
6	213	John Sandoval Kerrigan	Diff:	0.000	0.000	0.000	0.000	0.000	0.000	
			Exec:	0.000	0.000	0.000	0.000	0.000	0.000	
			ND:	_____	_____	_____	_____	_____	_____	
			Final:	0.000	0.000	0.000	0.000	0.000	0.000	0.000
			Place:	6	6	6	6	6	6	6

This web page was generated by [ProScore 4](#)™

2011 BC Championships Sunday

Meet Results - Level 4 Under 13

Men

4/8/2011 - 4/10/2011

Rank	Num	Name Gym		Floor	Pommel	Rings	Vault	P Bars	H Bar	AA
1	208	Liam Dawson Okanagan	Diff:	2.500	2.300	2.200	3.400	2.300	2.000	
			Exec:	8.550	8.650	8.850	9.250	9.100	9.050	
			ND:	_____	0.100	0.100	_____	0.100	0.100	
			Final:	11.050	11.050	11.150	12.650	11.500	11.150	68.550
			Place:	3	1	2	3	1	2T	1
2	209	Kolten Marino Okanagan	Diff:	2.400	2.500	2.300	3.800	2.300	2.200	
			Exec:	8.700	8.100	8.600	9.000	8.950	8.900	
			ND:	0.100	_____	_____	_____	0.000	0.100	
			Final:	11.200	10.600	10.900	12.800	11.250	11.200	67.950
			Place:	1	3	3	2	2	1	2
3	207	Victor Blaine Langley	Diff:	2.400	2.400	2.200	3.800	2.200	2.000	
			Exec:	8.300	8.250	8.300	9.050	7.600	8.200	
			ND:	_____	0.100	0.100	_____	0.000	_____	
			Final:	10.700	10.750	10.600	12.850	9.800	10.200	64.900
			Place:	7	2	6	1	5	7	3
4	210	Curtis Olivier Twisters	Diff:	2.300	1.700	2.200	3.000	2.400	2.300	
			Exec:	8.600	8.450	8.450	8.550	8.650	8.700	
			ND:	_____	-1.000	0.100	_____	0.100	_____	
			Final:	10.900	9.150	10.750	11.550	11.150	11.000	64.500
			Place:	5	5	4T	6T	3	4	4
5	204	Mason Webb Delta	Diff:	2.400	2.400	2.200	3.000	2.300	2.200	
			Exec:	8.400	7.350	8.450	9.000	8.350	8.300	
			ND:	_____	_____	0.100	_____	0.000	_____	
			Final:	10.800	9.750	10.750	12.000	10.650	10.500	64.450
			Place:	6	4	4T	5	4	5	5
6	205	Sam Braun Flicka	Diff:	2.200	2.300	2.200	3.000	2.100	2.200	
			Exec:	8.750	5.950	9.000	8.550	8.550	8.100	
			ND:	_____	0.100	0.100	_____	-1.000	_____	
			Final:	10.950	8.350	11.300	11.550	9.650	10.300	62.100
			Place:	4	7	1	6T	6	6	6
7	206	Aiden Paige Flip City	Diff:	2.500	2.300	2.100	3.800	2.100	2.200	
			Exec:	8.550	6.700	7.200	8.550	8.050	8.850	
			ND:	0.100	0.100	-0.900	_____	-1.000	0.100	
			Final:	11.150	9.100	8.400	12.350	9.150	11.150	61.300
			Place:	2	6	7	4	7	2T	7

This web page was generated by [ProScore 4](#)™

2011 BC Championships

Meet Results - National Youth

Men

4/8/2011 - 4/10/2011

Rank	Num	Name Gym		Floor	Pommel	Rings	Vault	P Bars	H Bar	AA
1	225	Malcolm Herbert Surrey	Diff:	2.900	2.400	4.100	4.600	2.600	2.500	
			Exec:	9.050	7.150	8.500	8.500	9.350	8.600	
			ND:	_____	0.100	_____	_____	0.100	_____	
			Final:	11.950	9.650	12.600	13.100	12.050	11.100	70.450
			Place:	2	2	1	3	1	5T	1
2	226	Steven Chaplin Twisters	Diff:	3.100	2.400	2.600	4.600	2.800	2.600	
			Exec:	8.750	7.450	8.900	8.650	8.750	8.800	
			ND:	_____	0.100	0.100	_____	0.000	0.100	
			Final:	11.850	9.950	11.600	13.250	11.550	11.500	69.700
			Place:	4T	1	2	2	2	3	2
3	224	Khalil Dhanji Surrey	Diff:	2.800	2.300	2.500	3.800	2.500	2.500	
			Exec:	9.100	6.650	7.550	8.700	8.900	8.200	
			ND:	0.100	_____	_____	_____	0.100	_____	
			Final:	12.000	8.950	10.050	12.500	11.500	10.700	65.700
			Place:	1	4	9	8	3	9	3
4	221	Michael Sibley Flicka	Diff:	2.500	2.400	2.600	4.000	2.400	2.300	
			Exec:	9.250	5.300	8.600	8.800	8.300	8.650	
			ND:	0.100	0.100	_____	_____	0.100	_____	
			Final:	11.850	7.800	11.200	12.800	10.800	10.950	65.400
			Place:	4T	9	5	4T	6	7	4
5	219	Arman Sadhra Delta	Diff:	2.900	2.300	2.500	3.800	2.500	2.500	
			Exec:	8.100	6.550	8.300	9.000	8.750	8.100	
			ND:	-0.100	_____	_____	_____	0.100	_____	
			Final:	10.900	8.850	10.800	12.800	11.350	10.600	65.300
			Place:	10	5	6	4T	4	10	5
6	222	Brian Fong Marble	Diff:	3.100	2.700	3.300	3.800	2.700	2.700	
			Exec:	8.000	6.000	8.100	8.950	7.450	8.050	
			ND:	_____	0.100	0.100	_____	0.100	_____	
			Final:	11.100	8.800	11.500	12.750	10.250	10.750	65.150
			Place:	8	6	3	6	8	8	6
7	227	Aiden Daniell Twisters	Diff:	2.500	2.500	2.300	3.800	2.300	2.400	
			Exec:	9.100	6.000	8.950	8.500	7.300	8.750	
			ND:	_____	0.100	0.100	_____	0.100	_____	
			Final:	11.600	8.600	11.350	12.300	9.700	11.150	64.700
			Place:	6	7T	4	10	10	4	7
8	218	Alex Farquharson Delta	Diff:	3.000	2.400	2.600	3.800	2.500	2.700	
			Exec:	6.300	7.050	7.200	8.750	8.600	8.850	
			ND:	0.100	0.100	_____	0.100	_____	0.100	
			Final:	9.400	9.550	9.800	12.650	11.100	11.650	64.150
			Place:	11	3	11	7	5	2	8
9	223	Brian Lau Richmond	Diff:	3.100	1.500	2.700	4.600	2.500	2.600	
			Exec:	8.800	8.400	7.300	8.800	8.250	9.200	
			ND:	_____	-4.000	_____	_____	_____	_____	
			Final:	11.900	5.900	10.000	13.400	10.750	11.800	63.750

2011 BC Championships - Meet Results - National Youth

			Place:	3	11	10	1	7	1	9
10	217	Sean Dance Delta	Diff:	2.400	2.300	2.400	3.800	2.200	2.300	
			Exec:	8.550	6.200	8.100	8.550	7.900	8.700	
			ND:	____	0.100	____	0.100	-0.900	0.100	
			Final:	10.950	8.600	10.500	12.450	9.200	11.100	62.800
			Place:	9	7T	7	9	11	5T	10
11	228	Kyle Machibroda-Ames Twisters	Diff:	2.400	2.300	2.400	3.400	2.500	2.400	
			Exec:	8.900	4.900	7.700	8.200	7.350	5.600	
			ND:	0.100	-0.900	0.100	0.100	0.100	____	
			Final:	11.400	6.300	10.200	11.700	9.950	8.000	57.550
			Place:	7	10	8	11	9	11	11

This web page was generated by [ProScore 4](#)™

2011 BC Championships Sunday

Meet Results - National Open

Men

4/8/2011 - 4/10/2011

Rank	Num	Name Gym		Floor	Pommel	Rings	Vault	P Bars	H Bar	AA
1	232	Jonathan Osers Twisters	Diff:	4.200	4.600	3.400	4.600	3.300	2.700	
			Exec:	8.850	6.800	8.800	9.200	8.850	8.750	
			ND:	0.100	-1.000	_____	_____	0.100	0.100	
			Final:	13.150	10.400	12.200	13.800	12.250	11.550	73.350
			Place:	1	4	1	1	1	4	1
2	230	Vladimir Djuric Richmond	Diff:	3.500	4.900	3.500	4.600	3.200	3.200	
			Exec:	8.400	7.900	8.150	7.900	8.600	8.450	
			ND:	_____	_____	_____	_____	0.100	_____	
			Final:	11.900	12.800	11.650	12.500	11.900	11.650	72.400
			Place:	4	1	3	2	3	3	2
3	231	Charles Haycock Twisters	Diff:	3.500	4.900	2.600	3.800	3.100	3.200	
			Exec:	8.900	6.700	8.600	7.450	8.800	8.750	
			ND:	0.100	_____	0.100	_____	0.100	0.100	
			Final:	12.500	11.600	11.300	11.250	12.000	12.050	70.700
			Place:	2	2	4	4	2	1	3
4	229	Jackson Ross Delta	Diff:	3.200	4.800	3.100	4.000	2.700	3.000	
			Exec:	8.650	6.500	8.900	8.100	8.500	8.900	
			ND:	0.100	_____	0.100	_____	-1.900	0.100	
			Final:	11.950	11.300	12.100	12.100	9.300	12.000	68.750
			Place:	3	3	2	3	4	2	4

This web page was generated by [ProScore 4](#)™

BC Gymnastics Championsh

Men's Artistic Gymnastics

Langley - April 8-10, 2011



Category:

HP Argo

TOTAL

(Day 1 + Day 2)

#	Gymnast's Name	Club / City	Yr Born	Floor Sol			Pommels Arçons			Rings Anneaux			Vault Saut			P. Bars Barres p			H. Bar Barre f			AA		
				D	Score	Rank	D	Score	Rank	D	Score	Rank	D	Score	Rank	D	Score	Rank	D	Score	Rank	D	Score	Rk
236	Colin Schuler Ram	Kerrigan		10.0	28.750	1	10.0	28.250	2	10.0	28.500	1	10.0	26.850	10-T	10.0	27.350	1	10.0	28.750	1	60.0	168.450	1
240	Nicolas Bourne	Richmond		10.0	28.650	2	10.0	28.450	1	10.0	28.050	2	10.0	27.450	4	10.0	27.250	2-T	10.0	27.650	2	60.0	167.500	2
246	Darren Wong	Phoenix		10.0	26.850	3	8.0	26.550	3	8.0	25.150	8	9.0	26.700	12	8.0	25.200	6	8.0	26.150	4	51.0	156.600	3
233	Addyson Cheladyn	Kerrigan		10.0	24.900	9	10.0	25.400	5-T	9.0	25.850	5	9.0	27.200	7	9.0	25.900	5	8.0	26.500	3	55.0	155.750	4
242	Nicolas Apostol	Surrey		10.0	24.150	12	9.0	23.400	8	9.0	26.350	3	10.0	27.600	3	9.0	27.250	2-T	9.0	25.800	5	56.0	154.550	5
235	Cole Palmeri	Kerrigan		10.0	25.000	7	8.0	25.400	5-T	8.0	25.200	7	9.0	26.850	10-T	8.0	23.400	11	8.0	24.450	7	51.0	150.300	6
241	Chris Kaji	Richmond		10.0	26.200	4	8.0	24.450	7	8.0	25.750	6	9.0	27.250	5-T	8.0	26.550	4	8.0	19.700	13	51.0	149.900	7
237	Thomas Bratty	Marble		9.0	24.750	10	8.0	25.700	4	9.0	24.000	10	9.0	27.100	8	8.5	24.450	8	8.0	23.550	8	51.5	149.550	8
244	Dawson Friesen	Twisters		9.0	25.450	6	9.0	20.450	10	9.0	22.750	11	9.0	27.950	2	9.0	24.850	7	9.0	24.550	6	54.0	146.000	9
245	Cohen Kiers	Twisters		9.0	24.950	8	9.0	17.950	12	9.0	25.950	4	9.0	27.250	5-T	9.0	23.350	12	9.0	22.800	9	54.0	142.250	10
234	Adrian Kask	Kerrigan		10.0	25.850	5	9.0	15.850	13	9.0	25.000	9	9.0	26.950	9	9.0	24.300	9	9.0	22.750	10	55.0	140.700	11
238	Nicolas Cruz	Marble		9.0	22.950	13	8.0	22.000	9	8.0	22.400	12	9.0	26.350	13	8.5	23.850	10	8.0	20.000	12	50.5	137.550	12
243	Francois Barnard	Twisters		9.0	24.200	11	9.0	19.350	11	9.0	21.600	13	9.0	28.350	1	9.0	20.050	13	9.0	21.200	11	54.0	134.750	13

BC Gymnastics Championships

Men's Artistic Gymnastics

Langley - April 8-10, 2011



Category:

HP Tyro

TOTAL
(Day 1 + Day 2)

#	Gymnast's Name	Club / City	Yr Born	Floor Sol			Pommels Arçons			Rings Anneaux			Vault Saut			P. Bars Barres p			H. Bar Barre f			AA		
				D	Score	Rank	D	Score	Rank	D	Score	Rank	D	Score	Rank	D	Score	Rank	D	Score	Rk			
250	Nicolas Garfias	Twisters		9.0	27.200	1	8.7	22.300	4	8.9	25.700	1	7.5	25.400	2	9.2	24.950	4	8.9	27.050	3	52.2	152.600	1
247	Julian Geisler	Delta		9.2	26.100	4	8.8	20.700	5	9.0	24.900	2	8.1	26.450	1	9.3	27.000	1	9.2	26.650	4	53.6	151.800	2
249	Gordie Kordas	Surrey		8.9	27.100	2	9.6	24.900	1	9.0	23.950	3-T	7.3	23.000	6	9.1	25.350	3	8.9	27.350	2	52.8	151.650	3
253	Aaron Mah	Phoenix		9.4	26.900	3	8.0	22.500	3	8.8	23.950	3-T	5.8	23.450	3	9.1	25.650	2	9.1	27.850	1	50.2	150.300	4
248	Sacha Alexandre Bratty	Marble		9.2	25.700	5	9.0	23.150	2	8.1	22.300	5	7.5	23.350	4	6.1	23.850	5	8.7	23.950	5	48.6	142.300	5
252	Andrew Schmidt	Twisters		9.0	20.050	6	8.0	16.550	6	8.1	20.400	6	6.0	23.300	5	5.4	19.850	6	7.5	20.900	6	44.0	121.050	6
251	Jack Legresley	Twisters		7.6	18.200	7	8.1	9.600	7	2.2	9.750	7	5.0	22.000	7	1.8	7.350	7	7.4	19.350	7	32.1	86.250	7

2011 BC Championships

Meet Results - HP Junior

Men

4/8/2011 - 4/10/2011

Rank	Num	Name Gym		Floor	Pommel	Rings	Vault	P Bars	H Bar	AA
1	255	Kal Nemier Flicka	Diff:	5.100	3.800	3.800	5.400	4.400	4.600	
			Exec:	8.900	7.350	9.400	8.600	7.700	8.800	
			ND:	—	—	—	—	0.000	—	
			Final:	14.000	11.150	13.200	14.000	12.100	13.400	77.850
			Place:	1	2	1	2	5	1	1
2	257	Joshua Stuart Richmond	Diff:	4.800	4.200	4.300	4.600	3.700	4.300	
			Exec:	8.600	6.200	8.300	8.900	8.600	8.950	
			ND:	—	—	—	—	0.000	—	
			Final:	13.400	10.400	12.600	13.500	12.300	13.250	75.450
			Place:	4T	3	2	3	4	2	2
3	254	Devy Dyson Delta	Diff:	4.900	3.900	3.900	4.600	4.400	4.400	
			Exec:	8.500	7.350	7.450	8.050	7.950	8.650	
			ND:	—	—	—	—	0.000	—	
			Final:	13.400	11.250	11.350	12.650	12.350	13.050	74.050
			Place:	4T	1	5	5	3	3	3
4	258	Zachary Clay Twisters	Diff:	4.700	3.700	4.500	5.400	4.200	3.400	
			Exec:	8.900	6.250	8.050	8.950	8.400	7.400	
			ND:	—	—	—	—	0.000	—	
			Final:	13.600	9.950	12.550	14.350	12.600	10.800	73.850
			Place:	3	5	3	1	2	5	4
5	256	Scott Nabata KATTS	Diff:	4.800	3.300	3.400	5.400	4.300	3.700	
			Exec:	8.900	6.950	8.300	7.350	8.500	7.350	
			ND:	—	—	—	—	0.000	—	
			Final:	13.700	10.250	11.700	12.750	12.800	11.050	72.250
			Place:	2	4	4	4	1	4	5

This web page was generated by [ProScore 4](#)™

2011 BC Championships

Meet Results - HP Senior

Men

4/8/2011 - 4/10/2011

Rank	Num	Name Gym		Floor	Pommel	Rings	Vault	P Bars	H Bar	AA
1	261	Jason Scott Richmond	Diff:	4.800	4.900	5.800	5.000	5.000	5.200	
			Exec:	7.900	8.350	9.000	8.550	9.000	8.950	
			ND:	—	—	—	—	0.000	—	
			Final:	12.700	13.250	14.800	13.550	14.000	14.150	82.450
			Place:	4	1	1	4	1	1	1
2	262	Robert Watson Richmond	Diff:	5.700	4.800	5.100	5.400	4.900	5.200	
			Exec:	7.950	8.300	8.250	8.800	8.450	7.200	
			ND:	—	—	—	—	0.000	—	
			Final:	13.650	13.100	13.350	14.200	13.350	12.400	80.050
			Place:	2	2	3	2	2	3	2
3	260	Scott Morgan Flicka	Diff:	5.900	3.100	6.100	6.200	3.300	3.500	
			Exec:	8.800	5.900	8.350	9.250	9.100	8.750	
			ND:	—	—	—	—	0.000	—	
			Final:	14.700	9.000	14.450	15.450	12.400	12.250	78.250
			Place:	1	4	2	1	4	4	3
4	259	Michael Hood Delta	Diff:	4.500	3.800	3.800	5.400	4.000	4.300	
			Exec:	8.700	7.800	8.400	8.700	8.850	9.000	
			ND:	—	—	—	—	0.000	—	
			Final:	13.200	11.600	12.200	14.100	12.850	13.300	77.250
			Place:	3	3	4	3	3	2	4

This web page was generated by [ProScore 4](#)™

2011 BC Championships

Meet Results - P2 Argo

Women

4/8/2011 - 4/10/2011

Rank	Num	Name Gym		Vault	Bars	Beam	Floor	AA
1	596	Shayla Symes Omega	Diff: Exec: ND: Final: Place:	3.500 8.550 _____ 12.050 8T	3.700 9.100 _____ 12.800 1	3.700 9.100 _____ 12.800 2*	3.700 8.300 _____ 12.000 8T	49.650 1
2	595	Sophia Redford Omega	Diff: Exec: ND: Final: Place:	3.500 8.650 _____ 12.150 5T	3.500 8.900 _____ 12.400 4	3.700 9.300 _____ 13.000 1	3.700 8.350 _____ 12.050 5*	49.600 2
3	593	Ilka Juk Omega	Diff: Exec: ND: Final: Place:	3.500 8.250 _____ 11.750 14	3.500 8.850 _____ 12.350 5	3.700 8.150 _____ 11.850 21T	3.700 8.650 _____ 12.350 2	48.300 3
4	587	Lauren VanHarmelem Langley	Diff: Exec: ND: Final: Place:	3.500 8.350 _____ 11.850 12	3.700 8.850 0.100 12.650 2	3.700 8.400 _____ 12.100 14T	3.700 7.750 _____ 11.450 23T	48.050 4
5	597	Megan Goble Omega	Diff: Exec: ND: Final: Place:	3.500 8.300 _____ 11.800 13	3.500 8.600 _____ 12.100 8	3.700 8.600 _____ 12.300 9	3.700 7.900 _____ 11.600 20T	47.800 5
6	582	Ellen Smith Okanagan	Diff: Exec: ND: Final: Place:	3.500 8.550 _____ 12.050 8T	3.000 8.550 0.100 11.650 20	3.700 8.650 _____ 12.350 8	3.700 8.000 _____ 11.700 16T	47.750 6
7T	604	Sae Kowalewski Flicka	Diff: Exec: ND: Final: Place:	3.500 7.800 _____ 11.300 25T	3.300 8.700 _____ 12.000 11	3.700 8.900 _____ 12.600 4T	3.700 8.100 _____ 11.800 13T	47.700 7T
7T	613	Taylor Akerman Duncan	Diff: Exec: ND: Final: Place:	3.500 7.950 _____ 11.450 21	3.100 8.700 _____ 11.800 13T	3.700 8.300 _____ 12.000 19	3.700 8.750 _____ 12.450 1	47.700 7T
9	600	Michelle Anderton Delta	Diff: Exec: ND: Final:	3.500 7.850 _____ 11.350	3.500 8.700 0.100 12.300	3.300 8.950 _____ 12.250	3.700 8.000 _____ 11.700	47.600

			Place:	23T	6T	10T	16T	9
10	577	Quinn Butcher KATTS	Diff:	3.500	3.200	3.500	3.700	
			Exec:	8.950	8.600	8.150	7.900	
			ND:	—	—	0.000	—	
			Final:	12.450	11.800	11.650	11.600	47.500
			Place:	1T	13T	26T	20T	10
11T	609	Azumi Konaka Phoenix	Diff:	3.500	3.500	3.700	3.700	
			Exec:	7.350	8.800	8.550	8.350	
			ND:	—	—	—	—	
			Final:	10.850	12.300	12.250	12.050	47.450
			Place:	37T	6T	10T	5*	11T
11T	586	Alecksa Torrance Flip City	Diff:	3.500	3.300	3.700	3.700	
			Exec:	8.050	7.900	8.800	8.500	
			ND:	—	—	—	—	
			Final:	11.550	11.200	12.500	12.200	47.450
			Place:	18T	32T	7	4	11T
11T	608	Lauryn Ishiguro Phoenix	Diff:	3.500	3.100	3.700	3.500	
			Exec:	7.800	8.500	9.100	8.250	
			ND:	—	—	—	—	
			Final:	11.300	11.600	12.800	11.750	47.450
			Place:	25T	21T	2*	15	11T
14	599	Hannah Volpe Splitz	Diff:	3.500	3.100	3.300	3.500	
			Exec:	8.500	8.200	8.800	8.300	
			ND:	0.100	0.100	—	—	
			Final:	12.100	11.400	12.100	11.800	47.400
			Place:	7	28	14T	13T	14
15	605	Amara Lewis-Raymond Flicka	Diff:	3.500	3.100	3.300	3.700	
			Exec:	8.200	8.600	8.550	8.200	
			ND:	—	—	—	—	
			Final:	11.700	11.700	11.850	11.900	47.150
			Place:	15	17T	21T	11	15
16	603	Madisen Bedard Flicka	Diff:	3.500	3.500	3.700	3.700	
			Exec:	7.900	8.200	8.400	8.150	
			ND:	—	—	—	—	
			Final:	11.400	11.700	12.100	11.850	47.050
			Place:	22	17T	14T	12	16
17	592	Paula Urquidi Langley	Diff:	3.500	3.300	3.700	3.700	
			Exec:	8.450	6.900	8.900	8.550	
			ND:	—	—	—	—	
			Final:	11.950	10.200	12.600	12.250	47.000
			Place:	11	44T	4T	3	17
18	612	Rebecca Tazumi Campbell River	Diff:	3.500	3.200	3.700	3.500	
			Exec:	8.700	8.850	7.950	7.450	
			ND:	—	—	—	—	
			Final:	12.200	12.050	11.650	10.950	46.850
			Place:	4	9T	26T	34*	18
19	585	Maya Crutch Flip City	Diff:	3.500	3.300	3.500	3.700	
			Exec:	7.500	8.200	8.700	8.250	
			ND:	—	0.100	—	—	
			Final:	11.000	11.600	12.200	11.950	46.750
			Place:	34	21T	13	10	19
20	747	Gabrielle Baker Key City	Diff:	3.500	3.300	3.700	3.500	
			Exec:	7.700	8.750	7.900	8.200	
			ND:	—	—	—	—	
			Final:	11.200	12.050	11.600	11.700	46.550
			Place:	28T	9T	28T	16T	20
21	584	Porter Trevisan	Diff:	3.500	3.100	3.700	3.500	

		Club Aviva	Exec:	7.700	8.650	8.550	7.700	
			ND:	—	—	—	—	
			Final:	11.200	11.750	12.250	11.200	46.400
			Place:	28T	16	10T	31T	21
22T	614	Arica Windsor Duncan	Diff:	3.500	3.100	3.500	3.700	
			Exec:	7.950	7.450	9.050	7.950	
			ND:	0.100	—	—	—	
			Final:	11.550	10.550	12.550	11.650	46.300
			Place:	18T	41	6	19	22T
22T	594	Tatum Oyama Omega	Diff:	3.500	3.500	3.700	3.700	
			Exec:	8.650	7.300	8.350	7.600	
			ND:	—	—	—	—	
			Final:	12.150	10.800	12.050	11.300	46.300
			Place:	5T	40	17T	29T	22T
24	606	Charlotte Power Flicka	Diff:	3.500	3.500	3.500	3.700	
			Exec:	8.950	8.400	7.200	7.500	
			ND:	—	—	—	—	
			Final:	12.450	11.900	10.700	11.200	46.250
			Place:	1T	12	37	31T	24
25	611	Mackenzie Henderson Campbell River	Diff:	3.500	3.000	3.300	3.500	
			Exec:	8.100	8.500	8.750	7.450	
			ND:	—	—	—	—	
			Final:	11.600	11.500	12.050	10.950	46.100
			Place:	17	25	17T	34*	25
26	590	Emily Kover Langley	Diff:	3.500	3.000	3.700	3.500	
			Exec:	7.250	8.350	8.200	8.500	
			ND:	—	—	—	—	
			Final:	10.750	11.350	11.900	12.000	46.000
			Place:	40T	29T	20	8T	26
27	607	Madalyn Schraeder Flicka	Diff:	3.500	3.300	3.700	3.300	
			Exec:	8.150	8.250	7.300	8.300	
			ND:	—	—	—	—	
			Final:	11.650	11.550	11.000	11.600	45.800
			Place:	16	23T	34	20T	27
28	610	Gabby Flynn Whistler	Diff:	3.500	3.200	2.000	3.700	
			Exec:	8.700	8.250	7.950	8.350	
			ND:	0.100	—	—	—	
			Final:	12.300	11.450	9.950	12.050	45.750
			Place:	3	26T	43	5T	28
29	575	Emma Lim Key City	Diff:	3.500	2.500	3.500	3.500	
			Exec:	8.000	8.400	8.350	7.900	
			ND:	—	—	—	—	
			Final:	11.500	10.900	11.850	11.400	45.650
			Place:	20	38T	21T	26	29
30	583	Jennifer Hung Club Aviva	Diff:	3.500	3.500	3.500	3.500	
			Exec:	7.300	7.950	8.200	7.850	
			ND:	—	—	0.100	—	
			Final:	10.800	11.450	11.800	11.350	45.400
			Place:	39	26T	24	27T	30
31	617	Haley Dykens Smithers	Diff:	3.500	3.300	3.300	3.700	
			Exec:	8.550	8.500	7.600	6.900	
			ND:	—	—	—	—	
			Final:	12.050	11.800	10.900	10.600	45.350
			Place:	8T	13T	35	40	31
32	588	Jocelyn Dendaas Langley	Diff:	3.500	3.000	3.700	3.500	
			Exec:	7.400	8.700	7.350	7.950	
			ND:	—	—	—	—	
			Final:	10.900	11.700	11.050	11.450	45.100

			Place:	36	17T	33	23T	32
33	598	Cathy Zhong Omega	Diff:	3.500	3.300	3.200	3.700	
			Exec:	7.550	7.750	8.250	7.750	
			ND:	—	—	—	—	
			Final:	11.050	11.050	11.450	11.450	45.000
			Place:	33	35T	30	23T	33
34	616	Melanie Kirk Nanaimo	Diff:	3.500	3.300	3.500	3.500	
			Exec:	7.600	9.050	6.950	7.450	
			ND:	—	0.100	—	—	
			Final:	11.100	12.450	10.450	10.950	44.950
			Place:	32	3	40	34*	34
35	591	Julia Reinhard Langley	Diff:	3.500	3.300	3.500	3.500	
			Exec:	7.850	8.000	7.750	7.200	
			ND:	—	—	—	—	
			Final:	11.350	11.300	11.250	10.700	44.600
			Place:	23T	31	32	39	35

2011 BC Championships

Meet Results - P2 Tyro

Women

4/8/2011 - 4/10/2011

Rank	Num	Name Gym		Vault	Bars	Beam	Floor	AA
1	657	Elan Bauldham-Troje Nanaimo	Diff:	3.500	3.500	3.500	3.700	
			Exec:	9.250	9.000	8.750	9.050	
			ND:	0.100	—	—	—	
			Final:	12.850	12.500	12.250	12.750	50.350
			Place:	4	1T	6	1	1
2	652	Dina Lowe Phoenix	Diff:	3.500	3.500	3.700	3.700	
			Exec:	9.400	8.500	8.750	8.950	
			ND:	—	—	—	—	
			Final:	12.900	12.000	12.450	12.650	50.000
			Place:	3	7*	3T	4	2
3T	625	Kayley Lim Key City	Diff:	3.500	3.300	3.500	3.700	
			Exec:	9.400	8.850	8.150	9.000	
			ND:	0.100	—	0.100	—	
			Final:	13.000	12.150	11.750	12.700	49.600
			Place:	1T	4	12	2*	3T
3T	638	Nikita May TAG	Diff:	3.500	3.500	3.700	3.700	
			Exec:	8.800	8.450	8.750	9.000	
			ND:	0.100	—	0.100	—	
			Final:	12.400	11.950	12.550	12.700	49.600
			Place:	8T	9T	2	2*	3T
5	650	Shae Dulley Flicka	Diff:	3.500	3.300	3.700	3.700	
			Exec:	8.700	8.750	8.650	8.550	
			ND:	—	—	—	—	
			Final:	12.200	12.050	12.350	12.250	48.850
			Place:	14T	5T	5	13*	5
6	647	Catherine Ylo Richmond	Diff:	3.500	3.700	3.000	3.700	
			Exec:	9.400	8.750	8.000	8.600	
			ND:	0.100	—	—	—	
			Final:	13.000	12.450	11.000	12.300	48.750
			Place:	1T	3	27	10*	6
7	636	Faith Chan Splitz	Diff:	3.500	3.100	3.700	3.700	
			Exec:	8.700	8.850	8.250	8.600	
			ND:	—	0.100	—	—	
			Final:	12.200	12.050	11.950	12.300	48.500
			Place:	14T	5T	7	10*	7
8	640	Sol Morley Twisters	Diff:	3.500	3.300	3.500	3.700	
			Exec:	7.950	8.500	8.850	8.700	
			ND:	—	—	0.100	—	
			Final:	11.450	11.800	12.450	12.400	48.100
			Place:	36T	14*	3T	8	8
9	639	Vanessa Dueck Twisters	Diff:	3.500	3.500	3.500	3.700	
			Exec:	8.650	8.500	8.100	8.500	
			ND:	0.100	—	—	—	
			Final:	12.250	12.000	11.600	12.200	48.050

			Place:	12T	7*	13T	18	9
10	661	Darby MacIntyre Saltspring	Diff:	3.500	3.100	3.700	3.700	
			Exec:	8.800	7.900	9.000	8.300	
			ND:	—	—	—	—	
			Final:	12.300	11.000	12.700	12.000	48.000
			Place:	11	37T	1	21*	10
11	635	Julia Naismith Langley	Diff:	3.500	3.300	3.300	3.500	
			Exec:	9.000	8.500	8.200	8.350	
			ND:	0.100	—	—	—	
			Final:	12.600	11.800	11.500	11.850	47.750
			Place:	5	14*	15	28*	11
12	645	Jenna Rasiuk Richmond	Diff:	3.500	3.400	3.700	3.700	
			Exec:	8.900	8.200	7.600	8.550	
			ND:	—	—	—	—	
			Final:	12.400	11.600	11.300	12.250	47.550
			Place:	8T	22T	21T	13*	12
13T	634	Madison Lowe Flip City	Diff:	3.500	3.100	3.700	3.700	
			Exec:	8.350	8.150	8.150	8.750	
			ND:	—	—	—	—	
			Final:	11.850	11.250	11.850	12.450	47.400
			Place:	23*	32T	8T	7	13T
13T	658	Mccalli Franklin Nanaimo	Diff:	3.500	3.700	3.700	3.700	
			Exec:	8.150	7.850	7.900	8.800	
			ND:	0.100	—	—	—	
			Final:	11.750	11.550	11.600	12.500	47.400
			Place:	27T	25	13T	6	13T
15	659	Hayley Goodwin Nanaimo	Diff:	3.500	3.300	3.500	3.700	
			Exec:	8.250	8.400	7.950	8.550	
			ND:	0.100	0.100	—	—	
			Final:	11.850	11.800	11.450	12.250	47.350
			Place:	23T	14T	16T	13*	15
16	624	Taylor Johnstone Key City	Diff:	3.500	3.300	3.500	3.700	
			Exec:	8.900	8.200	7.550	8.350	
			ND:	—	—	—	—	
			Final:	12.400	11.500	11.050	12.050	47.000
			Place:	8T	26	26	20	16
17	620	Kylee Dyck Glacier	Diff:	3.500	3.100	3.500	3.500	
			Exec:	8.200	8.000	8.300	8.850	
			ND:	—	—	—	—	
			Final:	11.700	11.100	11.800	12.350	46.950
			Place:	30	35*	10T	9	17
18	644	Yuri Oda Richmond	Diff:	3.500	3.300	3.700	3.700	
			Exec:	8.200	8.500	7.700	8.200	
			ND:	0.100	—	—	—	
			Final:	11.800	11.800	11.400	11.900	46.900
			Place:	26	14*	18*	23*	18
19	660	Abbi Richardson Nanaimo	Diff:	3.500	3.100	2.800	3.500	
			Exec:	8.850	8.850	7.700	8.350	
			ND:	0.100	—	—	—	
			Final:	12.450	11.950	10.500	11.850	46.750
			Place:	6T	9T	34T	28T	19
20T	642	Angela Anthoine Delta	Diff:	3.500	3.700	3.700	3.500	
			Exec:	8.000	8.800	6.750	8.750	
			ND:	—	—	—	—	
			Final:	11.500	12.500	10.450	12.250	46.700
			Place:	35	1T	36T	13T	20T
20T	627	Linnea Brickwood	Diff:	3.500	3.300	3.500	3.700	

		KGTC	Exec:	8.650	8.500	7.150	8.400	
			ND:	—	—	—	—	
			Final:	12.150	11.800	10.650	12.100	46.700
			Place:	17	14*	32*	19	20T
22	668	Mekenna Parker Prince George	Diff:	3.500	2.800	3.500	3.700	
			Exec:	8.600	8.600	7.800	8.100	
			ND:	—	—	—	—	
			Final:	12.100	11.400	11.300	11.800	46.600
			Place:	18	29T	21T	31	22
23T	637	Lily Rio Surrey	Diff:	3.500	3.500	3.700	3.700	
			Exec:	8.100	8.400	7.550	8.600	
			ND:	—	—	-0.500	—	
			Final:	11.600	11.900	10.750	12.300	46.550
			Place:	32T	12	31	10T	23T
23T	664	Taylor Gray North Peace	Diff:	3.500	3.500	3.500	3.500	
			Exec:	7.750	8.200	8.350	8.250	
			ND:	—	—	—	—	
			Final:	11.250	11.700	11.850	11.750	46.550
			Place:	43	19T	8T	32	23T
25T	649	Kate Phillips Balance	Diff:	3.500	3.300	3.500	3.700	
			Exec:	8.450	8.150	7.750	8.000	
			ND:	0.100	—	—	—	
			Final:	12.050	11.450	11.250	11.700	46.450
			Place:	19	27T	24	33T	25T
25T	643	Larissa Chan Delta	Diff:	3.500	3.400	3.200	3.500	
			Exec:	7.900	8.300	8.250	8.400	
			ND:	0.000	—	—	—	
			Final:	11.400	11.700	11.450	11.900	46.450
			Place:	39	19T	16T	23*	25T
27	651	Michelle Cheung Phoenix	Diff:	3.500	3.300	3.700	3.700	
			Exec:	8.750	7.500	7.700	8.000	
			ND:	—	—	—	—	
			Final:	12.250	10.800	11.400	11.700	46.150
			Place:	12T	41T	18*	33T	27
28	633	Mary Jiang Flip City	Diff:	3.500	3.300	3.700	3.700	
			Exec:	7.650	7.300	8.100	8.850	
			ND:	—	—	—	—	
			Final:	11.150	10.600	11.800	12.550	46.100
			Place:	44	46	10T	5	28
29	654	Kaylee Guignard Chimo	Diff:	3.500	3.300	3.300	3.700	
			Exec:	8.050	7.500	7.900	8.550	
			ND:	0.100	—	0.100	—	
			Final:	11.650	10.800	11.300	12.250	46.000
			Place:	31	41T	21T	13T	29
30	653	Ciara Pletcher Phoenix	Diff:	3.500	3.300	2.500	3.700	
			Exec:	8.950	7.700	8.250	7.950	
			ND:	—	—	0.100	—	
			Final:	12.450	11.000	10.850	11.650	45.950
			Place:	6T	37T	28	35	30
31	622	Bryn Walsh Glacier	Diff:	3.500	3.300	3.300	3.500	
			Exec:	8.700	8.550	6.650	8.350	
			ND:	—	—	—	—	
			Final:	12.200	11.850	9.950	11.850	45.850
			Place:	14T	13	46	28*	31
32	641	Katie Phillips White Rock	Diff:	3.500	3.300	3.700	3.700	
			Exec:	8.400	8.100	6.750	8.300	
			ND:	—	—	—	—	
			Final:	11.900	11.400	10.450	12.000	45.750

			Place:	21T	29T	36T	21*	32
33	655	Emily Dahl Falcon	Diff:	3.500	3.000	3.000	3.700	
			Exec:	8.250	8.600	7.250	8.200	
			ND:	—	—	—	—	
			Final:	11.750	11.600	10.250	11.900	45.500
			Place:	27T	22T	41T	23*	33
34	666	Mary-Kate Barwise Prince George	Diff:	3.500	3.300	3.300	3.200	
			Exec:	8.400	8.300	7.500	7.950	
			ND:	—	—	—	—	
			Final:	11.900	11.600	10.800	11.150	45.450
			Place:	21T	22T	29T	42T	34
35	667	Naraa Little Prince George	Diff:	3.500	3.100	3.200	3.500	
			Exec:	8.100	8.600	6.850	8.400	
			ND:	—	—	—	—	
			Final:	11.600	11.700	10.050	11.900	45.250
			Place:	32T	19T	45	23*	35
36	646	Juliette Wong Richmond	Diff:	3.500	3.000	3.700	3.500	
			Exec:	7.950	7.650	7.450	8.400	
			ND:	—	—	—	—	
			Final:	11.450	10.650	11.150	11.900	45.150
			Place:	36T	45	25	23*	36
37T	648	Georgia Mashford Balance	Diff:	3.500	3.300	2.700	3.500	
			Exec:	8.450	8.650	6.600	7.750	
			ND:	—	—	0.100	—	
			Final:	11.950	11.950	9.400	11.250	44.550
			Place:	20	9T	47	39*	37T
37T	665	Rachelle Mackey North Peace	Diff:	3.500	3.100	3.500	3.700	
			Exec:	8.250	7.800	6.850	7.750	
			ND:	—	0.100	—	—	
			Final:	11.750	11.000	10.350	11.450	44.550
			Place:	27T	37T	39	37T	37T
39	623	Jenna Bedell Key City	Diff:	3.500	3.100	3.500	3.500	
			Exec:	8.350	8.050	6.650	7.600	
			ND:	—	0.100	—	—	
			Final:	11.850	11.250	10.150	11.100	44.350
			Place:	23*	32T	43	44T	39
40	630	Olivia Minor Okanagan	Diff:	3.500	3.100	3.300	3.300	
			Exec:	7.950	8.000	7.200	7.800	
			ND:	—	—	—	—	
			Final:	11.450	11.100	10.500	11.100	44.150
			Place:	36T	35*	34T	44T	40
41	626	Kianna Affleck KATTS	Diff:	3.500	3.400	3.500	3.500	
			Exec:	7.200	7.300	7.900	7.650	
			ND:	0.100	—	—	—	
			Final:	10.800	10.700	11.400	11.150	44.050
			Place:	46	43T	18T	42T	41
42T	629	Amy Baker Momentum	Diff:	3.500	3.500	2.900	3.500	
			Exec:	7.800	7.700	7.350	7.750	
			ND:	—	—	—	—	
			Final:	11.300	11.200	10.250	11.250	44.000
			Place:	40T	34	41T	39*	42T
42T	656	Emily Hale Falcon	Diff:	3.500	3.100	3.500	3.000	
			Exec:	7.800	8.350	7.150	7.600	
			ND:	—	—	—	—	
			Final:	11.300	11.450	10.650	10.600	44.000
			Place:	40T	27T	32*	47	42T
44	662	Shannon Schuster	Diff:	3.500	3.000	3.500	3.300	

		Terrace	Exec:	7.800	8.300	6.800	7.700	
			ND:	—	—	—	—	
			Final:	11.300	11.300	10.300	11.000	43.900
			Place:	40T	31	40	46	44
45	663	Delaney Bozarth North Peace	Diff:	3.500	3.100	3.700	3.300	
			Exec:	8.100	6.500	7.100	8.150	
			ND:	—	—	—	—	
			Final:	11.600	9.600	10.800	11.450	43.450
			Place:	32T	48	29T	37T	45
46	628	Jade Wood KGTC	Diff:	3.500	3.300	3.300	3.700	
			Exec:	7.200	7.600	6.800	6.500	
			ND:	—	—	—	—	
			Final:	10.700	10.900	10.100	10.200	41.900
			Place:	47	40	44	48	46
47	621	Victoria Lawrence-Jeffery Glacier	Diff:	3.500	2.200	2.700	3.100	
			Exec:	7.350	8.500	5.900	8.500	
			ND:	—	—	—	—	
			Final:	10.850	10.700	8.600	11.600	41.750
			Place:	45	43T	48	36	47
48	631	Madison Nethercote Okanagan	Diff:	3.500	2.800	3.100	3.100	
			Exec:	5.800	7.150	7.350	8.100	
			ND:	—	—	—	—	
			Final:	9.300	9.950	10.450	11.200	40.900
			Place:	48	47	36T	41	48

2011 BC Championships

Meet Results - P2 Novice

Women

4/8/2011 - 4/10/2011

Rank	Num	Name Gym		Vault	Bars	Beam	Floor	AA
1	693	Tessa Wilson Phoenix	Diff:	3.500	3.300	3.700	3.700	
			Exec:	9.000	9.400	9.000	9.150	
			ND:	0.100	0.100	0.100	—	
			Final:	12.600	12.800	12.800	12.850	51.050
			Place:	2T	2	1	1	1
2	687	Leah Patitucci Balance	Diff:	3.500	3.700	3.500	3.700	
			Exec:	9.000	9.350	8.700	8.250	
			ND:	0.100	0.100	0.100	—	
			Final:	12.600	13.150	12.300	11.950	50.000
			Place:	2*	1	3T	7	2
3	677	Sumara Stroshein Langley	Diff:	3.500	3.500	3.700	3.700	
			Exec:	8.950	9.100	8.250	8.700	
			ND:	—	—	—	—	
			Final:	12.450	12.600	11.950	12.400	49.400
			Place:	10	3	8	2*	3
4	691	Maddie Arthur Phoenix	Diff:	3.500	3.300	3.700	3.300	
			Exec:	8.750	9.150	7.800	8.350	
			ND:	—	—	—	—	
			Final:	12.250	12.450	11.500	11.650	47.850
			Place:	12T	4	13T	10	4
5	705	Alexandra Macdonald Saltspring	Diff:	3.500	3.300	3.500	3.700	
			Exec:	8.550	8.800	7.650	8.700	
			ND:	—	—	—	—	
			Final:	12.050	12.100	11.150	12.400	47.700
			Place:	15T	8T	21T	2*	5
6	702	Jasmine Sihota Nanaimo	Diff:	3.500	3.000	3.500	3.700	
			Exec:	8.700	8.700	8.200	8.150	
			ND:	0.100	—	—	—	
			Final:	12.300	11.700	11.700	11.850	47.550
			Place:	11	18T	11T	8	6
7	682	Emma Crooks Wings	Diff:	3.500	3.400	3.300	3.300	
			Exec:	8.900	8.300	8.150	8.450	
			ND:	0.100	—	—	—	
			Final:	12.500	11.700	11.450	11.750	47.400
			Place:	7T	18*	16	9	7
8	669	Chultim O'Neill Glacier	Diff:	3.500	3.200	3.500	3.500	
			Exec:	9.100	7.800	7.850	8.650	
			ND:	—	—	—	—	
			Final:	12.600	11.000	11.350	12.150	47.100
			Place:	2*	35T	18	4	8
9	701	Manon Prairie Nanaimo	Diff:	3.500	3.100	3.500	3.700	
			Exec:	9.250	8.550	8.350	6.900	
			ND:	0.100	0.100	—	—	
			Final:	12.850	11.750	11.850	10.600	47.050

			Place:	1	15T	9T	32	9
10	688	Oana Lapuste Flicka	Diff:	3.500	3.500	3.700	3.700	
			Exec:	8.000	8.650	8.600	7.350	
			ND:	—	—	—	—	
			Final:	11.500	12.150	12.300	11.050	47.000
			Place:	28T	6T	3T	22	10
11	690	Nicole McMahon Flicka	Diff:	3.500	3.500	3.300	3.700	
			Exec:	8.300	8.450	8.200	7.900	
			ND:	—	—	—	—	
			Final:	11.800	11.950	11.500	11.600	46.850
			Place:	21	11T	13T	11*	11
12	692	Gabriella Monogan Phoenix	Diff:	3.500	2.900	3.200	3.100	
			Exec:	8.400	8.700	7.700	8.900	
			ND:	0.100	0.100	0.100	—	
			Final:	12.000	11.700	11.000	12.000	46.700
			Place:	17	18T	24T	5T	12
13	675	Daniella Letourneau Kerrigan	Diff:	3.500	3.300	3.300	3.500	
			Exec:	7.850	8.300	8.750	7.750	
			ND:	—	0.100	—	—	
			Final:	11.350	11.700	12.050	11.250	46.350
			Place:	33T	18*	5T	18T	13
14	678	Mackenzie Arnold Splitz	Diff:	3.500	3.500	3.300	3.700	
			Exec:	8.550	8.700	7.900	7.100	
			ND:	—	—	—	—	
			Final:	12.050	12.200	11.200	10.800	46.250
			Place:	15T	5	20	26T	14
15	710	Jaymie Hinks Prince George	Diff:	3.500	3.200	3.100	3.700	
			Exec:	9.000	8.200	7.650	7.700	
			ND:	—	—	—	—	
			Final:	12.500	11.400	10.750	11.400	46.050
			Place:	7T	28T	27	15	15
16	697	Katie Lund Campbell River	Diff:	3.500	3.300	2.900	3.300	
			Exec:	8.400	8.650	8.300	7.550	
			ND:	—	—	0.100	—	
			Final:	11.900	11.950	11.300	10.850	46.000
			Place:	18T	11T	19	25	16
17	684	Megan Heron Wings	Diff:	3.500	3.500	3.300	3.200	
			Exec:	7.900	8.550	8.400	7.500	
			ND:	—	0.100	—	—	
			Final:	11.400	12.150	11.700	10.700	45.950
			Place:	30T	6T	11T	31	17
18T	686	Erin Caton Balance	Diff:	3.500	3.400	3.200	3.700	
			Exec:	8.400	8.400	7.350	7.900	
			ND:	—	—	0.100	-0.300	
			Final:	11.900	11.800	10.650	11.300	45.650
			Place:	18T	14	29	17	18T
18T	679	Nicaela Little Surrey	Diff:	3.500	3.500	3.700	3.700	
			Exec:	7.500	7.950	8.600	7.100	
			ND:	—	—	0.100	—	
			Final:	11.000	11.450	12.400	10.800	45.650
			Place:	43	27	2	26*	18T
20	683	Savana Fogh Wings	Diff:	3.500	2.800	3.500	3.300	
			Exec:	7.750	7.850	8.550	8.200	
			ND:	0.100	—	—	—	
			Final:	11.350	10.650	12.050	11.500	45.550
			Place:	33T	41	5*	13T	20
21	707	Chandler Young	Diff:	3.500	3.300	2.800	3.700	

2011 BC Championships - Meet Results - P2 Novice

		Smithers	Exec:	8.150	7.850	8.250	7.800	
			ND:	—	0.100	—	—	
			Final:	11.650	11.250	11.050	11.500	45.450
			Place:	25	32	23	13T	21
22	709	Miranda Doerksen Prince George	Diff:	3.500	3.300	2.600	3.700	
			Exec:	8.750	8.700	7.800	6.700	
			ND:	—	0.100	—	—	
			Final:	12.250	12.100	10.400	10.400	45.150
			Place:	12T	8T	30T	34	22
23	680	Jessica Wojcik TAG	Diff:	3.500	3.400	3.500	3.700	
			Exec:	7.650	8.100	7.650	7.450	
			ND:	—	—	—	—	
			Final:	11.150	11.500	11.150	11.150	44.950
			Place:	40T	25T	21T	20T	23
24	673	Kierra Patterson KGTC	Diff:	3.500	3.100	3.100	3.700	
			Exec:	8.950	8.300	6.800	7.250	
			ND:	0.100	0.100	—	—	
			Final:	12.550	11.500	9.900	10.950	44.900
			Place:	6	25T	38	23	24
25	696	Mackenzie Johnson Campbell River	Diff:	3.500	3.300	2.500	3.700	
			Exec:	7.750	8.350	7.750	7.900	
			ND:	—	—	—	—	
			Final:	11.250	11.650	10.250	11.600	44.750
			Place:	37	22T	33T	11*	25
26	700	Delaney Frazer Nanaimo	Diff:	3.500	3.300	3.300	2.800	
			Exec:	9.000	7.550	8.100	7.150	
			ND:	—	—	—	—	
			Final:	12.500	10.850	11.400	9.950	44.700
			Place:	7T	38	17	36T	26
27	713	Taylor Dotto Quesnel	Diff:	3.500	3.100	3.300	3.500	
			Exec:	7.800	7.800	6.850	8.500	
			ND:	0.100	—	—	—	
			Final:	11.400	10.900	10.150	12.000	44.450
			Place:	30T	37	36T	5T	27
28	706	Robin Price Smithers	Diff:	3.500	3.400	3.100	3.200	
			Exec:	8.200	8.250	7.900	6.750	
			ND:	—	0.100	—	—	
			Final:	11.700	11.750	11.000	9.950	44.400
			Place:	24	15T	24T	36T	28
29	671	Yelenna Landry KATTS	Diff:	3.500	3.000	3.100	3.500	
			Exec:	7.650	7.800	8.400	7.400	
			ND:	—	—	—	—	
			Final:	11.150	10.800	11.500	10.900	44.350
			Place:	40T	39T	13T	24	29
30	698	Olivia Nelson Duncan	Diff:	3.500	3.300	3.500	3.500	
			Exec:	8.100	7.500	7.200	7.650	
			ND:	—	—	—	—	
			Final:	11.600	10.800	10.700	11.150	44.250
			Place:	26	39T	28	20T	30
31	685	Raquel Slotten Wings	Diff:	3.500	3.500	2.000	3.700	
			Exec:	7.700	8.500	7.600	7.550	
			ND:	—	—	—	—	
			Final:	11.200	12.000	9.600	11.250	44.050
			Place:	38T	10	40	18T	31
32T	681	Lexi Gaspar Twisters	Diff:	3.500	3.200	3.500	2.800	
			Exec:	8.000	8.100	8.550	6.350	
			ND:	—	—	—	—	
			Final:	11.500	11.300	12.050	9.150	44.000

2011 BC Championships - Meet Results - P2 Novice

			Place:	28T	31	5*	42	32T
32T	672	Emilee Gal KGTC	Diff:	3.500	3.500	3.700	3.200	
			Exec:	7.900	7.800	8.150	6.150	
			ND:	—	0.100	—	—	
			Final:	11.400	11.400	11.850	9.350	44.000
			Place:	30T	28T	9T	41	32T
34	712	Tianna Millns Prince George	Diff:	3.500	3.300	3.100	3.500	
			Exec:	8.400	8.250	5.800	7.850	
			ND:	—	—	—	—	
			Final:	11.900	11.550	8.900	11.350	43.700
			Place:	18T	24	42	16	34
35	689	Kaleigh Matheson Flicka	Diff:	3.500	3.300	2.700	3.700	
			Exec:	8.500	8.450	7.000	6.300	
			ND:	0.100	—	—	—	
			Final:	12.100	11.750	9.700	10.000	43.550
			Place:	14	15T	39	35	35
36	699	Courtney Roscoe Duncan	Diff:	3.500	3.300	3.500	3.700	
			Exec:	8.250	7.100	6.900	7.050	
			ND:	—	—	—	—	
			Final:	11.750	10.400	10.400	10.750	43.300
			Place:	22T	43	30T	29T	36
37	695	Faith Barton Campbell River	Diff:	3.500	2.800	2.500	3.700	
			Exec:	9.000	7.300	7.900	6.250	
			ND:	0.100	—	—	—	
			Final:	12.600	10.100	10.400	9.950	43.050
			Place:	2T	44	30T	36T	37
38T	711	Brook-Lynn Kinnee Prince George	Diff:	3.500	3.400	2.200	3.700	
			Exec:	8.150	8.250	6.250	7.100	
			ND:	0.100	—	—	—	
			Final:	11.750	11.650	8.450	10.800	42.650
			Place:	22T	22T	44	26*	38T
38T	694	Ellie Krasny Whistler	Diff:	3.500	3.000	2.700	3.500	
			Exec:	7.850	7.900	6.850	7.250	
			ND:	—	0.100	—	—	
			Final:	11.350	11.000	9.550	10.750	42.650
			Place:	33T	35T	41	29T	38T
40	708	Mariah Kantz North Peace	Diff:	3.500	3.300	3.300	2.800	
			Exec:	7.950	8.650	6.950	6.050	
			ND:	0.100	—	—	—	
			Final:	11.550	11.950	10.250	8.850	42.600
			Place:	27	11T	33T	44	40
41	704	Mackenzie Wutke Port Alberni	Diff:	3.500	3.000	3.100	2.800	
			Exec:	7.800	8.150	7.900	6.300	
			ND:	—	—	—	—	
			Final:	11.300	11.150	11.000	9.100	42.550
			Place:	36	33	24T	43	41
42	900	Sarah Noble Surrey	Diff:	3.500	3.200	3.300	2.800	
			Exec:	7.500	8.200	6.850	6.850	
			ND:	0.100	—	—	—	
			Final:	11.100	11.400	10.150	9.650	42.300
			Place:	42	28T	36T	40	42
43	670	Alana von Wittgenstein Key City	Diff:	3.500	2.300	1.900	3.500	
			Exec:	7.700	8.700	6.750	7.000	
			ND:	—	0.100	—	—	
			Final:	11.200	11.100	8.650	10.500	41.450
			Place:	38T	34	43	33	43
44	901	Kimberley Zamora	Diff:	3.500	2.700	2.800	2.800	

2011 BC Championships - Meet Results - P2 Novice

Cartwheels	Exec:	7.450	7.800	7.300	6.900	
	ND:	<u> </u>	<u> </u>	0.100	<u> </u>	
	Final:	10.950	10.500	10.200	9.700	41.350
	Place:	44	42	35	39	44

This web page was generated by [ProScore 4](#)™

2011 BC Championships

Meet Results - P2 Open

Women

4/8/2011 - 4/10/2011

Rank	Num	Name Gym		Vault	Bars	Beam	Floor	AA
1	736	Angelica Lum Flipside	Diff: Exec: ND: Final: Place:	3.500 8.350 _____ 11.850 17T	3.500 8.600 _____ 12.100 4	3.500 8.400 _____ 11.900 2	3.700 8.700 _____ 12.400 2	48.250 1
2	727	Sarah Harris-Lowe Balance	Diff: Exec: ND: Final: Place:	3.500 8.700 _____ 12.200 7T	3.200 8.850 0.100 12.150 2*	3.500 8.050 _____ 11.550 6	3.700 8.150 _____ 11.850 6T	47.750 2
3	730	Mikayla McAlduff Balance	Diff: Exec: ND: Final: Place:	3.500 8.400 _____ 11.900 16	3.500 8.200 _____ 11.700 7T	3.700 8.150 _____ 11.850 3	3.500 8.350 _____ 11.850 6*	47.300 3
4	726	Hailey Massingham Wings	Diff: Exec: ND: Final: Place:	3.500 9.050 0.100 12.650 1	3.500 8.200 _____ 11.700 7T	3.500 7.950 _____ 11.450 7	3.500 7.850 _____ 11.350 13T	47.150 4
5	733	Ryleigh Staples Phoenix	Diff: Exec: ND: Final: Place:	3.500 7.900 _____ 11.400 29	3.200 8.850 0.100 12.150 2*	3.200 8.400 _____ 11.600 5	3.700 8.200 _____ 11.900 5	47.050 5
6	734	Fiona Titley Phoenix	Diff: Exec: ND: Final: Place:	3.500 8.800 0.100 12.400 4	3.200 8.850 _____ 12.050 5	2.800 7.250 _____ 10.050 20	3.500 8.600 _____ 12.100 4	46.600 6
7	741	Blair Sutton Port Alberni	Diff: Exec: ND: Final: Place:	3.500 8.600 _____ 12.100 12T	3.500 8.850 _____ 12.350 1	2.700 8.050 _____ 10.750 12	3.200 8.000 _____ 11.200 17T	46.400 7
8T	719	Makayla Beam Kicking Horse	Diff: Exec: ND: Final: Place:	3.500 8.250 0.100 11.850 17T	2.700 8.050 0.100 10.850 22	3.500 8.150 _____ 11.650 4	3.300 8.350 _____ 11.650 9T	46.000 8T
8T	742	Carlie Dunn North Peace	Diff: Exec: ND: Final:	3.500 8.250 0.100 11.850	3.300 8.250 _____ 11.550	3.000 7.950 _____ 10.950	3.700 7.950 _____ 11.650	46.000

2011 BC Championships - Meet Results - P2 Open

			Place:	17T	12	9	9T	8T
10	722	Sara Stewart Club Aviva	Diff:	3.500	3.500	3.700	2.400	
			Exec:	8.350	8.250	8.500	7.500	
			ND:	—	—	0.100	—	
			Final:	11.850	11.750	12.300	9.900	45.800
			Place:	17T	6	1	28	10
11	715	Emily Knudsgaard Key City	Diff:	3.500	3.300	2.500	3.500	
			Exec:	8.950	8.350	8.300	7.350	
			ND:	—	—	—	—	
			Final:	12.450	11.650	10.800	10.850	45.750
			Place:	3	9	11	22T	11
12	732	Alyssa Quattrociocchi Phoenix	Diff:	3.500	3.100	2.700	3.300	
			Exec:	8.600	8.500	6.600	9.150	
			ND:	—	—	—	—	
			Final:	12.100	11.600	9.300	12.450	45.450
			Place:	12T	10T	25	1	12
13	714	Haley Casselman Key City	Diff:	3.500	2.900	2.800	3.500	
			Exec:	8.700	7.450	7.950	8.350	
			ND:	—	—	0.100	—	
			Final:	12.200	10.350	10.850	11.850	45.250
			Place:	7T	25	10	6*	13
14	745	Alexis Wright Quesnel	Diff:	3.500	3.000	2.500	3.500	
			Exec:	8.300	8.400	7.950	7.900	
			ND:	—	—	—	—	
			Final:	11.800	11.400	10.450	11.400	45.050
			Place:	22T	14	14	12	14
15	744	Kimberly Marsh Prince George	Diff:	3.500	3.200	3.500	3.700	
			Exec:	9.100	8.300	6.500	7.200	
			ND:	—	—	—	—	
			Final:	12.600	11.500	10.000	10.900	45.000
			Place:	2	13	21T	19T	15
16	724	Tiffany McLean Cartwheels	Diff:	3.500	3.000	3.500	3.200	
			Exec:	8.000	8.300	7.750	7.600	
			ND:	—	—	—	—	
			Final:	11.500	11.300	11.250	10.800	44.850
			Place:	28	16T	8	24T	16
17	729	Zoe Luba Balance	Diff:	3.500	3.500	3.300	3.700	
			Exec:	8.100	7.550	6.900	7.950	
			ND:	—	—	—	—	
			Final:	11.600	11.050	10.200	11.650	44.500
			Place:	25T	19	18T	9T	17
18	725	Raha Dang Wings	Diff:	3.500	3.400	3.500	3.700	
			Exec:	8.800	7.950	5.000	8.450	
			ND:	—	—	—	—	
			Final:	12.300	11.350	8.500	12.150	44.300
			Place:	5	15	29	3	18
19	728	Emily Luba Balance	Diff:	3.500	3.300	3.500	3.700	
			Exec:	8.000	7.700	6.750	7.650	
			ND:	0.100	—	—	—	
			Final:	11.600	11.000	10.250	11.350	44.200
			Place:	25T	20	16T	13T	19
20	739	Heather Kennedy Port Alberni	Diff:	3.500	3.300	3.100	3.300	
			Exec:	8.550	8.300	6.300	7.550	
			ND:	0.100	—	—	—	
			Final:	12.150	11.600	9.400	10.850	44.000
			Place:	10T	10T	24	22T	20
21	737	Sarah Massey	Diff:	3.500	3.300	2.600	3.100	

2011 BC Championships - Meet Results - P2 Open

		Nanaimo	Exec:	8.650	7.350	7.400	7.700	
			ND:	—	0.100	—	—	
			Final:	12.150	10.750	10.000	10.800	43.700
			Place:	10T	23	21T	24T	21
22	717	Taylor Potter Key City	Diff:	3.500	3.100	2.800	3.500	
			Exec:	8.700	7.050	7.450	7.400	
			ND:	—	—	—	—	
			Final:	12.200	10.150	10.250	10.900	43.500
			Place:	7T	26	16T	19T	22
23	716	Riley Knudsgaard Key City	Diff:	3.500	2.200	3.100	3.300	
			Exec:	8.400	7.600	7.250	7.950	
			ND:	0.100	—	—	—	
			Final:	12.000	9.800	10.350	11.250	43.400
			Place:	14T	28	15	16	23
24	743	Samantha Climie Prince George	Diff:	3.500	3.400	3.300	3.300	
			Exec:	8.500	7.900	6.900	6.400	
			ND:	—	—	—	—	
			Final:	12.000	11.300	10.200	9.700	43.200
			Place:	14T	16T	18T	29	24
25	718	Erin White Key City	Diff:	3.500	3.300	3.300	3.000	
			Exec:	8.650	7.950	6.300	7.050	
			ND:	0.100	—	—	—	
			Final:	12.250	11.250	9.600	10.050	43.150
			Place:	6	18	23	26	25
26	740	Alexx Nadig Port Alberni	Diff:	3.500	3.300	2.700	3.700	
			Exec:	8.150	6.600	7.900	7.200	
			ND:	—	—	—	—	
			Final:	11.650	9.900	10.600	10.900	43.050
			Place:	24	27	13	19T	26
27	738	Darby Walker Nanaimo	Diff:	3.500	3.100	2.800	3.500	
			Exec:	8.350	7.850	5.750	7.850	
			ND:	—	—	—	—	
			Final:	11.850	10.950	8.550	11.350	42.700
			Place:	17T	21	28	13T	27
28	721	Amy Morin Momentum	Diff:	3.500	3.500	3.300	3.500	
			Exec:	8.300	6.900	5.750	7.700	
			ND:	—	—	—	—	
			Final:	11.800	10.400	9.050	11.200	42.450
			Place:	22T	24	26	17T	28
29	735	Caitlin Tatham Chimo	Diff:	3.500	2.800	2.000	3.000	
			Exec:	8.100	5.800	5.600	5.950	
			ND:	—	—	—	—	
			Final:	11.600	8.600	7.600	8.950	36.750
			Place:	25T	29	30	30	29
30	731	Callie Brougham Bowen Island	Diff:	3.500	3.000	2.700	2.300	
			Exec:	7.600	5.450	6.100	5.150	
			ND:	—	—	—	—	
			Final:	11.100	8.450	8.800	7.450	35.800
			Place:	31	30	27	31	30
31	720	Cori Calkins Momentum	Diff:	3.500	1.800	2.200	3.000	
			Exec:	7.800	6.000	4.850	6.950	
			ND:	—	-4.000	—	—	
			Final:	11.300	3.800	7.050	9.950	32.100
			Place:	30	31	31	27	31

2011 BC Championships

Meet Results - P3 Argo

Women

4/8/2011 - 4/10/2011

Rank	Num	Name Gym		Vault	Bars	Beam	Floor	AA
1	564	Lauren Wang Club Aviva	Diff:	3.200	3.800	3.400	4.000	
			Exec:	8.900	9.000	8.050	8.200	
			ND:	—	—	—	—	
			Final:	12.100	12.800	11.450	12.200	48.550
			Place:	3T	1	2	3T	1
2	569	Sabrina Tsmura Flicka	Diff:	3.200	3.800	3.600	4.000	
			Exec:	8.900	8.700	7.300	8.800	
			ND:	—	—	—	—	
			Final:	12.100	12.500	10.900	12.800	48.300
			Place:	3T	2	5	1	2
3	567	Jaime Fouchalk Flicka	Diff:	3.200	3.800	4.000	4.000	
			Exec:	8.900	8.400	6.950	8.250	
			ND:	—	—	—	—	
			Final:	12.100	12.200	10.950	12.250	47.500
			Place:	3T	5	4	2	3
4	572	Allyson Armstrong Splitz	Diff:	3.200	3.400	3.200	3.600	
			Exec:	9.200	9.000	7.550	8.050	
			ND:	—	—	—	—	
			Final:	12.400	12.400	10.750	11.650	47.200
			Place:	2	3	7	8	4
5	568	Ashley Obsieger Flicka	Diff:	3.400	3.900	3.500	3.900	
			Exec:	8.700	8.400	7.100	8.000	
			ND:	—	—	—	—	
			Final:	12.100	12.300	10.600	11.900	46.900
			Place:	3T	4	8	7	5
6	565	Jenna Anderson Delta	Diff:	4.000	3.200	2.800	3.800	
			Exec:	8.550	7.950	8.000	8.400	
			ND:	—	—	—	—	
			Final:	12.550	11.150	10.800	12.200	46.700
			Place:	1	7	6	3T	6
7	573	Haley Biggin Splitz	Diff:	3.200	3.500	3.900	3.700	
			Exec:	8.400	8.600	6.400	8.250	
			ND:	—	—	—	—	
			Final:	11.600	12.100	10.300	11.950	45.950
			Place:	9	6	9	6	7
8	574	Darcy Schultz Splitz	Diff:	3.200	2.100	3.100	3.900	
			Exec:	8.750	7.600	7.850	8.250	
			ND:	—	—	0.100	—	
			Final:	11.950	9.700	11.050	12.150	44.850
			Place:	8	9	3	5	8
9	571	Jessie Nowotny Langley	Diff:	3.200	3.900	4.000	3.900	
			Exec:	8.850	6.900	7.500	6.500	
			ND:	—	—	—	—	
			Final:	12.050	10.800	11.500	10.400	44.750

Place: 7 8 **1** 9 9

This web page was generated by [ProScore 4](#)™

2011 BC Championships

Meet Results

Women - P3 Tyro 99

4/8/2011 - 4/10/2011

Rank	Num	Name Gym		Vault	Bars	Beam	Floor	AA
1	527	Mikayla Sauer Langley	Diff:	4.000	3.700	3.600	3.900	
			Exec:	8.600	8.600	8.350	8.850	
			ND:	—	0.100	—	—	
			Final:	12.600	12.400	11.950	12.750	49.700
			Place:	1	1	4	1	1
2	530	Jaston Stockall North Peace	Diff:	3.200	3.500	4.100	3.600	
			Exec:	8.350	8.350	8.900	8.500	
			ND:	—	—	—	—	
			Final:	11.550	11.850	13.000	12.100	48.500
			Place:	14T	7	1	5*	2
3	525	Tanika Dolfo Langley	Diff:	4.000	3.000	3.600	3.900	
			Exec:	8.000	8.400	8.400	7.950	
			ND:	—	—	—	—	
			Final:	12.000	11.400	12.000	11.850	47.250
			Place:	6T	11T	3	11T	3
4	524	Lauryn Cheung Langley	Diff:	4.000	3.600	3.400	4.000	
			Exec:	8.150	8.450	7.100	8.500	
			ND:	—	—	—	—	
			Final:	12.150	12.050	10.500	12.500	47.200
			Place:	3T	4	19	3	4
5	541	Jessica Gibson Twisters	Diff:	4.000	3.200	3.800	4.100	
			Exec:	8.100	8.000	7.250	8.550	
			ND:	—	—	0.100	—	
			Final:	12.100	11.200	11.150	12.650	47.100
			Place:	5	15	11T	2	5
6T	516	Kirsten Jewitt Club Aviva	Diff:	4.000	3.500	3.900	4.100	
			Exec:	7.900	8.500	7.150	7.850	
			ND:	—	—	—	—	
			Final:	11.900	12.000	11.050	11.950	46.900
			Place:	8T	5	15	10	6T
6T	523	Kaiya Sarmenta Key City	Diff:	3.200	3.200	4.000	3.900	
			Exec:	8.700	8.500	7.450	7.950	
			ND:	—	—	—	—	
			Final:	11.900	11.700	11.450	11.850	46.900
			Place:	8T	8	10	11*	6T
8	526	Alexis Doyle Langley	Diff:	3.200	3.500	3.100	3.800	
			Exec:	8.250	8.600	8.450	8.050	
			ND:	—	—	—	-0.100	
			Final:	11.450	12.100	11.550	11.750	46.850
			Place:	17T	2T	8T	18	8
9	522	Ella Keelan Glacier	Diff:	3.200	2.300	3.300	3.600	
			Exec:	8.650	8.250	8.800	8.500	
			ND:	—	—	—	—	
			Final:	11.850	10.550	12.100	12.100	46.600

2011 BC Championships - Meet Results

			Place:	11	21	2	5T	9
10	529	Natalie Louis Lions Pride	Diff:	4.000	3.900	4.100	4.100	
			Exec:	7.900	8.200	7.600	6.750	
			ND:	—:—	—:—	—:—	—:—	
			Final:	11.900	12.100	11.700	10.850	46.550
			Place:	8T	2T	6	23T	10
11	528	Alexis Wernitz Langley	Diff:	3.200	3.100	3.600	3.600	
			Exec:	8.600	8.300	7.350	8.500	
			ND:	—:—	—:—	—:—	—:—	
			Final:	11.800	11.400	10.950	12.100	46.250
			Place:	12	11T	16	5*	11
12	531	Hannah Butcher Okanagan	Diff:	3.200	3.000	3.500	3.900	
			Exec:	8.500	8.400	7.650	7.950	
			ND:	—:—	—:—	—:—	—:—	
			Final:	11.700	11.400	11.150	11.850	46.100
			Place:	13	11T	11T	11*	12
13	533	Brooke Murray Okanagan	Diff:	3.200	3.200	3.200	3.400	
			Exec:	8.800	8.100	7.950	7.800	
			ND:	—:—	—:—	—:—	—:—	
			Final:	12.000	11.300	11.150	11.200	45.650
			Place:	6T	14	11T	22	13
14	535	Anna MacDonald Prince George	Diff:	3.200	3.600	3.900	3.700	
			Exec:	8.050	8.000	7.250	7.850	
			ND:	—:—	—:—	—:—	—:—	
			Final:	11.250	11.600	11.150	11.550	45.550
			Place:	22	9T	11T	19	14
15	521	Kendra Kerr Flicka	Diff:	3.200	3.400	3.700	4.000	
			Exec:	8.150	8.200	6.550	7.850	
			ND:	0.100	—:—	—:—	—:—	
			Final:	11.450	11.600	10.250	11.850	45.150
			Place:	17T	9T	20	11T	15
16	543	Alora Jones Wings	Diff:	3.200	2.600	3.200	3.800	
			Exec:	9.000	8.400	6.250	8.650	
			ND:	—:—	—:—	—:—	—:—	
			Final:	12.200	11.000	9.450	12.450	45.100
			Place:	2	17	23	4	16
17	540	Ally Tomaz Terrace	Diff:	3.200	2.700	3.300	3.900	
			Exec:	8.350	8.050	7.450	8.100	
			ND:	—:—	—:—	—:—	—:—	
			Final:	11.550	10.750	10.750	12.000	45.050
			Place:	14T	20	18	9	17
18	519	Sara Keating Falcon	Diff:	3.400	2.700	3.200	3.500	
			Exec:	8.050	8.400	8.450	7.300	
			ND:	—:—	—:—	—:—	—:—	
			Final:	11.450	11.100	11.650	10.800	45.000
			Place:	17T	16	7	25	18
19	517	Alicia Farquharson Delta	Diff:	3.200	2.900	3.600	3.500	
			Exec:	7.850	7.500	7.950	8.350	
			ND:	—:—	—:—	—:—	—:—	
			Final:	11.050	10.400	11.550	11.850	44.850
			Place:	24	22	8T	11T	19
20	518	Tyler Chequer Falcon	Diff:	3.200	3.000	3.900	3.900	
			Exec:	7.750	7.200	7.900	7.900	
			ND:	—:—	—:—	—:—	—:—	
			Final:	10.950	10.200	11.800	11.800	44.750
			Place:	25	23	5	17	20
21	534	Fayne O'Donovan	Diff:	4.000	3.100	3.200	3.400	

2011 BC Championships - Meet Results

		Polarettes	Exec:	8.150	8.800	5.950	8.100	
			ND:	—	—	—	—	
			Final:	12.150	11.900	9.150	11.500	44.700
			Place:	3T	6	24	20	21
22	538	Janelle Izzard Quesnel	Diff:	4.000	2.600	3.100	3.900	
			Exec:	7.350	6.850	7.800	8.150	
			ND:	—	—	—	—	
			Final:	11.350	9.450	10.900	12.050	43.750
			Place:	21	25	17	8	22
23T	539	Brylie Olafson Splitz	Diff:	3.200	3.400	2.900	3.600	
			Exec:	8.250	6.700	6.700	8.250	
			ND:	—	—	—	—	
			Final:	11.450	10.100	9.600	11.850	43.000
			Place:	17T	24	22	11T	23T
23T	536	Rhiana Palfy Prince George	Diff:	3.200	2.600	3.400	3.300	
			Exec:	7.950	8.300	6.700	7.550	
			ND:	—	—	—	—	
			Final:	11.150	10.900	10.100	10.850	43.000
			Place:	23	18	21	23T	23T
25	542	Kat Kranjc Whistler	Diff:	3.200	3.600	2.400	3.400	
			Exec:	8.350	7.200	4.300	7.900	
			ND:	—	—	—	—	
			Final:	11.550	10.800	6.700	11.300	40.350
			Place:	14T	19	25	21	25

This web page was generated by [ProScore 4](#)™

2011 BC Championships

Meet Results

Women - P3 Tyro 00

4/8/2011 - 4/10/2011

Rank	Num	Name Gym		Vault	Bars	Beam	Floor	AA
1	563	Emily Moorthy Twisters	Diff:	4.000	3.900	4.000	4.100	
			Exec:	8.000	8.400	7.950	8.200	
			ND:	—	—	—	—	
			Final:	12.000	12.300	11.950	12.300	48.550
			Place:	2	2	3	4T	1
2	562	Sydney Dyck Twisters	Diff:	4.000	3.800	4.100	4.100	
			Exec:	7.850	8.300	8.100	8.200	
			ND:	—	—	—	—	
			Final:	11.850	12.100	12.200	12.300	48.450
			Place:	4	3	2	4T	2
3	550	Chanelle McPhee Flicka	Diff:	3.200	3.800	4.000	4.000	
			Exec:	8.200	8.200	7.850	8.600	
			ND:	—	—	—	—	
			Final:	11.400	12.000	11.850	12.600	47.850
			Place:	13	4	4	2	3
4	561	Vanessa Beckmann Twisters	Diff:	4.000	3.800	4.000	4.100	
			Exec:	8.050	7.550	8.350	7.650	
			ND:	—	0.100	—	—	
			Final:	12.050	11.450	12.350	11.750	47.600
			Place:	1	9	1	11	4
5	553	Jaye-Lynn Dendaas Langley	Diff:	3.200	2.900	3.900	3.800	
			Exec:	8.300	8.650	7.750	8.500	
			ND:	—	—	—	—	
			Final:	11.500	11.550	11.650	12.300	47.000
			Place:	12	7	6	4T	5
6	545	Madeline Rindahl Club Aviva	Diff:	3.600	3.400	4.100	4.100	
			Exec:	7.950	8.100	7.650	7.950	
			ND:	—	—	—	—	
			Final:	11.550	11.500	11.750	12.050	46.850
			Place:	11	8	5	8	6
7	544	Mariko Abe-Ziegler Club Aviva	Diff:	4.000	3.500	4.000	4.000	
			Exec:	7.800	8.450	6.400	8.650	
			ND:	—	—	—	—	
			Final:	11.800	11.950	10.400	12.650	46.800
			Place:	5T	5	10	1	7
8	549	Kerryanne Callahan Flicka	Diff:	3.200	3.300	3.900	3.900	
			Exec:	8.700	7.450	7.600	8.000	
			ND:	—	—	0.100	—	
			Final:	11.900	10.750	11.600	11.900	46.150
			Place:	3	11	7	10	8
9	547	Samantha Johnson Duncan	Diff:	4.000	3.200	4.000	4.000	
			Exec:	7.700	8.550	6.150	7.950	
			ND:	0.100	—	—	—	
			Final:	11.800	11.750	10.150	11.950	45.650

2011 BC Championships - Meet Results

			Place:	5T	6	12	9	9
10	551	Brooklin Yearwood Flicka	Diff:	3.200	3.800	3.400	3.900	
			Exec:	8.400	6.100	8.150	7.750	
			ND:	—	—	—	—	
			Final:	11.600	9.900	11.550	11.650	44.700
			Place:	9T	14	8	12T	10
11	555	Ariona Curiel Omega	Diff:	4.000	3.800	3.900	3.800	
			Exec:	7.100	8.600	5.850	7.400	
			ND:	—	—	—	—	
			Final:	11.100	12.400	9.750	11.200	44.450
			Place:	16	1	13	15	11
12	546	Sarah Chan Delta	Diff:	4.000	2.700	2.600	3.900	
			Exec:	7.650	8.300	6.300	8.400	
			ND:	—	—	—	—	
			Final:	11.650	11.000	8.900	12.300	43.850
			Place:	7T	10	15	4T	12
13	559	Jessica Pallot Prince George	Diff:	3.400	2.700	3.400	4.000	
			Exec:	8.250	7.150	6.200	8.350	
			ND:	—	—	—	—	
			Final:	11.650	9.850	9.600	12.350	43.450
			Place:	7T	15	14	3	13
14	560	Pyper Burns Smithers	Diff:	3.200	2.600	3.600	4.000	
			Exec:	8.000	8.050	7.000	6.850	
			ND:	—	—	—	—	
			Final:	11.200	10.650	10.600	10.850	43.300
			Place:	15	12	9	16	14
15	552	Jenna Mitchell Flip City	Diff:	3.200	2.400	3.900	3.600	
			Exec:	8.150	7.550	6.400	8.050	
			ND:	—	—	—	—	
			Final:	11.350	9.950	10.300	11.650	43.250
			Place:	14	13	11	12T	15
16	554	Grace Fecht Okanagan	Diff:	3.200	1.900	3.200	3.300	
			Exec:	8.400	6.000	5.200	8.150	
			ND:	—	—	—	—	
			Final:	11.600	7.900	8.400	11.450	39.350
			Place:	9T	16	16	14	16

This web page was generated by [ProScore 4](#)™

2011 BC Championships

Meet Results

Women - P3 Nov 97

4/8/2011 - 4/10/2011

Rank	Num	Name Gym		Vault	Bars	Beam	Floor	AA
1	482	Jaime Clarke Phoenix	Diff: Exec: ND: Final: Place:	4.000 8.950 — 12.950 1	3.600 8.833 — 12.433 1	2.600 9.350 — 11.950 4T	3.900 8.550 — 12.450 1	49.783 1
2	469	Cherish Parisien Key City	Diff: Exec: ND: Final: Place:	3.200 9.200 0.100 12.500 5T	3.200 8.833 — 12.033 6	3.100 8.850 — 11.950 4T	3.600 8.150 — 11.750 7	48.233 2
3	466	Jasmine Schacher Glacier	Diff: Exec: ND: Final: Place:	3.200 9.300 — 12.500 5T	2.800 8.933 — 11.733 11	3.400 8.750 — 12.150 1T	3.100 8.600 — 11.700 8	48.083 3
4	472	Catherine Spencer Key City	Diff: Exec: ND: Final: Place:	3.200 8.700 — 11.900 11T	3.300 9.066 — 12.366 2	3.400 8.600 0.100 12.100 3	3.900 7.750 — 11.650 9	48.016 4
5	460	Kyra Boulding Campbell River	Diff: Exec: ND: Final: Place:	4.000 8.750 — 12.750 2T	3.400 8.800 0.100 12.300 3T	4.100 7.200 — 11.300 9	4.000 7.600 — 11.600 10T	47.950 5
6	468	Jayleen Lim Key City	Diff: Exec: ND: Final: Place:	4.000 8.500 — 12.500 5T	3.100 9.100 0.100 12.300 3T	3.900 8.050 — 11.950 4T	3.900 6.750 — 10.650 19	47.400 6
7	471	Lauryn Savage Key City	Diff: Exec: ND: Final: Place:	3.200 9.150 — 12.350 9	3.400 8.533 — 11.933 8	3.400 8.350 — 11.750 8	3.900 7.400 — 11.300 14	47.333 7
8	470	Madysen Sandberg Key City	Diff: Exec: ND: Final: Place:	4.000 8.200 — 12.200 10	3.200 8.800 0.100 12.100 5	3.400 7.500 — 10.900 11T	4.000 7.800 — 11.800 5T	47.000 8
9	462	Maria Starko Delta	Diff: Exec: ND: Final:	3.600 7.650 — 11.250	2.500 8.766 — 11.266	4.100 8.050 — 12.150	4.100 7.750 — 11.850	46.516

			Place:	18T	16	1T	4	9
10	475	Nora Loyst Nanaimo	Diff:	4.000	2.800	3.600	3.900	
			Exec:	8.700	8.500	7.050	7.700	
			ND:	—	—	—	—	
			Final:	12.700	11.300	10.650	11.600	46.250
			Place:	4	15	15	10T	10
11	477	Avery Valerio Nanaimo	Diff:	4.000	3.300	3.500	3.900	
			Exec:	7.900	8.333	7.350	7.900	
			ND:	—	—	—	—	
			Final:	11.900	11.633	10.850	11.800	46.183
			Place:	11T	12	13	5T	11
12	476	Gabrielle Soucy Nanaimo	Diff:	4.000	3.000	3.300	3.800	
			Exec:	7.650	8.400	8.650	7.300	
			ND:	—	—	—	—	
			Final:	11.650	11.400	11.950	11.100	46.100
			Place:	14	14	4T	15	12
13	473	Nikki Cudmore Langley	Diff:	3.200	3.200	3.900	3.900	
			Exec:	8.250	8.233	7.300	7.650	
			ND:	—	—	—	—	
			Final:	11.450	11.433	11.200	11.550	45.633
			Place:	16	13	10	12	13
14	463	Emilie Webb Delta	Diff:	3.200	2.600	3.400	4.000	
			Exec:	8.400	8.333	7.500	7.950	
			ND:	—	—	—	—	
			Final:	11.600	10.933	10.900	11.950	45.383
			Place:	15	17T	11T	3	14
15	465	Taryn Smiley Duncan	Diff:	3.200	3.300	3.200	4.100	
			Exec:	8.650	8.400	6.250	8.050	
			ND:	—	0.100	—	—	
			Final:	11.850	11.800	9.450	12.150	45.250
			Place:	13	10	20	2	15
16	480	Emily Carroll Surrey	Diff:	4.000	3.300	2.900	3.300	
			Exec:	8.750	8.500	6.650	7.550	
			ND:	—	0.100	—	—	
			Final:	12.750	11.900	9.550	10.850	45.050
			Place:	2T	9	19	17	16
17	467	Michelle Cooper Kerrigan	Diff:	3.200	2.800	2.600	3.600	
			Exec:	9.300	8.100	7.500	7.800	
			ND:	—	—	0.100	—	
			Final:	12.500	10.900	10.200	11.400	45.000
			Place:	5T	19	17T	13	17
18	474	Becky Hannibal Nanaimo	Diff:	3.200	3.000	2.400	3.600	
			Exec:	7.950	7.933	7.950	7.150	
			ND:	—	—	—	—	
			Final:	11.150	10.933	10.350	10.750	43.183
			Place:	20	17T	16	18	18
19	479	Ali Smaha-Muir Smithers	Diff:	3.400	3.300	3.600	3.900	
			Exec:	7.700	7.266	7.150	6.400	
			ND:	—	—	—	—	
			Final:	11.100	10.566	10.750	10.300	42.716
			Place:	21	20	14	20	19
20	464	Polina Poberezhnyk Duncan	Diff:	3.200	3.100	3.200	3.800	
			Exec:	8.200	7.100	6.000	7.250	
			ND:	—	—	—	—	
			Final:	11.400	10.200	9.200	11.050	41.850
			Place:	17	21	21	16	20
21	478	Ashlynn Jackson	Diff:	3.200	1.800	3.600	0.000	

2011 BC Championships - Meet Results

		Smithers	Exec:	8.050	8.350	6.600	0.000	
			ND:	—:—	—:—	—:—	—:—	
			Final:	11.250	10.150	10.200	0.000	31.600
			Place:	18T	22	17T	21*	21
22	481	Madison Principe Surrey	Diff:	0.000	3.100	2.900	0.000	
			Exec:	0.000	8.766	5.700	0.000	
			ND:	—:—	0.100	—:—	—:—	
			Final:	0.000	11.966	8.600	0.000	20.566
			Place:	22	7	22	21*	22

This web page was generated by [ProScore 4](#)™

2011 BC Championships

Meet Results

Women - P3 Nov 98

4/8/2011 - 4/10/2011

Rank	Num	Name Gym		Vault	Bars	Beam	Floor	AA
1	503	Jordanne Dunbar Splitz	Diff:	3.200	3.900	4.100	4.100	
			Exec:	8.850	9.066	7.750	7.850	
			ND:	_____	0.100	_____	_____	
			Final:	12.050	13.066	11.850	11.950	48.916
			Place:	12T	1	5	1T	1
2	511	Justine Robinson Twisters	Diff:	4.000	3.900	4.100	4.100	
			Exec:	8.600	8.166	8.050	7.700	
			ND:	_____	_____	_____	_____	
			Final:	12.600	12.066	12.150	11.800	48.616
			Place:	3	5	1	4T	2
3	512	Carissa Williams Twisters	Diff:	4.000	3.400	3.600	4.100	
			Exec:	8.650	8.200	7.950	7.400	
			ND:	_____	_____	_____	_____	
			Final:	12.650	11.600	11.550	11.500	47.300
			Place:	2	13	11	7	3
4	510	Ashley Perry Twisters	Diff:	4.000	4.000	3.400	4.100	
			Exec:	8.200	7.966	8.500	7.050	
			ND:	_____	_____	_____	_____	
			Final:	12.200	11.966	11.900	11.150	47.216
			Place:	9	7	4	18T	4
5	496	Alaini Bamba Langley	Diff:	4.000	3.000	3.900	3.900	
			Exec:	8.450	8.633	7.750	7.500	
			ND:	_____	_____	_____	_____	
			Final:	12.450	11.633	11.650	11.400	47.133
			Place:	4T	11*	8T	9T	5
6	488	Emily Hirst Flicka	Diff:	4.000	3.800	3.600	4.000	
			Exec:	8.450	7.966	7.250	7.950	
			ND:	_____	0.100	_____	_____	
			Final:	12.450	11.866	10.850	11.950	47.116
			Place:	4T	8	19T	1T	6
7	504	Amber Skemp Splitz	Diff:	3.200	3.400	3.300	4.000	
			Exec:	8.300	8.633	8.750	7.400	
			ND:	_____	_____	_____	_____	
			Final:	11.500	12.033	12.050	11.400	46.983
			Place:	25T	6	2T	9T	7
8	495	Emily Penner Key City	Diff:	3.200	3.100	3.600	4.000	
			Exec:	8.200	9.066	8.200	7.200	
			ND:	_____	0.100	_____	_____	
			Final:	11.400	12.266	11.800	11.200	46.666
			Place:	28	3	6T	15T	8
9	490	Airlie Palichuk Flip City	Diff:	3.600	3.700	4.000	4.000	
			Exec:	7.850	7.966	7.500	7.900	
			ND:	_____	_____	_____	_____	
			Final:	11.450	11.666	11.500	11.900	46.516
			Place:					

2011 BC Championships - Meet Results

			Place:	27	10	12T	3	9
10	500	Caitlyn Venasse Polarettes	Diff:	3.200	2.700	3.900	3.600	
			Exec:	8.800	7.833	8.150	8.000	
			ND:	0.100	—	—	—	
			Final:	12.100	10.533	12.050	11.600	46.283
			Place:	11	25	2T	6	10
11	485	Kiara Rahmati Club Aviva	Diff:	3.600	3.200	3.100	3.900	
			Exec:	8.550	7.800	8.450	7.550	
			ND:	—	—	0.100	—	
			Final:	12.150	11.000	11.650	11.450	46.250
			Place:	10	19	8T	8	11
12	487	Emily Bolink Falcon	Diff:	3.600	3.600	4.000	4.100	
			Exec:	8.100	8.633	7.250	6.800	
			ND:	—	0.100	—	—	
			Final:	11.700	12.333	11.250	10.900	46.183
			Place:	17T	2	16	25T	12
13	515	Keeley Wentzel Whistler	Diff:	4.000	3.100	3.700	4.100	
			Exec:	8.050	8.233	7.800	6.950	
			ND:	—	0.100	—	—	
			Final:	12.050	11.433	11.500	11.050	46.033
			Place:	12T	14	12T	20T	13
14	508	Marina Szabo Surrey	Diff:	3.200	3.100	3.200	4.000	
			Exec:	8.600	8.900	6.700	7.800	
			ND:	—	0.100	—	—	
			Final:	11.800	12.100	9.900	11.800	45.600
			Place:	16	4	26	4T	14
15	502	Serena So Richmond	Diff:	3.400	2.500	3.500	3.900	
			Exec:	9.050	7.766	8.300	7.000	
			ND:	—	—	—	—	
			Final:	12.450	10.266	11.800	10.900	45.416
			Place:	4T	27	6T	25T	15
16	494	Mackenzie Lightburn Key City	Diff:	4.000	2.600	3.900	3.900	
			Exec:	8.700	8.333	6.700	7.250	
			ND:	—	—	—	—	
			Final:	12.700	10.933	10.600	11.150	45.383
			Place:	1	20T	22T	18T	16
17	497	Cheyenne Rupert Langley	Diff:	3.200	2.700	3.600	3.600	
			Exec:	8.650	8.533	7.000	7.650	
			ND:	—	—	—	—	
			Final:	11.850	11.233	10.600	11.250	44.933
			Place:	14T	17	22T	13T	17
18	507	Jusleen Sangha Surrey	Diff:	3.600	2.900	3.400	3.600	
			Exec:	8.750	8.400	6.300	7.700	
			ND:	—	0.100	—	—	
			Final:	12.350	11.400	9.700	11.300	44.750
			Place:	8	15	27	12	18
19	489	Chloe Barrick Flip City	Diff:	3.200	2.300	4.000	3.800	
			Exec:	8.100	8.633	7.350	7.150	
			ND:	—	—	—	—	
			Final:	11.300	10.933	11.350	10.950	44.533
			Place:	30	20T	15	23*	19
20	483	Allandra Olson Chimo	Diff:	3.200	3.000	3.400	3.800	
			Exec:	8.350	8.633	6.800	7.150	
			ND:	—	—	—	—	
			Final:	11.550	11.633	10.200	10.950	44.333
			Place:	23T	11*	25	23*	20
21	484	Sawyer Sturam	Diff:	3.200	2.500	3.400	3.900	

2011 BC Championships - Meet Results

		Chimo	Exec:	8.300	8.333	7.300	7.350	
			ND:	—	—	—	—	
			Final:	11.500	10.833	10.700	11.250	44.283
			Place:	25T	22	21	13T	21
22	498	Mackenzie Davy Polarettes	Diff:	3.200	2.600	2.800	3.300	
			Exec:	8.150	8.166	8.650	7.250	
			ND:	—	—	—	—	
			Final:	11.350	10.766	11.450	10.550	44.116
			Place:	29	23	14	30T	22
23	491	Haylie Palichuk Flip City	Diff:	3.600	2.900	3.400	3.700	
			Exec:	8.100	6.700	7.700	7.650	
			ND:	—	—	—	—	
			Final:	11.700	9.600	11.100	11.350	43.750
			Place:	17T	31	17	11	23
24	514	Carly Mann Whistler	Diff:	3.400	3.300	3.600	4.100	
			Exec:	9.050	7.900	5.400	6.950	
			ND:	—	—	—	—	
			Final:	12.450	11.200	9.000	11.050	43.700
			Place:	4T	18	30	20T	24
25	493	Emma Jordan Kerrigan	Diff:	3.200	2.400	3.100	3.800	
			Exec:	8.500	8.800	6.400	7.200	
			ND:	—	0.100	0.100	—	
			Final:	11.700	11.300	9.600	11.000	43.600
			Place:	17T	16	29	22	25
26	509	Katrina Penner-Loat Twisters	Diff:	3.200	2.500	3.900	3.700	
			Exec:	7.850	7.066	7.700	7.500	
			ND:	—	—	—	—	
			Final:	11.050	9.566	11.600	11.200	43.416
			Place:	31	32	10	15*	26
27	506	Clarissa Rempel Surrey	Diff:	3.200	3.100	2.900	3.400	
			Exec:	8.650	8.733	5.800	7.500	
			ND:	—	—	—	—	
			Final:	11.850	11.833	8.700	10.900	43.283
			Place:	14T	9	31	25T	27
28	513	Jesse Budge Whistler	Diff:	3.400	2.300	3.600	4.000	
			Exec:	8.200	7.300	7.350	6.850	
			ND:	—	0.100	—	—	
			Final:	11.600	9.700	10.950	10.850	43.100
			Place:	20T	30	18	29	28
29	492	Meghan McGillivray KGTC	Diff:	3.200	3.100	3.600	3.800	
			Exec:	7.800	7.566	6.800	6.750	
			ND:	—	—	—	—	
			Final:	11.000	10.666	10.400	10.550	42.616
			Place:	32	24	24	30T	29
30	501	Krystal Gregory Prince George	Diff:	3.400	1.800	2.900	3.700	
			Exec:	8.200	8.300	6.750	7.200	
			ND:	—	—	—	—	
			Final:	11.600	10.100	9.650	10.900	42.250
			Place:	20T	28	28	25T	30
31	499	Lilyanne Gale Polarettes	Diff:	3.200	3.600	3.100	3.700	
			Exec:	8.400	6.700	5.450	7.500	
			ND:	—	—	—	—	
			Final:	11.600	10.300	8.550	11.200	41.650
			Place:	20T	26	32	15*	31
32	505	RayAnne Quinn Surrey	Diff:	3.200	1.900	3.200	0.000	
			Exec:	8.350	8.166	7.650	0.000	
			ND:	—	—	—	—	
			Final:	11.550	10.066	10.850	0.000	32.466

2011 BC Championships - Meet Results

33	486	Camila Delgado Duncan	Place:	23T	29	19T	32*	32
			Diff:	0.000	0.000	0.000	0.000	
			Exec:	0.000	0.000	0.000	0.000	
			ND:	—	—	0.000	—	
			Final:	0.000	0.000	0.000	0.000	0.000
			Place:	33	33	33	32*	33

This web page was generated by [ProScore 4](#)™

2011 BC Championships

Meet Results - P3 Open

Women

4/8/2011 - 4/10/2011

Rank	Num	Name Gym		Vault	Bars	Beam	Floor	AA
1	459	Joanna Wong Wings	Diff: Exec: ND: Final: Place:	3.200 9.200 _____ 12.400 4T	3.400 8.900 0.100 12.400 2	3.500 7.350 _____ 10.850 7	4.000 8.950 _____ 12.950 1	48.600 1
2	437	Tiffany Sharkie Campbell River	Diff: Exec: ND: Final: Place:	4.000 9.100 _____ 13.100 1	3.400 8.000 _____ 11.400 14	3.900 7.950 _____ 11.850 1	4.100 7.850 _____ 11.950 10T	48.300 2
3	458	Brynn Staples Phoenix	Diff: Exec: ND: Final: Place:	3.200 8.750 _____ 11.950 10T	3.700 8.900 _____ 12.600 1	3.700 8.100 _____ 11.800 2	3.800 7.850 _____ 11.650 14	48.000 3
4T	445	Jordanna Walmsley Key City	Diff: Exec: ND: Final: Place:	4.000 8.500 _____ 12.500 3	3.300 8.300 _____ 11.600 12	2.600 8.150 _____ 10.750 8	3.900 8.450 _____ 12.350 7	47.200 4T
4T	448	Cassi Kover Langley	Diff: Exec: ND: Final: Place:	3.400 8.300 _____ 11.700 14	3.500 8.450 _____ 11.950 8T	3.900 7.050 _____ 10.950 6	4.100 8.500 _____ 12.600 2T	47.200 4T
6	443	Gabrielle Janicki Falcon	Diff: Exec: ND: Final: Place:	3.400 8.800 0.100 12.300 6	3.400 8.800 _____ 12.200 5	4.100 7.000 _____ 11.100 4	4.100 7.450 _____ 11.550 15T	47.150 6
7	436	Melissa MacAdam Campbell River	Diff: Exec: ND: Final: Place:	4.000 8.400 _____ 12.400 4T	3.400 8.300 _____ 11.700 11	3.500 6.800 _____ 10.300 11T	4.100 8.500 -0.100 12.500 4T	46.900 7
8	435	Meghan Brazier Balance	Diff: Exec: ND: Final: Place:	4.000 8.700 _____ 12.700 2	3.100 8.450 _____ 11.550 13	3.000 6.850 _____ 9.850 13	4.000 8.600 _____ 12.600 2T	46.700 8
9	447	Amelia Copeland Langley	Diff: Exec: ND: Final:	3.400 7.950 _____ 11.350	3.400 8.600 0.100 12.100	2.800 8.150 0.100 11.050	3.500 8.450 _____ 11.950	46.450

2011 BC Championships - Meet Results - P3 Open

			Place:	18	7	5	10T	9
10	438	Amber Mearns Chimo	Diff:	3.200	3.400	2.800	3.900	
			Exec:	8.050	7.700	8.550	8.400	
			ND:	—	0.100	—	—	
			Final:	11.250	11.200	11.350	12.300	46.100
			Place:	20	16	3	8	10
11	446	Carlie Wilson Key City	Diff:	3.200	3.400	2.900	3.200	
			Exec:	8.650	8.550	7.550	8.600	
			ND:	—	—	—	—	
			Final:	11.850	11.950	10.450	11.800	46.050
			Place:	13	8T	10	12T	11
12	452	Shayna McCormick Prince George	Diff:	3.400	3.200	2.900	3.900	
			Exec:	8.750	9.050	5.550	8.550	
			ND:	—	0.100	0.100	—	
			Final:	12.150	12.350	8.550	12.450	45.500
			Place:	8	3	19	6	12
13	457	Gaia Pryde Phoenix	Diff:	4.000	2.300	2.800	3.700	
			Exec:	8.000	8.800	6.800	8.800	
			ND:	—	—	0.100	—	
			Final:	12.000	11.100	9.700	12.500	45.300
			Place:	9	17T	14	4T	13
14	449	Daisy Petrucci North Peace	Diff:	3.400	3.600	3.900	2.800	
			Exec:	8.000	8.600	6.800	7.900	
			ND:	—	0.100	—	—	
			Final:	11.400	12.300	10.700	10.700	45.100
			Place:	17	4	9	20	14
15	456	Jenna Doobenen Surrey	Diff:	3.200	3.400	2.100	3.100	
			Exec:	8.300	8.750	8.200	7.250	
			ND:	—	—	—	—	
			Final:	11.500	12.150	10.300	10.350	44.300
			Place:	16	6	11T	21	15
16	442	Kaitlynn Woodard Duncan	Diff:	3.200	3.200	2.600	3.400	
			Exec:	8.350	8.050	6.900	7.900	
			ND:	—	—	—	—	
			Final:	11.550	11.250	9.500	11.300	43.600
			Place:	15	15	15T	19	16
17	450	Janelle Sonmor North Peace	Diff:	3.200	2.400	2.600	3.600	
			Exec:	8.700	7.550	6.900	8.500	
			ND:	—	—	—	—	
			Final:	11.900	9.950	9.500	12.100	43.450
			Place:	12	20	15T	9	17
18	439	Cassidy Fernandes Duncan	Diff:	3.200	2.500	2.900	3.400	
			Exec:	8.750	7.900	6.500	8.100	
			ND:	—	—	—	—	
			Final:	11.950	10.400	9.400	11.500	43.250
			Place:	10T	19	17	18	18
19	451	Jessica Friesen Prince George	Diff:	3.200	3.600	2.600	3.400	
			Exec:	8.100	8.300	4.050	8.400	
			ND:	—	—	—	—	
			Final:	11.300	11.900	6.650	11.800	41.650
			Place:	19	10	22	12T	19
20T	454	Josephine Kern Smithers	Diff:	3.200	3.000	2.100	2.800	
			Exec:	7.100	8.100	5.450	8.750	
			ND:	0.100	—	0.100	—	
			Final:	10.400	11.100	7.650	11.550	40.700
			Place:	22	17T	21	15T	20T
20T	441	Kristi Reynolds	Diff:	3.200	2.400	1.600	3.900	

2011 BC Championships - Meet Results - P3 Open

		Duncan	Exec:	9.000	6.800	6.150	7.650	
			ND:	—:—	—:—	—:—	—:—	
			Final:	12.200	9.200	7.750	11.550	40.700
			Place:	7	22	20	15T	20T
22	455	Mikayla Levy	Diff:	3.200	2.400	2.400	1.900	
		Smithers	Exec:	7.950	7.300	6.400	7.250	
			ND:	—:—	—:—	—:—	—:—	
			Final:	11.150	9.700	8.800	9.150	38.800
			Place:	21	21	18	22	22

This web page was generated by [ProScore 4](#)™

2011 BC Championships

Meet Results - P4 Tyro

Women

4/8/2011 - 4/10/2011

Rank	Num	Name Gym		Vault	Bars	Beam	Floor	AA
1	432	Monica Herrera Omega	Diff:	4.500	3.700	3.200	4.200	
			Exec:	8.250	7.700	6.850	8.200	
			ND:	—	—	—	—	
			Final:	12.750	11.400	10.050	12.400	46.600
			Place:	2	5	4	1	1
2	433	Tianna Bobariu Richmond	Diff:	4.400	3.600	4.300	3.800	
			Exec:	8.500	6.750	6.800	8.350	
			ND:	—	—	—	—	
			Final:	12.900	10.350	11.100	12.150	46.500
			Place:	1	6	2	2	2
3	429	Deandra McNaught Flip City	Diff:	4.400	4.000	4.300	3.600	
			Exec:	7.000	7.650	7.200	8.100	
			ND:	—	—	—	—	
			Final:	11.400	11.650	11.500	11.700	46.250
			Place:	6	4	1	3T	3
4	434	Grace Allen Smithers	Diff:	4.400	3.700	4.200	4.000	
			Exec:	8.150	8.200	6.100	7.400	
			ND:	—	—	—	—	
			Final:	12.550	11.900	10.300	11.400	46.150
			Place:	3	3	3	5	4
5	431	Emaree Handley Okanagan	Diff:	3.500	3.700	4.100	3.500	
			Exec:	8.450	9.050	5.600	7.850	
			ND:	—	0.100	—	—	
			Final:	11.950	12.850	9.700	11.350	45.850
			Place:	5	1	5	6	5
6	430	Britney DePalma KGTC	Diff:	4.400	3.700	3.300	3.500	
			Exec:	8.050	8.450	4.550	8.200	
			ND:	—	0.100	—	—	
			Final:	12.450	12.250	7.850	11.700	44.250
			Place:	4	2	6	3T	6

This web page was generated by [ProScore 4](#)™

2011 BC Championships Sunday

Meet Results - P4 Novice

Women

4/8/2011 - 4/10/2011

Rank	Num	Name Gym		Vault	Bars	Beam	Floor	AA
1	419	Alycia Delesalle Langley	Diff:	4.500	3.800	4.300	4.500	
			Exec:	9.000	8.900	8.433	8.566	
			ND:	—	0.100	—	—	
			Final:	13.500	12.800	12.733	13.066	52.099
			Place:	1	1	1	1	1
2	413	Krista Henshaw Flicka	Diff:	4.500	4.000	4.400	4.300	
			Exec:	8.800	7.400	7.700	8.200	
			ND:	—	—	—	—	
			Final:	13.300	11.400	12.100	12.500	49.300
			Place:	2	10T	5	2	2
3	424	Hiroka Takeuchi Surrey	Diff:	4.400	3.100	3.400	3.800	
			Exec:	8.250	8.100	8.866	8.000	
			ND:	—	0.100	0.100	—	
			Final:	12.650	11.300	12.366	11.800	48.116
			Place:	4T	12	3	9	3
4	414	Chiara Bertolini Flip City	Diff:	3.500	3.700	4.200	3.500	
			Exec:	8.550	7.933	8.266	8.133	
			ND:	—	0.100	—	—	
			Final:	12.050	11.733	12.466	11.633	47.882
			Place:	12	7T	2	11T	4
5	423	Kisha Gatchalian Splitz	Diff:	3.700	3.600	3.900	3.800	
			Exec:	8.900	8.733	7.266	7.766	
			ND:	—	—	—	—	
			Final:	12.600	12.333	11.166	11.566	47.665
			Place:	6	2T	14	13T	5
6	418	Mackenzie Budy Langley	Diff:	2.900	3.400	4.200	4.200	
			Exec:	8.800	8.000	7.766	8.033	
			ND:	0.100	—	0.100	—	
			Final:	11.800	11.400	12.066	12.233	47.499
			Place:	18	10T	6T	5	6
7	427	Shi Yun Lum TAG	Diff:	3.700	2.900	3.900	4.200	
			Exec:	8.200	8.366	8.300	7.833	
			ND:	—	—	—	—	
			Final:	11.900	11.266	12.200	12.033	47.399
			Place:	14T	13	4	8	7
8	420	Alyssa Kowbel Langley	Diff:	4.400	3.700	3.800	3.400	
			Exec:	8.000	8.533	7.833	7.666	
			ND:	—	—	—	—	
			Final:	12.400	12.233	11.633	11.066	47.332
			Place:	9	4T	9	17	8
9	406	Bria Henderson Club Aviva	Diff:	3.700	4.000	3.500	4.100	
			Exec:	8.400	8.233	7.033	8.300	
			ND:	—	—	—	—	
			Final:	12.100	12.233	10.533	12.400	47.266

2011 BC Championships Sunday - Meet Results - P4 Novice

			Place:	11	4T	16	3	9	
10	428	Jasmyrn Suelzle TAG	Diff:	3.700	3.900	3.400	4.000		
			Exec:	8.000	8.433	8.100	7.633		
			ND:	—	—	—	—		
			Final:	11.700	12.333	11.500	11.633	47.166	
			Place:	20T	2T	10	11T	10	
11	412	Joanna Coons Flicka	Diff:	3.700	4.100	4.100	4.300		
			Exec:	8.950	7.500	6.900	7.400		
			ND:	—	—	—	—		
			Final:	12.650	11.600	11.000	11.700	46.950	
			Place:	4T	9	15	10	11	
12	410	Breece Austin Flicka	Diff:	3.500	3.700	4.000	4.100		
			Exec:	8.450	8.333	7.766	6.433		
			ND:	—	—	—	—		
			Final:	11.950	12.033	11.766	10.533	46.282	
			Place:	13	6	8	22	12	
13T	411	Chelsea Bush Flicka	Diff:	3.700	2.600	3.500	4.200		
			Exec:	8.150	8.033	7.933	8.100		
			ND:	—	—	—	—		
			Final:	11.850	10.633	11.433	12.300	46.216	
			Place:	16T	16T	11	4	13T	
13T	417	Julie Bolko Key City	Diff:	3.700	2.100	3.400	3.700		
			Exec:	8.750	8.600	8.000	7.866		
			ND:	—	0.100	—	—		
			Final:	12.450	10.800	11.400	11.566	46.216	
			Place:	8	14	12	13T	13T	
15	421	Cassidy Stagg Nanaimo	Diff:	3.700	3.200	3.200	3.400		
			Exec:	8.150	8.533	8.066	7.700		
			ND:	—	—	—	—		
			Final:	11.850	11.733	11.266	11.100	45.949	
			Place:	16T	7T	13	16	15	
16	408	Hayley Baker Duncan	Diff:	4.400	2.200	2.500	4.300		
			Exec:	8.700	8.166	6.366	7.833		
			ND:	—	—	—	—		
			Final:	13.100	10.366	8.866	12.133	44.465	
			Place:	3	18	20	6	16	
17	415	Abbie Bouchier-Willans Glacier	Diff:	3.700	2.300	3.600	3.700		
			Exec:	7.900	6.933	8.466	7.633		
			ND:	—	—	—	-0.400		
			Final:	11.600	9.233	12.066	10.933	43.832	
			Place:	22	19T	6T	20	17	
18	407	Kaitlyn Buhler Delta	Diff:	3.700	2.300	3.200	3.800		
			Exec:	8.050	8.333	6.866	7.166		
			ND:	—	—	—	—		
			Final:	11.750	10.633	10.066	10.966	43.415	
			Place:	19	16T	17	19	18	
19	409	Delaney Martin Duncan	Diff:	3.700	1.800	3.900	4.200		
			Exec:	8.500	7.066	5.433	7.900		
			ND:	—	—	0.100	—		
			Final:	12.200	8.866	9.433	12.100	42.599	
			Place:	10	21T	18	7	19	
20	426	Jaelyn Ferrara TAG	Diff:	2.900	2.300	1.900	3.400		
			Exec:	8.800	8.466	6.866	7.300		
			ND:	—	—	—	—		
			Final:	11.700	10.766	8.766	10.700	41.932	
			Place:	20T	15	21	21	20	
21	422	Haley Allen	Diff:	4.400	3.000	3.100	4.000		

2011 BC Championships Sunday - Meet Results - P4 Novice

		Smithers	Exec:	7.500	6.233	6.233	7.033	
			ND:	—	—	—	—	
			Final:	11.900	9.233	9.333	11.033	41.499
			Place:	14T	19T	19	18	21
22	416	Kassia Gifford	Diff:	4.500	3.400	3.700	4.100	
		KGTC	Exec:	8.000	5.466	4.000	7.400	
			ND:	—	—	—	—	
			Final:	12.500	8.866	7.700	11.500	40.566
			Place:	7	21T	22	15	22

This web page was generated by [ProScore 4](#)™

2011 BC Championships

Meet Results - P4 Open

Women

4/8/2011 - 4/10/2011

Rank	Num	Name Gym		Vault	Bars	Beam	Floor	AA
1	404	Christina Marr Phoenix	Diff: Exec: ND: Final: Place:	3.700 8.500 _____ 12.200 5	3.600 9.050 0.100 12.750 1T	4.200 8.350 _____ 12.550 1	4.200 8.000 _____ 12.200 10	49.700 1
2	378	Tracy Murray Delta	Diff: Exec: ND: Final: Place:	3.700 8.050 _____ 11.750 15T	3.900 8.850 _____ 12.750 1T	3.600 8.050 _____ 11.650 4	4.300 8.450 _____ 12.750 2T	48.900 2
3	405	Laura Kean Wings	Diff: Exec: ND: Final: Place:	4.500 8.050 _____ 12.550 2	3.400 8.950 0.100 12.450 3	3.900 6.500 _____ 10.400 13	4.100 8.800 _____ 12.900 1	48.300 3
4	386	Leanne Perrich Key City	Diff: Exec: ND: Final: Place:	3.700 8.300 _____ 12.000 9T	3.700 7.900 _____ 11.600 9	3.800 8.000 _____ 11.800 2	4.100 8.350 _____ 12.450 5T	47.850 4
5	401	Bridget Hastings Surrey	Diff: Exec: ND: Final: Place:	3.700 7.500 _____ 11.200 22	3.300 8.750 0.100 12.150 6	3.400 8.100 _____ 11.500 5T	4.500 8.250 _____ 12.750 2T	47.600 5
6	383	Jennifer Hayashi KATTS	Diff: Exec: ND: Final: Place:	3.700 8.300 _____ 12.000 9T	3.700 7.850 _____ 11.550 10	3.400 7.100 _____ 10.500 12	3.900 8.450 _____ 12.350 8	46.400 6
7	393	Brianna Owen North Peace	Diff: Exec: ND: Final: Place:	4.500 7.500 _____ 12.000 9T	3.900 6.750 _____ 10.650 19	3.300 7.800 _____ 11.100 7T	4.300 8.150 0.000 12.450 5T	46.200 7
8	384	Tatianna Landry KATTS	Diff: Exec: ND: Final: Place:	3.700 8.050 _____ 11.750 15T	4.000 8.100 _____ 12.100 7	3.300 6.900 _____ 10.200 14T	3.500 8.550 _____ 12.050 12T	46.100 8
9	402	Chanel Noble TAG	Diff: Exec: ND: Final:	3.500 8.050 _____ 11.550	3.400 8.300 _____ 11.700	3.700 7.400 _____ 11.100	3.400 8.150 _____ 11.550	45.900

2011 BC Championships - Meet Results - P4 Open

			Place:	19	8	7T	19T	9
10T	376	Katie Symonds Chimo	Diff:	4.500	4.000	3.500	4.000	
			Exec:	7.550	7.350	6.150	8.500	
			ND:	—	—	—	—	
			Final:	12.050	11.350	9.650	12.500	45.550
			Place:	7T	13	18	4	10T
10T	403	Emily Robinson TAG	Diff:	3.700	4.000	3.200	3.800	
			Exec:	8.050	6.700	8.200	7.800	
			ND:	—	—	0.100	—	
			Final:	11.750	10.700	11.500	11.600	45.550
			Place:	15T	18	5T	18	10T
12	381	Alison Wu Flicka	Diff:	4.400	4.100	4.000	4.500	
			Exec:	8.400	7.200	4.800	7.800	
			ND:	—	0.100	—	—	
			Final:	12.800	11.400	8.800	12.300	45.300
			Place:	1	11T	22	9	12
13T	380	Briana Dallinger Falcon	Diff:	4.400	4.100	3.500	3.900	
			Exec:	8.050	7.300	6.100	7.750	
			ND:	—	—	—	—	
			Final:	12.450	11.400	9.600	11.650	45.100
			Place:	3	11T	19	17	13T
13T	399	Raven Miles Splitz	Diff:	3.700	4.100	3.500	4.000	
			Exec:	6.950	8.100	7.050	7.700	
			ND:	—	—	—	—	
			Final:	10.650	12.200	10.550	11.700	45.100
			Place:	24	5	10T	16	13T
13T	377	Sara Marlowe Delta	Diff:	2.900	2.300	3.300	3.600	
			Exec:	8.050	8.550	8.450	7.950	
			ND:	—	—	—	—	
			Final:	10.950	10.850	11.750	11.550	45.100
			Place:	23	16	3	19T	13T
16	385	Lauren Wotton KATTS	Diff:	3.700	2.900	3.400	3.700	
			Exec:	8.150	8.050	6.600	8.300	
			ND:	—	—	0.100	—	
			Final:	11.850	10.950	10.100	12.000	44.900
			Place:	13	15	17	14	16
17T	392	Jeryn Mackey North Peace	Diff:	4.400	2.700	2.900	4.200	
			Exec:	7.400	8.100	6.650	8.250	
			ND:	—	—	—	—	
			Final:	11.800	10.800	9.550	12.450	44.600
			Place:	14	17	20	5T	17T
17T	382	Nicole Tweed Flip City	Diff:	3.500	4.100	3.600	3.500	
			Exec:	8.100	7.150	7.400	7.250	
			ND:	—	—	—	—	
			Final:	11.600	11.250	11.000	10.750	44.600
			Place:	18	14	9	24	17T
19	388	Carissa Chmelyk Langley	Diff:	3.700	2.400	3.300	4.300	
			Exec:	7.650	7.350	7.250	7.650	
			ND:	—	—	—	—	
			Final:	11.350	9.750	10.550	11.950	43.600
			Place:	21	21T	10T	15	19
20	396	Mary Kate Dalla Lana Prince George	Diff:	3.700	3.100	3.400	3.800	
			Exec:	8.350	6.600	6.800	7.350	
			ND:	—	—	—	—	
			Final:	12.050	9.700	10.200	11.150	43.100
			Place:	7T	23	14T	23	20
21	390	Kristi Schroeder	Diff:	3.700	3.700	3.400	4.200	

2011 BC Championships - Meet Results - P4 Open

		Langley	Exec:	8.300	6.400	5.300	7.850	
			ND:	0.100	—	—	—	
			Final:	12.100	10.100	8.700	12.050	42.950
			Place:	6	20	23	12T	21
22	387	Taylor Thygesen Key City	Diff:	3.700	2.700	2.700	4.200	
			Exec:	8.250	5.400	7.500	7.950	
			ND:	—	—	—	—	
			Final:	11.950	8.100	10.200	12.150	42.400
			Place:	12	24	14T	11	22
23	379	Monika Allan Falcon	Diff:	4.400	2.200	4.300	4.300	
			Exec:	7.850	5.050	5.200	7.200	
			ND:	—	—	—	—	
			Final:	12.250	7.250	9.500	11.500	40.500
			Place:	4	25	21	21	23
24	400	Brittany Eldridge Surrey	Diff:	4.400	4.100	2.700	3.700	
			Exec:	7.000	8.250	5.050	5.300	
			ND:	—	—	—	-0.500	
			Final:	11.400	12.350	7.750	8.500	40.000
			Place:	20	4	25	25	24
25	389	Sara Klootwyk Langley	Diff:	2.900	2.300	2.700	3.600	
			Exec:	7.500	7.450	5.100	7.750	
			ND:	—	—	—	—	
			Final:	10.400	9.750	7.800	11.350	39.300
			Place:	25	21T	24	22	25
26	375	Kayla Morton Campbell River	Diff:	0.000	0.000	0.000	0.000	
			Exec:	0.000	0.000	0.000	0.000	
			ND:	—	—	—	—	
			Final:	0.000	0.000	0.000	0.000	0.000
			Place:	26	26	26	26	26

This web page was generated by [ProScore 4](#)™

2011 BC Championships

Meet Results - P5 Tyro

Women

4/8/2011 - 4/10/2011

Rank	Num	Name Gym		Vault	Bars	Beam	Floor	AA
1	370	Megan Shane Flip City	Diff: Exec: ND: Final: Place:	4.500 8.500 — 13.000 2T	3.900 8.300 — 12.200 1	4.700 6.900 — 11.600 2	4.500 8.300 — 12.800 2	49.600 1
2	374	Shayla Ogloff Twisters	Diff: Exec: ND: Final: Place:	4.800 8.100 — 12.900 4T	4.200 7.800 — 12.000 2	4.600 6.250 — 10.850 3	4.900 7.850 — 12.750 3T	48.500 2
3	371	Madisen Whelband Flip City	Diff: Exec: ND: Final: Place:	4.500 8.550 — 13.050 1	3.600 8.200 — 11.800 3	4.200 6.250 — 10.450 5	4.200 8.650 — 12.850 1	48.150 3
4	369	Amanda Neidig Flip City	Diff: Exec: ND: Final: Place:	4.500 8.400 — 12.900 4T	3.800 5.650 — 9.450 6	4.600 7.800 — 12.400 1	4.300 8.400 — 12.700 5	47.450 4
5	372	Emily Mould Nanaimo	Diff: Exec: ND: Final: Place:	3.600 8.600 — 12.200 7	4.000 6.900 — 10.900 4	3.300 7.500 — 10.800 4	4.100 8.650 — 12.750 3T	46.650 5
6	373	Brooklyn Nicholson Prince George	Diff: Exec: ND: Final: Place:	4.500 7.950 — 12.450 6	3.200 6.950 — 10.150 5	2.900 6.700 — 9.600 7	3.800 7.950 — 11.750 7	43.950 6
7	368	Candice Kerr Club Aviva	Diff: Exec: ND: Final: Place:	4.500 8.500 — 13.000 2T	2.400 4.550 — 6.950 7	4.200 6.100 — 10.300 6	4.200 8.000 — 12.200 6	42.450 7

This web page was generated by [ProScore 4](#)™

2011 BC Championships Sunday

Meet Results - P5 Novice

Women

4/8/2011 - 4/10/2011

Rank	Num	Name Gym		Vault	Bars	Beam	Floor	AA
1	366	Erin England TAG	Diff: Exec: ND: Final: Place:	4.500 7.766 _____ 12.266 8T	3.600 8.666 0.100 12.366 1	4.600 7.233 _____ 11.833 5	5.000 8.066 _____ 13.066 2	49.531 1
2	364	Lindy Drope Okanagan	Diff: Exec: ND: Final: Place:	4.500 7.933 _____ 12.433 5T	3.800 7.966 _____ 11.766 3	4.700 8.400 _____ 13.100 1	4.300 7.700 _____ 12.000 6	49.299 2
3	367	Marquita Morison Twisters	Diff: Exec: ND: Final: Place:	5.000 8.366 _____ 13.366 1	4.000 5.666 _____ 9.666 12T	4.400 8.033 _____ 12.433 3	5.100 7.900 _____ 13.000 3T	48.465 3
4	353	Makaila Lapointe Club Aviva	Diff: Exec: ND: Final: Place:	4.500 7.933 _____ 12.433 5T	3.700 6.500 _____ 10.200 10T	5.300 6.966 _____ 12.266 4	5.100 7.900 _____ 13.000 3T	47.899 4
5T	356	Brianna Henshaw Flicka	Diff: Exec: ND: Final: Place:	4.700 8.566 _____ 13.266 2	3.600 6.933 _____ 10.533 7	4.600 7.066 _____ 11.666 7	4.400 7.566 _____ 11.966 7	47.431 5T
5T	359	Imogen Cosgrove Lions Pride	Diff: Exec: ND: Final: Place:	4.500 8.166 _____ 12.666 4	3.600 8.466 _____ 12.066 2	3.200 8.333 _____ 11.533 8	4.400 6.766 _____ 11.166 11	47.431 5T
7	358	Heather Owen Langley	Diff: Exec: ND: Final: Place:	4.500 7.633 _____ 12.133 11T	3.000 7.200 _____ 10.200 10T	4.400 8.366 _____ 12.766 2	4.100 8.100 _____ 12.200 5	47.299 7
8	357	Alanah McPherson Langley	Diff: Exec: ND: Final: Place:	4.700 7.566 _____ 12.266 8T	3.100 7.266 _____ 10.366 9	4.700 6.100 _____ 10.800 12	4.900 8.466 _____ 13.366 1	46.798 8
9	363	Chloe Scott Nanaimo	Diff: Exec: ND: Final:	4.500 7.633 _____ 12.133	3.500 7.700 _____ 11.200	4.400 6.700 _____ 11.100	4.100 7.166 _____ 11.266	45.699

2011 BC Championships Sunday - Meet Results - P5 Novice

			Place:	11T	4	9	10	9
10	365	Lina Goto	Diff:	4.700	3.900	5.100	4.500	
		Prince George	Exec:	7.633	5.766	6.600	6.900	
			ND:	—	—	—	—	
			Final:	12.333	9.666	11.700	11.400	45.099
			Place:	7	12T	6	9	10
11	354	Talia Goodyear	Diff:	4.500	3.500	3.700	4.100	
		Falcon	Exec:	7.733	7.133	7.300	6.033	
			ND:	—	—	—	—	
			Final:	12.233	10.633	11.000	10.133	43.999
			Place:	10	6	10T	12	11
12	355	Nicola Horwood	Diff:	4.500	3.200	5.100	4.100	
		Falcon	Exec:	8.300	7.200	3.866	7.500	
			ND:	—	—	—	—	
			Final:	12.800	10.400	8.966	11.600	43.766
			Place:	3	8	13	8	12
13	362	Maya Asselin-Debelic	Diff:	0.000	3.400	3.700	0.000	
		Nanaimo	Exec:	0.000	7.733	7.300	0.000	
			ND:	—	—	—	—	
			Final:	0.000	11.133	11.000	0.000	22.133
			Place:	13	5	10T	13	13

This web page was generated by [ProScore 4](#)™

2011 BC Championships Sunday

Meet Results - P5 Open

Women

4/8/2011 - 4/10/2011

Rank	Num	Name Gym		Vault	Bars	Beam	Floor	AA
1	333	Caleigh Mayer Club Aviva	Diff: Exec: ND: Final: Place:	4.800 8.600 _____ 13.400 2	4.900 7.966 _____ 12.866 1	4.300 6.766 _____ 11.066 10	5.100 8.233 _____ 13.333 2	50.665 1
2	332	Aimee Clark Campbell River	Diff: Exec: ND: Final: Place:	4.700 8.166 _____ 12.866 4	4.300 8.333 _____ 12.633 2	4.700 6.466 _____ 11.166 8	5.000 7.933 _____ 12.933 4	49.598 2
3	335	Laura Goncalves Delta	Diff: Exec: ND: Final: Place:	4.700 8.866 _____ 13.566 1	3.500 7.933 _____ 11.433 5	4.300 6.833 _____ 11.133 9	5.100 7.633 _____ 12.733 5	48.865 3
4	343	Maddie Best Langley	Diff: Exec: ND: Final: Place:	4.500 7.766 _____ 12.266 12T	3.300 8.200 _____ 11.500 4	3.800 8.366 _____ 12.166 4	4.200 8.100 _____ 12.300 8	48.232 4
5	338	Emma Starko Delta	Diff: Exec: ND: Final: Place:	4.700 8.033 _____ 12.733 6	4.300 5.200 _____ 9.500 15	4.800 7.733 0.100 12.633 2	5.300 8.000 -0.100 13.200 3	48.066 5
6	351	Renee Jendral Splitz	Diff: Exec: ND: Final: Place:	4.500 7.933 _____ 12.433 9	4.300 8.000 _____ 12.300 3	4.300 6.233 _____ 10.533 15	4.100 8.100 _____ 12.200 9	47.466 6
7	349	Melissa Ackermann Richmond	Diff: Exec: ND: Final: Place:	4.500 7.900 _____ 12.400 10	4.300 6.666 _____ 10.966 6	4.400 7.800 _____ 12.200 3	4.100 8.000 -0.300 11.800 13	47.366 7
8	341	Stephanie Bedry Langley	Diff: Exec: ND: Final: Place:	4.700 7.900 _____ 12.600 7	4.800 6.100 _____ 10.900 7T	5.500 7.233 _____ 12.733 1	3.900 7.000 -0.100 10.800 17	47.033 8
9	342	Chelsea Benedictson Langley	Diff: Exec: ND: Final:	4.500 7.233 _____ 11.733	4.300 6.533 _____ 10.833	4.200 6.200 _____ 10.400	5.300 8.266 _____ 13.566	46.532

2011 BC Championships Sunday - Meet Results - P5 Open

			Place:	16	9	16	1	9
10	340	Ayla Marji Flicka	Diff:	4.700	3.200	4.900	4.800	
			Exec:	8.266	6.900	6.000	7.633	
			ND:	—	—	—	—	
			Final:	12.966	10.100	10.900	12.433	46.399
			Place:	3	12	12	7	10
11	346	Alison Watters Okanagan	Diff:	4.700	5.000	5.100	5.100	
			Exec:	7.833	4.800	6.166	7.566	
			ND:	—	—	—	—	
			Final:	12.533	9.800	11.266	12.666	46.265
			Place:	8	13	7	6	11
12	347	Corey Baxter Polarettes	Diff:	4.500	2.700	4.200	4.800	
			Exec:	7.866	7.433	7.533	7.266	
			ND:	—	—	—	-0.100	
			Final:	12.366	10.133	11.733	11.966	46.198
			Place:	11	11	5	10	12
13	398	Danielle Celentano Splitz	Diff:	4.500	2.700	3.400	4.000	
			Exec:	7.333	8.200	7.566	7.366	
			ND:	—	—	—	—	
			Final:	11.833	10.900	10.966	11.366	45.065
			Place:	15	7T	11	16	13
14	339	Analise Bruton-Joe Falcon	Diff:	4.700	3.200	3.800	4.100	
			Exec:	7.366	7.433	6.800	7.366	
			ND:	—	—	—	—	
			Final:	12.066	10.633	10.600	11.466	44.765
			Place:	14	10	14	15	14
15	334	Annabel Rawson Club Aviva	Diff:	4.700	3.400	4.700	4.300	
			Exec:	8.133	4.566	5.466	7.566	
			ND:	—	—	-0.100	—	
			Final:	12.833	7.966	10.066	11.866	42.731
			Place:	5	17	17	11T	15
16	344	Kayla Cudmore Langley	Diff:	4.600	3.700	3.500	4.400	
			Exec:	6.333	4.800	7.900	7.233	
			ND:	—	—	—	—	
			Final:	10.933	8.500	11.400	11.633	42.466
			Place:	17	16	6	14	16
17	348	Milan Knight Prince George	Diff:	4.500	2.200	3.800	4.400	
			Exec:	7.766	5.233	7.066	7.466	
			ND:	—	—	—	—	
			Final:	12.266	7.433	10.866	11.866	42.431
			Place:	12T	18	13	11T	17
18	352	Mikaela Noble Delta	Diff:	3.600	3.100	3.000	3.800	
			Exec:	6.800	6.466	5.166	6.300	
			ND:	—	—	—	—	
			Final:	10.400	9.566	8.166	10.100	38.232
			Place:	18	14	18	18	18

This web page was generated by [ProScore 4](#)™

2011 BC Championships

Meet Results - Pre-Novice Aspire

Women

4/8/2011 - 4/10/2011

Rank	Num	Name Gym		Vault	Bars	Beam	Floor	AA
1	327	Sophia Ogburn Omega	Diff: Exec: ND: Final: Place:	7.500 6.400 _____ 13.900 10	7.500 9.200 _____ 16.700 1	7.400 9.200 _____ 16.600 1	7.200 8.550 _____ 15.750 1	62.950 1
2	328	Oana Padurean Omega	Diff: Exec: ND: Final: Place:	7.000 6.350 _____ 13.350 14	7.500 9.150 _____ 16.650 2T	7.400 8.650 _____ 16.050 2	7.000 8.650 _____ 15.650 2	61.700 2
3	325	Tiana Dattilo Omega	Diff: Exec: ND: Final: Place:	7.500 6.950 _____ 14.450 5	7.400 8.750 _____ 16.150 8	7.400 8.350 _____ 15.750 3	7.000 8.200 _____ 15.200 4T	61.550 3
4	321	Savannah Faulkner Langley	Diff: Exec: ND: Final: Place:	7.000 8.400 _____ 15.400 1	7.500 7.950 _____ 15.450 11	7.400 7.900 _____ 15.300 7T	7.000 8.250 _____ 15.250 3	61.400 4
5	326	Grace Noble Omega	Diff: Exec: ND: Final: Place:	7.000 7.050 _____ 14.050 7*	7.400 9.100 _____ 16.500 4	6.900 8.600 _____ 15.500 6	7.000 8.200 _____ 15.200 4T	61.250 5
6	316	Allison Beyer Club Aviva	Diff: Exec: ND: Final: Place:	7.000 7.250 _____ 14.250 6	7.400 8.900 _____ 16.300 6	7.000 8.000 _____ 15.000 9	7.000 7.850 _____ 14.850 9	60.400 6
7	320	Jennaya Motokado KATTS	Diff: Exec: ND: Final: Place:	7.000 7.700 _____ 14.700 3*	6.800 8.100 _____ 14.900 17	7.200 8.400 _____ 15.600 5	7.000 8.000 _____ 15.000 8	60.200 7
8	330	Celine May TAG	Diff: Exec: ND: Final: Place:	7.000 6.850 _____ 13.850 11	7.400 9.000 _____ 16.400 5	7.100 7.400 _____ 14.500 10	7.200 8.000 _____ 15.200 4T	59.950 8
9	331	Madelyn McPhee TAG	Diff: Exec: ND: Final:	7.000 7.050 _____ 14.050	7.400 8.450 _____ 15.850	7.000 6.750 _____ 13.750	7.000 7.800 _____ 14.800	58.450

2011 BC Championships - Meet Results - Pre-Novice Aspire

			Place:	7*	10	12	10	9
10	329	Kalissa Beltran TAG	Diff:	6.500	6.500	7.200	7.000	
			Exec:	6.800	8.450	8.500	7.450	
			ND:	—	—	—	—	
			Final:	13.300	14.950	15.700	14.450	58.400
			Place:	15T	16	4	11T	10
11	317	Kristina Dodd KGTC	Diff:	7.000	7.400	6.300	7.000	
			Exec:	6.600	8.800	7.800	7.400	
			ND:	—	—	—	—	
			Final:	13.600	16.200	14.100	14.400	58.300
			Place:	12	7	11	13	11
12	323	Heather Smith North Peace	Diff:	7.500	7.500	6.000	7.000	
			Exec:	7.650	7.550	7.450	7.450	
			ND:	—	—	—	—	
			Final:	15.150	15.050	13.450	14.450	58.100
			Place:	2	14	13	11T	12
13	322	Chantal Frederick Langley	Diff:	7.000	7.500	5.000	7.000	
			Exec:	7.700	9.150	5.600	8.100	
			ND:	—	—	—	—	
			Final:	14.700	16.650	10.600	15.100	57.050
			Place:	3*	2T	16	7	13
14	324	Jenna Mick Okanagan	Diff:	7.000	7.400	5.250	7.000	
			Exec:	7.050	8.550	6.500	6.650	
			ND:	—	—	—	—	
			Final:	14.050	15.950	11.750	13.650	55.400
			Place:	7*	9	15	16	14
15	570	Emily Matthews KGTC	Diff:	5.500	7.400	6.900	7.000	
			Exec:	6.150	7.700	8.400	6.300	
			ND:	—	—	—	—	
			Final:	11.650	15.100	15.300	13.300	55.350
			Place:	17	13	7T	17	15
16	318	Shayla Gifford KGTC	Diff:	7.000	6.800	5.750	7.100	
			Exec:	6.300	8.200	6.500	6.950	
			ND:	—	—	—	—	
			Final:	13.300	15.000	12.250	14.050	54.600
			Place:	15T	15	14	14	16
17	319	Sydney Leahy KGTC	Diff:	7.000	6.800	4.500	7.000	
			Exec:	6.550	8.550	4.500	6.850	
			ND:	—	—	—	—	
			Final:	13.550	15.350	9.000	13.850	51.750
			Place:	13	12	17	15	17

This web page was generated by [ProScore 4](#)™

2011 BC Championships

Meet Results - Pre-Novice Elite

Women

4/8/2011 - 4/10/2011

Rank	Num	Name Gym		Vault	Bars	Beam	Floor	AA
1	310	Haley De Jong Omega	Diff: Exec: ND: Final: Place:	10.000 7.850 — 17.850 1	9.600 8.850 — 18.450 1	9.500 6.500 — 16.000 3	9.000 8.700 — 17.700 2	70.000 1
2	311	Seina Murase-Cho Omega	Diff: Exec: ND: Final: Place:	10.000 7.600 — 17.600 2	9.300 8.350 — 17.650 2	8.000 7.950 — 15.950 4	9.500 8.500 — 18.000 1	69.200 2
3	309	Muriel Stroda Okanagan	Diff: Exec: ND: Final: Place:	10.000 7.550 — 17.550 3	8.000 8.300 — 16.300 3	8.400 8.000 — 16.400 2	9.000 8.250 — 17.250 3	67.500 3
4	314	Claire Posno Phoenix	Diff: Exec: ND: Final: Place:	10.000 7.250 — 17.250 4	7.000 8.050 — 15.050 7	8.400 8.400 — 16.800 1	8.500 7.350 — 15.850 7	64.950 4
5	313	Jessie Moody Phoenix	Diff: Exec: ND: Final: Place:	10.000 6.550 — 16.550 6	7.500 8.200 — 15.700 5	8.000 6.850 — 14.850 6	9.000 7.450 — 16.450 4	63.550 5
6	315	Kaitlyn Wong Phoenix	Diff: Exec: ND: Final: Place:	10.000 6.450 — 16.450 7	8.000 7.850 — 15.850 4	7.900 7.050 — 14.950 5	9.000 7.350 -0.100 16.250 6	63.500 6
7	308	Abby Strand Langley	Diff: Exec: ND: Final: Place:	9.500 6.550 — 16.050 8	6.500 7.900 — 14.400 8	6.600 8.000 — 14.600 7	8.000 8.300 — 16.300 5	61.350 7
8	312	Jane Harrigan Phoenix	Diff: Exec: ND: Final: Place:	10.000 6.700 — 16.700 5	8.000 7.500 — 15.500 6	0.000 0.000 — 0.000 8	0.000 0.000 — 0.000 8	32.200 8

2011 BC Championships

Meet Results - National Novice

Women

4/8/2011 - 4/10/2011

Rank	Num	Name Gym		Vault	Bars	Beam	Floor	AA
1	302	Shallon Olsen Omega	Diff: Exec: ND: Final: Place:	5.900 9.100 0.200 15.200 1	6.100 7.700 _____ 13.800 1	8.200 8.700 0.300 17.200 1	7.100 8.800 0.300 16.200 1	62.400 1
2	305	Taylor Chan TAG	Diff: Exec: ND: Final: Place:	5.100 8.800 -0.100 13.800 2	4.000 7.750 _____ 11.750 3	5.600 7.850 _____ 13.450 4	6.300 8.400 _____ 14.700 2	53.700 2
3	298	Clair Kaji Flicka	Diff: Exec: ND: Final: Place:	4.100 8.750 _____ 12.850 4	5.200 7.000 _____ 12.200 2	6.200 8.550 0.300 15.050 2	4.800 7.650 _____ 12.450 5	52.550 3
4	304	Angel Zhong Omega	Diff: Exec: ND: Final: Place:	4.300 8.100 _____ 12.400 7	4.400 7.150 _____ 11.550 4	6.300 7.650 _____ 13.950 3	4.700 7.600 -0.100 12.200 6	50.100 4
5	307	Ashlynn Skulstad Twisters	Diff: Exec: ND: Final: Place:	4.900 8.050 _____ 12.950 3	4.200 7.050 _____ 11.250 6	5.400 6.900 _____ 12.300 5T	5.300 8.150 _____ 13.450 3	49.950 5
6	303	Coral Strugnell Omega	Diff: Exec: ND: Final: Place:	4.100 8.050 0.300 12.450 6	3.900 7.600 _____ 11.500 5	3.900 8.400 _____ 12.300 5T	5.300 7.600 _____ 12.900 4	49.150 6
7	306	Kendra Hromek TAG	Diff: Exec: ND: Final: Place:	4.000 8.650 _____ 12.650 5	3.800 7.100 _____ 10.900 7	4.700 6.350 _____ 11.050 7	4.200 7.700 _____ 11.900 8	46.500 7
8	301	Jordan De Jong Omega	Diff: Exec: ND: Final: Place:	4.300 7.750 _____ 12.050 8	1.800 5.300 _____ 7.100 8	5.200 5.450 _____ 10.650 8	4.300 7.650 _____ 11.950 7	41.750 8

2011 BC Championships
Langley Events Centre

Meet Results - National Open

4/8/2011 - 4/10/2011

Level NO - All Age Divisions
All Sessions Combined

Rank	Num	Name Gym		Vault	Bars	Beam	Floor	AA
1	281	Taylor Oakley Flicka	Diff: Exec: ND: Final: Place:	4.400 8.900 — 13.300 3T	4.600 6.550 — 11.150 2	5.100 6.500 — 11.600 10	5.300 8.500 — 13.800 1	49.850 1
2	296	Dayna Weststeyn TAG	Diff: Exec: ND: Final: Place:	4.400 8.850 — 13.250 5	3.600 6.850 — 10.450 6T	4.800 7.700 — 12.500 3	5.300 8.000 — 13.300 2	49.500 2
3T	284	Kaitie Geisler Langley	Diff: Exec: ND: Final: Place:	4.400 8.400 — 12.800 10T	4.900 5.400 — 10.300 8T	5.200 8.200 — 13.400 1	5.000 7.100 — 12.100 11	48.600 3T
3T	289	Maya Rahn Lions Pride	Diff: Exec: ND: Final: Place:	4.400 9.000 — 13.400 2	4.200 6.500 — 10.700 5	4.300 7.550 — 11.850 7T	5.000 7.650 — 12.650 8	48.600 3T
5	293	Rachel Ebbett Omega	Diff: Exec: ND: Final: Place:	4.000 8.650 — 12.650 12	4.900 5.950 — 10.850 3	4.500 8.300 — 12.800 2	4.400 7.850 — 12.250 9	48.550 5
6	279	Jennifer Chew Flicka	Diff: Exec: ND: Final: Place:	4.600 9.250 — 13.850 1	4.900 5.900 — 10.800 4	4.200 5.750 — 9.950 17	5.500 7.650 — 13.150 3	47.750 6
7	290	Karleena Hatch Nanaimo	Diff: Exec: ND: Final: Place:	4.200 8.600 — 12.800 10T	4.300 5.600 — 9.900 12	5.200 6.750 — 11.950 6	4.700 8.050 — 12.750 6T	47.400 7
8	278	Helen Cheung Flicka	Diff: Exec: ND: Final: Place:	4.400 7.650 — 12.050 19T	4.500 6.750 — 11.250 1	4.300 5.950 — 10.250 16	4.700 8.250 — 12.950 4	46.500 8
9T	282	Emily Schultz KATTS	Diff: Exec: ND: Final:	4.000 8.150 -0.100 12.050	3.600 5.850 — 9.450	4.000 8.300 — 12.300	4.100 7.850 — 11.950	45.750

2011 BC Championships - Meet Results - National Open

			Place:	19T	15	4	12	9T
9T	297	Andry Friesen Twisters	Diff:	4.400	4.800	4.700	4.000	
			Exec:	8.000	5.650	6.650	7.650	
			ND:	—	—	—	-0.100	
			Final:	12.400	10.450	11.350	11.550	45.750
			Place:	14	6T	13	14	9T
11	283	Elan Fortin-Eglitis Langley	Diff:	4.400	4.100	4.000	4.600	
			Exec:	7.800	6.200	6.400	8.150	
			ND:	—	—	—	—	
			Final:	12.200	10.300	10.400	12.750	45.650
			Place:	16	8T	15	6T	11
12	292	Sugar Tiner Okanagan	Diff:	4.200	2.900	3.500	3.000	
			Exec:	8.700	6.750	8.000	8.150	
			ND:	—	—	—	—	
			Final:	12.900	9.650	11.500	11.150	45.200
			Place:	7	14	11	16	12
13	287	Nikki Marion Langley	Diff:	4.400	3.200	5.100	3.800	
			Exec:	8.450	6.800	6.300	7.050	
			ND:	—	—	—	-0.300	
			Final:	12.850	10.000	11.400	10.550	44.800
			Place:	8T	11	12	17	13
14	294	Shawni Hayhurst Smithers	Diff:	4.400	3.300	4.600	4.600	
			Exec:	8.650	5.550	6.000	7.550	
			ND:	—	—	—	—	
			Final:	13.050	8.850	10.600	12.150	44.650
			Place:	6	16	14	10	14
15	291	Dana Lainchbury Nanaimo	Diff:	4.200	3.100	4.400	4.300	
			Exec:	8.050	7.200	7.650	5.300	
			ND:	—	—	—	—	
			Final:	12.250	10.300	12.050	9.600	44.200
			Place:	15	8T	5	19	15
16	295	Sofia Savkovic Surrey	Diff:	4.000	3.500	4.700	3.900	
			Exec:	8.100	6.250	6.950	6.250	
			ND:	—	—	—	—	
			Final:	12.100	9.750	11.650	10.150	43.650
			Place:	17T	13	9	18	16
17	286	Kylie Macklin Langley	Diff:	4.400	1.900	4.000	4.400	
			Exec:	8.900	6.400	7.850	8.450	
			ND:	—	-4.000	—	—	
			Final:	13.300	4.300	11.850	12.850	42.300
			Place:	3T	20	7T	5	17
18	277	Alyssa Leblond Falcon	Diff:	4.400	2.100	4.000	3.900	
			Exec:	7.700	6.650	4.350	7.700	
			ND:	—	—	—	—	
			Final:	12.100	8.750	8.350	11.600	40.800
			Place:	17T	17	19	13	18
19	288	Mia Angus Lions Pride	Diff:	4.000	2.900	4.300	3.700	
			Exec:	8.550	5.550	3.300	7.750	
			ND:	—	—	—	—	
			Final:	12.550	8.450	7.600	11.450	40.050
			Place:	13	19	20	15	19
20	285	Amy Macklin Langley	Diff:	4.200	3.100	4.200	0.000	
			Exec:	8.650	5.550	5.050	0.000	
			ND:	—	—	—	—	
			Final:	12.850	8.650	9.250	0.000	30.750
			Place:	8T	18	18	20*	20
21	280	Kerensa Mitchell	Diff:	4.000	0.000	0.000	0.000	

2011 BC Championships - Meet Results - National Open

Flicka	Exec:	6.700	0.000	0.000	0.000	
	ND:	<u> </u>	<u> </u>	<u> </u>	<u> </u>	
	Final:	10.700	0.000	0.000	0.000	10.700
	Place:	21	21	21	20*	21

This web page was generated by [ProScore 4](#)™

2011 BC Championships

Meet Results - HP Junior

Women

4/8/2011 - 4/10/2011

Rank	Num	Name Gym		Vault	Bars	Beam	Floor	AA
1	276	Nicole Chow TAG	Diff:	5.300	4.100	5.700	5.100	
			Exec:	8.750	7.150	8.100	7.650	
			ND:	—	—	—	—	
			Final:	14.050	11.250	13.800	12.750	51.850
			Place:	1	1	1	2	1
2	275	Makinli Handley Okanagan	Diff:	5.100	3.500	5.600	5.700	
			Exec:	8.350	6.500	5.100	7.850	
			ND:	—	—	—	—	
			Final:	13.450	10.000	10.700	13.550	47.700
			Place:	2	2	2	1	2

This web page was generated by [ProScore 4](#)™