

FÉDÉRATION INTERNATIONALE DE GYMNASTIQUE



2022 – 2024 CODE OF POINTS



Trampoline Gymnastics

Approved by the FIG Executive Committee on February 2020

Date of publication: May 2021



TABLE OF CONTENTS

Page

Part I - CODE OF POINTS	5
Preface	5
Acknowledgements.....	5
Abbreviations and definitions	6
Code of Points TRAMPOLINE	7
A. GENERAL.....	7
1. Individual competition	7
2. Team competition	8
3. Synchronised competition.....	9
(4) –	9
5. Exercises	9
6. Dress for gymnasts and spotters *	10
7. Competition cards	10
8. Equipment	11
9. Safety requirements.....	11
10. Scoring Service & Secretariat	11
11. Superior Jury and Jury of Appeal.....	11
B. COMPETITION PROCEDURE.....	11
12. Warming up.....	11
13. Start of an exercise.....	12
14. Required positions during an element *	12
15. Repetition of elements *	12
16. Interruptions of an exercise	13
17. Termination of the exercise *	13
18. Scoring.....	13
C. THE JUDGES’ PANEL.....	16
19. The Judges’ Panel	16
20. Duties of the Chair of Judges' Panel.....	16
21. Duties of the Judges for Execution (E1-E6)	16
22. Duties of the Judges for Difficulty (D7-D8).....	17
23. Duties of judges for Horizontal Displacement	17
Code of Points TUMBLING	19
A. GENERAL.....	19
1. Individual competition	19
2. Team competition	20
(3) –	21
(4) –	21
5. Exercises	21
6. Dress for gymnasts *	21
7. Competition cards	22
8. Equipment	22
9. Safety requirements.....	22
10. Scoring Service & Secretariat	22
11. Superior Jury and Jury of Appeal.....	22
B. COMPETITION PROCEDURE.....	22
12. Warming up.....	22
13. Start of an exercise.....	23
14. Required positions during an element *	23



15. Repetition of elements *	23
16. Interruptions of an exercise	23
17. Termination of the exercise *	24
18. Scoring	24
C. THE JUDGES' PANEL	26
19. The Judges' Panel	26
20. Duties of the Chair of Judges' Panel	26
21. Duties of the Judges for Execution (E1-E6)	26
22. Duties of the Judges for Difficulty (D7-D8)	27
Code of Points DOUBLE MINI-TRAMPOLINE	28
A. GENERAL	28
1. Individual competition	28
2. Team competition	29
(3) –	30
(4) –	30
5. Exercises	30
6. Dress for gymnasts and spotters *	30
7. Competition cards	31
8. Equipment	31
9. Safety requirements	31
10. Scoring Service & Secretariat	31
11. Superior Jury and Jury of Appeal	31
B. COMPETITION PROCEDURE	31
12. Warming up	31
13. Start of an exercise	32
14. Required positions during an element *	32
15. Repetition of elements *	32
16. Interruptions of an exercise	32
17. Termination of the exercise *	33
18. Scoring	33
C. THE JUDGES' PANEL	34
19. The Judges' Panel	34
20. Duties of the Chair of Judges Panel	35
21. Duties of the Judges for Execution (E1-E6)	35
22. Duties of the Difficulty Judges (D7-D8)	36
Part II - GUIDE TO JUDGING	37
1. Rule interpretations	37
A. INTERPRETATIONS COMMON TO TRAMPOLINE, TUMBLING & DOUBLE MINI-TRAMPOLINE CODE OF POINTS	37
B. INTERPRETATIONS OF TRAMPOLINE CODE OF POINTS	40
C. INTERPRETATIONS TO TUMBLING CODE OF POINTS	41
D. INTERPRETATIONS OF DMT CODE OF POINTS	42
2. Drawings	44
Part III - APPENDICES	52
A. DIFFICULTY CALCULATION TRAMPOLINE – PRINCIPLES	52
B. DIFFICULTY TRAMPOLINE – EXAMPLES	52
C. DIFFICULTY CALCULATION TUMBLING (reference to §18.1 in TUM CoP)	53
D. DIFFICULTY CALCULATION TUMBLING – POSITION BONUSSES	53
E. DIFFICULTY CALCULATION TUMBLING – TWIST VALUE	53
F. DIFFICULTY TUMBLING – EXAMPLES	54
G. DIFFICULTY CALCULATION TUMBLING (reference to §15 in TUM CoP)	54
H. DIFFICULTY DOUBLE MINI-TRAMPOLINE – EXAMPLES	55
I. FIG NUMERIC SYSTEM – TRAMPOLINE & DMT	56
J. FIG SYMBOLS – TUMBLING	56
K. FIG TERMINOLOGY	57



FIG Code of Points 2022-2024 - Trampoline Gymnastics – Part I



L. REQUIREMENTS FOR THE FIRST EXERCISE - TRAMPOLINE	58
M. EXAMPLES OF CALCULATION AND ROUNDING	59
N. BREAKDOWN OF ELECTRONIC SYSTEM	60
O. CLARIFICATION FOR TUMBLING	62



Part I - CODE OF POINTS

Trampoline Gymnastics is composed by four categories: Individual Trampoline, Synchronized Trampoline, Tumbling and Double Mini-Trampoline.

Preface

This Code of Points (CoP) has been approved by the FIG Executive Committee to use from 1st of January 2021. It is binding for all Trampoline Gymnastics competitions and championships sanctioned by Fédération Internationale de Gymnastique (FIG).

This CoP is intended to be used as a basis for all levels of competition. Junior and age group levels of competition will also follow specific rules (see Junior and WAGC Rules).

National Federations are free to alter parts of this Code of Points for domestic competitions and development programs under their authority if considered necessary, in order to further develop Trampoline Gymnastics within their country.

The following documents should be read in conjunction with this Code:

- Guide to Judging and interpretations to the current Code of Points
- FIG Technical Regulations, Section 1
- FIG Technical Regulations, Section 4 - Special Regulations for Trampoline Gymnastics
- FIG General Judges' Rules and FIG Judges' Rules Specific for Trampoline Gymnastics
- Rules for the FIG Junior and World Age Group Competitions
- Rules for the FIG World Cup Competitions and Series in Trampoline, Tumbling and Double Mini-Trampoline
- FIG Apparatus Norms, Section 2.5 Trampoline Gymnastics

In the event of any contradictions between this Code and the Technical Regulations, the Technical Regulations prevail.

In the event of any contradictions between this Code and any FIG rules or regulations such as World Cup Rules, Junior and World Age Group Competitions Rules or the like, the Code of Points prevails.

Acknowledgements

All members of the **FIG Trampoline Technical Committee** contributed to the preparation of the 2021-2024 Trampoline Gymnastics Code of Points.

President	Mr. Horst Kunze	GER
1st Vice President	Mr. Miguel Vicente	ESP
2nd Vice President	Mr. Dmitri Poliaroush	BLR
Member	Mr. Christophe Lambert	FRA
Member	Mr. Nikolai Makarov	RUS
Member	Ms. Tetiana Shuiska	UKR
Member	Mr. Liu Xing	CHN
Athlete representative	Mr. Nuno Merino	POR



Abbreviations and definitions

The following abbreviations and definitions will appear throughout the CoP:

FIG	International Gymnastics Federation
TRA-TC	FIG Trampoline Technical Committee
FIG events	Olympic Games, World Championships, World Games, World Cup competitions and special events created by the FIG.
Trampoline Gymnastics	Events: Trampoline, Synchronised Trampoline, Double Mini-Trampoline and Tumbling
CJP	Chair of Judges' Panel
CoP	Code of Points
DMT	Double Mini-Trampoline
OG	Olympic Games
SYN	Synchronised Trampoline
TR	Technical Regulations
TRA	Trampoline
TUM	Tumbling
WCh	World Championships
ToF	Time of Flight
TMD	Time Measurement Device
HDMD	Horizontal Displacement Measurement Device
NF	National Federation

- Words importing the singular number shall also include the plural number and vice versa
- Words importing the masculine gender shall also include the female gender.

Official FIG address for all correspondence

Fédération Internationale de Gymnastique
Avenue de la Gare
CH-1003 Lausanne
SWITZERLAND

Telephone: +41.21.321.55.10
Fax: +41.21.321.55.19
E-mail: info@fig-gymnastics.org
Internet: <http://www.fig-gymnastics.com>





Code of Points

TRAMPOLINE

Valid from 01.01.2022

A. GENERAL

A trampoline exercise is composed by ten (10) elements and should be planned to demonstrate a variety of forward and backward somersault elements, with or without twisting. The exercise should show good form, execution, height, maintenance of height and opening in all elements to demonstrate perfect control of the body during the flying phase. It is characterised by high, continuous rhythmic feet to feet and feet to back, front or seat rotational jumping elements, without intermediate straight bounces.

1. INDIVIDUAL COMPETITION

1.1 Trampoline competitions, both for individual and synchronized disciplines, are composed by Qualifications and Finals, according to the following structure:

Competition phase	Who competes?	What performs?	Starting order
Qualification 1	All gymnasts	2 exercises, best one counts	Draw
Qualification 2	Top 24, if 48 entries or more Top 16, if 32-47 entries None, if less than 32 entries Maximum 3 per NF	1 exercise	Draw
Final 1	Top 8, maximum 2 per NF	1 exercise	Draw

1.1.1 In Junior and Age Group competitions, there are two exercises in the Qualifying Round, both of them counting for the total score of the gymnasts. The first exercise includes special requirements, as per Junior and World Age Group Competition (WAGC) Rules; the second exercise is voluntary.

1.1.2 National Federations are free to prescribe a compulsory exercise instead of the first exercise with special requirements for competitions under their authority.

1.2 Qualifications

1.2.1 Qualifications are divided in two rounds: Qualification 1 (Q1) with all registered gymnasts competing, and Qualification 2 (Q2) with a number of gymnasts depending on the nominative registration entries:

- 1-31 entries No Q2
- 32-47 entries Q2 with 16 gymnasts
- 48 and + entries Q2 with 24 gymnasts

1.2.2 Q1 is composed by two voluntary exercises. The highest score of the two exercises will determine the qualification to Q2 or to the Final (see TR Art.1).

1.2.3 The starting order for Q1 is decided by a draw. The gymnasts will be divided in groups, as evenly distributed as possible, of no more than twelve (12) per group, with each group performing their two exercises prior to the next group starting the Qualifying Round. When the total amount of gymnasts is not a multiple of twelve (12), the first competitions groups



will have one more gymnast than the others * (see examples in Guide to Judging).

1.2.3.1 The winner of each competition group will qualify to Q2 **or** to the final. (see 1.2.1)

1.2.3.2 The remaining places for Q2, up to 16 or 24 places, or for the final, up to 8 places, will be granted according to the final ranking of the first round of qualification.

1.2.4 Participation in Q2 will be limited to a maximum of 3 gymnasts or 2 pairs per NF. If 4 gymnasts of the same NF win their respective competition groups, then the 3 highest scores will qualify. If there is a tie, then tie-break rules will apply.

1.2.5 At Q2, each competition group is decided by a draw and will be composed either by 8 or 12 gymnasts. The gymnasts start Q2 with a score of zero. Q2 consists of a voluntary exercise.

1.2.5.1 The winner of each competition group will qualify for the Final.

1.2.5.2 The remaining six (6) places for the Final will be granted according to the final ranking of all gymnasts.

1.2.6 Participation in Finals will be limited to a maximum of 2 gymnasts and 1 pair per NF. If 2 pairs of the same NF win their respective competition groups, then the highest scores will qualify.

1.3 Finals

1.3.1 The starting order for Finals is decided by draw.

1.3.2 In Finals, the eight (8) gymnasts will perform one (1) voluntary exercise. Gymnasts start with a score of zero.

The winner is the gymnast with the highest score in Finals.

1.3.3 In case of any tie, then tie break rules will apply (see Art. 4.4 TR).

2. TEAM COMPETITION

2.1 A team comprises a minimum of three (3) and a maximum of four (4) gymnasts per event (men's or women's competition).

2.2 Qualifications

2.2.1 Q1 acts as qualification for Team Finals.

2.2.2 The sum of the three (3) highest scores obtained by the team members in the first exercise and the three (3) highest scores obtained by the team members in the second exercise of qualification one (Q1) will give the overall team score (sum of six (6)) after qualification.

2.3 Finals

2.3.1 The five (5) highest placed teams in Q1 qualify for the Team Final.

2.3.2 Teams in the Finals consist of three (3) gymnasts. Each gymnast will perform one exercise.

2.3.3 Team Finals are composed by three (3) rounds. The starting order for the teams in all three (3) rounds is in rank order, with the first gymnast from the team on 5th place going first, followed by the first gymnast representing the team on 4th place...

2.3.4 NF will nominate the three (3) gymnasts in the order they will compete, for their team in the Final, at least one hour prior to the Team Final.

2.3.5 The classification is determined by the sum of the ranking points (5, 4, 3, 2 and 1) a team achieves in each round. The winner is the team with the highest sum of ranking points in the Team Final.

2.3.6 In case of any tie, then tie break rules will apply (see Art. 4.4 TR).

2.4 All Around Team Final

A team comprises one (1) male and one (1) female gymnast/pair from each of the following categories:

- Individual trampoline
- Synchronized trampoline
- Tumbling
- DMT

2.4.1 Qualifications



- 2.4.1.1 Q1 acts as qualification for All Around Team Final.
- 2.4.1.2 The team score will be the sum of the highest score obtained by one gymnast in each category and gender.
- 2.4.2 Finals
 - 2.4.2.1 The five (5) highest placed teams in Q1 qualify for the Team Final.
 - 2.4.2.2 Teams in the Finals consist of one gymnast per country in each categories and gender. Each gymnast will perform one exercise.
 - 2.4.2.3 See competition process in TR Section 4
 - 2.4.2.4 The classification is determined by the sum of the ranking points (5, 4, 3, 2 and 1) a team achieves in each round. The winner is the team with the highest sum of ranking points in the Team Final.
- 2.4.3 In case of any tie, then tie break rules will apply (see Art. 4.4 TR).

3. SYNCHRONISED COMPETITION

- 3.1 A synchronised pair consists of two (2) women or two (2) men.
- 3.2 A gymnast may only compete in one (1) synchronised pair.
- 3.3 Partners must do the same element at the same time (see also §16.1.9.1) and must start facing in the same direction. Twists do not need to be in the same direction.
- 3.4 A synchronised competition follows the same format as individual competition: Q1, Q2, and Finals, as per §1. Winners are determined by the scores achieved in Finals.
- 3.5 In case of any tie, then tie break rules will apply (see Art. 4.4 TR).

(4) –

5. EXERCISES

- 5.1 Each exercise consists of ten (10) elements.
 - 5.1.1 In Junior and Age Group levels, with the exception of the 17-21 age group, the first exercise of the Qualifying Round includes both free elements and special requirements. The order in which the elements are performed is at the discretion of the gymnast. Only the execution score plus the horizontal displacement and the time of flight of this exercise are counted.
 - 5.1.1.1 Changes to the special requirements will be published by the TRA-TC through the FIG Office at least one (1) year ahead of the next World Age Group Competitions or Junior World Championships and will be valid from the 1st of January of the year of these Championships.
 - 5.1.2 In Senior individual events and 17-21 age group, all exercises are voluntary in which the execution score plus the horizontal displacement and the time of flight are added to the difficulty score to give the total for an exercise.
- 5.2 In all individual exercises scores for execution, horizontal displacement, time of flight difficulty and penalties are added to give the total score. In all synchronized exercises scores for execution, horizontal displacement, synchronization, difficulty, and penalties are added to give the total score.
- 5.3 Second attempts at exercises are not allowed.
 - 5.3.1 If a gymnast is obviously disturbed in an exercise (faulty equipment or substantial external influence), the CJP may allow another attempt. A gymnast's clothing cannot be classed as "equipment".
 - 5.3.2 Spectator noise, applause and the like would not normally constitute a disturbance, unless the interference affects the communication between a synchronised pair.



6. DRESS FOR GYMNASTS AND SPOTTERS *

- 6.1 **Male gymnasts**
- Sleeveless or short sleeves leotard
 - Gym shorts or trousers
 - White trampoline shoes and/or foot covering or of the same colour as the gym trousers.
- 6.2* **Female gymnasts**
- Leotard or unitard with or without sleeves (must be skin tight)
 - Long tights may be worn (must be skin tight)
 - Gym shorts may be worn (must be skin tight)
 - Any other “dress” which is not skin tight is not allowed
 - For reasons of safety, covering the face or the head is not allowed
 - Trampoline shoes and/or white foot covering
- 6.3 The wearing of jewellery or watches is not permitted during the competition. Rings without gemstones may be worn if they are taped. Bandages or support pieces must not create big contrast with the skin colour. Underwear must not be visible.
- 6.4 Any violation of §6.1, §6.2 and §6.3 may result in a penalty of 0.2 points applied by the CJP, which will be deducted from the total score of any of the exercises where the violation occurs. Major violation may result in disqualification from the round in which the offence occurs. This decision is made by the CJP.
- 6.5* **Teams**
- Members of a team or a synchronised pair must wear the same uniform, identical in colour and design. Failing to do so may result in disqualification of the team or synchronised pair from the team or synchronised event. This decision is made by the CJP.
- 6.6 **National Identification or Federation emblem**
- National identification or emblem has to be worn, (this must adhere to the FIG Rules for Clothing & Publicity) otherwise there will be a penalty of 0.2 points applied by the CJP, which will be deducted from the total score of any of the exercises where the violation occurred.*
- 6.7 **Spotters / Coaches**
- Spotters: track suit or shorts and T-shirt, and sport shoes.
Coaches: NF track suit or shorts and T-shirt, and sport shoes.

7. COMPETITION CARDS

- 7.1 The elements of any exercise must be written down on the competition card with the difficulty value of each element, and in the order as they will be performed.
- 7.1.1 At Junior and Age Group events, each of the required elements in the first exercise must be written marked with an asterisk (*).
- 7.1.2 At Junior and Age Group events, any missing required elements(s) or requirement(s) will result in a penalty of 2.0 points for each missing required element/requirement, by the Difficulty Judges. Such changes will be recorded on the competition card by the Difficulty Judges (see 22.7).
- 7.1.3 In the event that a compulsory exercise is used instead of a first voluntary exercise, any change will be judged as an interruption.
- 7.2 The FIG numeric system must be used to describe the elements written on the competition card, otherwise the card will not be accepted (see Part III: I and K).
- 7.3 The competition card must be handed in at the time and place specified by the Local Organising Committee, otherwise the gymnast may not be allowed to start. LOC is responsible for ensuring that they are given to the Difficulty Judges at least two (2) hours before the competition starts.
- 7.4 All changes of elements in the competition card will be recorded on the competition card by the Difficulty Judges.



8. EQUIPMENT

- 8.1 See FIG Norms for Trampoline, Tumbling and Double Mini-Trampoline.

9. SAFETY REQUIREMENTS

- 9.1 See Reg. 6.1 of TR, Section 4.

10. SCORING SERVICE & SECRETARIAT

- 10.1 An approved computer program must be used for recording scores and displaying the results.
- 10.2 In FIG-sanctioned events, a complete copy of the results must be sent to the Secretary General of the FIG.
- 10.3 Duties of the Secretariat:
- 10.3.1 Collect and distribute the competition cards as per §7.3 and make the draw for the starting order (see also §1.2.3 & §1.3.1).
 - 10.3.2 Supervise the recorders.
 - 10.3.3 Determine the starting order for each exercise and the respective warm up groups.
- 10.4 Duties of the Scoring Service:
- 10.4.1 Record the scores for execution, horizontal displacement, synchronisation, time of flight and difficulty as well as all penalties.
 - 10.4.2 Scrutinise and control the calculations on the score sheets.
 - 10.4.3 Ensure that all Judges' scores, penalties and the total score for an exercise are displayed.
 - 10.4.4 Produce a complete list of the results giving, scores for execution, difficulty, horizontal displacement, synchronisation, time of flight, total penalty for each exercise, the position and the overall total score.

11. SUPERIOR JURY AND JURY OF APPEAL

- 11.1 See Reg. 7.8.1 and 7.8.3 of TR, Section 1.
- 11.2 In Trampoline Gymnastics, a Superior Jury functions at World Championships, Olympic Games and World Cups.

B. COMPETITION PROCEDURE

12. WARMING UP

- 12.1 Immediately prior to all competition phases, except All-Around Team Final, each gymnast will be allowed one (1) touch on the competition apparatus of maximum 45 seconds, one gymnast after the other following the starting order. Once all gymnasts completed their warm-up, competition will start.
- 12.2 Time control will be conducted by two (2) judges appointed by the CJP. Judges controlling warming-up will start timing once the previous gymnast finished warming up. They will send a verbal warning to the gymnast after forty (40) seconds.
- 12.3 In the event that a gymnast abuses this time limit, the CJP will deduct a penalty of 0.3 points from the total score of the following exercise (see §20.11).
- 12.4 Warming up on the competition equipment during the actual competition may be eliminated if equivalent equipment is provided in an adjacent hall of at least ten (10) metres in height.



13. START OF AN EXERCISE

- 13.1 Each gymnast will start on a signal given by the CJP.
- 13.2 After the signal has been given, the gymnast must initiate the first element within one (1) minute, otherwise there will be a penalty from the CJP as follows (see §20.11):
- 61 seconds: 0.2 pts
 - 91 seconds: 0.4 pts
 - 121 seconds: 0.6 pts
 - 181 seconds: the gymnast will not be allowed to start the exercise; no score will be awarded and a designation of "Did Not Start (DNS)" will be given.
 - After 151 seconds, either the CJP or an automatic device will send a sound warning, so gymnast and coach are informed about the risk of not being allowed to start the exercise.
- If this time limit is exceeded because of faulty equipment or other substantial cause, no deduction will be applied. This decision is made by the CJP.
- 13.3 If there is a faulty start, the gymnast may re-start on a signal from the CJP. A synchronized exercise is considered as started when both gymnasts perform an element.
- 13.4 After an exercise is started, talking to or giving any form of signal to a gymnast by their own spotters during the exercise will result in a penalty of 0.6 pts applied only once by the CJP (see §20.11).
- 13.5 If gymnasts / pairs are not ready to start at the time and in the order as laid down in the start list, no score will be awarded and a designation of "Did Not Start (DNS)" will be given (see TR Art. 8.5).

14. REQUIRED POSITIONS DURING AN ELEMENT *

- 14.1 Depending on the requirements of the element, a recognisable tucked, piked or straight position during the flying phase must be shown.
- 14.2 The following defines the minimum requirements for a particular body shape:
- 14.2.1 **Straight position:** The angle between the upper body and thighs must be greater than 135°.
 - 14.2.2 **Pike position:** The angle between the upper body and thighs must be equal to or less than 135° and the angle between the thighs and the lower legs must be greater than 135°.
 - 14.2.3 **Tuck position:** The angle between the upper body and thighs must be equal to or less than 135° and the angle between the thighs and the lower legs must be equal to or less than 135°.
- 14.3 In all positions, the feet and legs should be kept together (except straddle jumps), and the feet and toes pointed.
- 14.4 In the tucked and piked positions the thighs should be as close as possible to the upper body.
- 14.5 In the tucked and piked positions the hands should touch the legs below the knees.
- 14.6 The arms should be held close to the body, and should be straight whenever possible.

15. REPETITION OF ELEMENTS *

- 15.1 During an exercise no element may be repeated, otherwise the difficulty of the repeated element will not be counted.
- 15.2 Elements having the same amount of rotation but performed in the tucked, piked and straight positions are considered to be different elements and not repetitions.
- 15.3 Multiple somersaults (of 630° or more) having the same number of twists and somersaults will not be considered a repetition if the twist is located in different phases (see Part II: 1.A).
- 15.4 All multiple somersaults with the same amount of twisting rotation, performed without a recognisable pause in twisting rotation **or** without defined positions, will be considered as repetitions if used more than once.



16. INTERRUPTIONS OF AN EXERCISE

- 16.1 An exercise will be considered interrupted if a gymnast:
- 16.1.1* Obviously does not land simultaneously on both feet on the trampoline bed.
 - 16.1.2 Does not use the elasticity of the bed after landing for the immediate continuation of the next element.
 - 16.1.3 Performs an intermediate (straight) jump.
 - 16.1.4 Lands on any part of the body except feet, seat, front or back.
 - 16.1.5 Performs an incomplete element.
 - 16.1.6 Touches anything other than the trampoline bed with any part of the body.
 - 16.1.7 Is touched by a spotter or spotter mat.
 - 16.1.8 Leaves the trampoline.
 - 16.1.9 Performs a different element from that of his partner in a synchronised exercise.
 - 16.1.9.1 If one of the gymnasts has clearly taken off to an element while his partner has clearly not landed from the preceding element, they will be deemed to have performed different elements. The synchronise device will identify interruption when there is a difference in landing of 0.400 seconds.
- 16.2 No credit will be given for the element in which the interruption occurs.
- 16.3 A gymnast will be judged only on the number of elements completed on the trampoline bed.
- 16.4 The CJP will decide the maximum number of valid elements.

17. TERMINATION OF THE EXERCISE *

- 17.1 The exercise must end in an upright position on the trampoline bed, with feet at a distance smaller than shoulder width, otherwise there will be a deduction (see §21.2.2).
- 17.2 The gymnast is allowed to do one (1) more controlled jump in a straight position (out-bounce) after the last element. Uncontrolled out-bounce will cause a deduction of 0.1 pts (see §21.2.2).
- 17.3 After the final landing on the bed, the gymnast must stand upright and show stability for approximately three (3) seconds, otherwise there will be a deduction for lack of stability from 0.1 to 0.2 pts (see §21.2.2).
- 17.4 If a gymnast executes more than ten (10) elements, E judges will apply a 1.0 points deduction. (see §21.2.2).
- 17.5 In synchronised competition both gymnasts must either do one (1) more controlled jump in a straight position (out-bounce) after the last element, or they must both stand still, otherwise there will be a penalty of 0.4 pts from the CJP (see §20.11).

18. SCORING

Five (5) types of mark are used, "D" type mark, which is the total of the degree of difficulty in one exercise, "E" type mark, which is the total given by an Execution Judge in one exercise, "H" type mark which is the score for horizontal displacement, "T" type mark, which is the time of flight and "S" type mark which is the score for synchronisation.

18.1* Evaluation of difficulty

In principle the amount of difficulty obtained in a single element during an exercise is open, but for the Youth Olympic Games and Youth/Junior competitions it is limited to **1.8** points. Elements with higher difficulty can be performed but will get the limited difficulty value of **1.8** points. Quadruple somersaults in Youth/Junior competitions are not allowed and will result in a disqualification from the competition. Difficulty limits are listed in the Junior and WAGC Rules.



The difficulty of each element is calculated on the following basis:

- 18.1.1 The difficulty of each element is calculated on the basis of the amount of twist and somersault rotation
 - 18.1.1.1 per $\frac{1}{4}$ somersault (90°) 0.1 pts
 - 18.1.1.2 for complete single somersaults (360°) 0.5 pts
 - 18.1.1.3 for complete double somersaults (720°) 1.0 pt
 - 18.1.1.4 for complete triple somersaults (1080°) 1.6 pts
 - 18.1.1.5 for complete quadruple somersaults (1440°) 2.2 pts
 - 18.1.1.6 per $\frac{1}{2}$ twist (180°) 0.1 pts
- 18.1.2 Side somersaults and elements without twist or somersault rotation have no difficulty value.
- 18.1.3 In elements combining somersault and twist, the difficulty values of the somersault and twist are added together.
- 18.1.4 Single somersaults of $360 - 630^\circ$ without twists, executed in the straight or pike position, will be awarded an extra 0.1 points.
- 18.1.5 Multiple somersaults of 720° or more, with or without twists, executed in the straight or pike position, will be awarded an extra 0.1 points per somersault.

18.2 Method of scoring

- 18.2.1 The evaluation of execution, horizontal displacement and difficulty is done in 1/10 of a point. The synchronisation and time of flight is evaluated in 1/100 of seconds. (See appendix M).
- 18.2.2 Judges must input their deductions into the scoring system independently of each other.
- 18.2.3 Evaluation of the score for execution (E):
 - 18.2.3.1 The Execution Judges make deductions for poor execution as per §21.2.
 - 18.2.3.2 In individual competition, the sum of the two (2) median deductions of the Execution Judges is taken as the deduction per element, then the sum of the median deductions [considering landing deductions] is subtracted from the highest possible execution score [max. 20 pts] to give the gymnast's execution score for an exercise.
 - 18.2.3.3 In synchronised trampoline, the median deduction of the execution judges for each gymnast is taken as the deduction per element, then the average of the median deductions [considering landing deductions] is subtracted from the highest possible execution score [max. 10 pts] to give the pair's execution score for an exercise.
- 18.2.4 Evaluation of the score for horizontal displacement (H):
 - 18.2.4.1 The evaluation of the horizontal displacement should be done electronically controlled by the CJP. The deductions for horizontal displacement will be applied as per §23.1
 - 18.2.4.2 The horizontal displacement deductions for each element are subtracted from the maximum mark, i.e. 10.0 points or the mark decided by the CJP (see §16.4). This mark is taken as the score for horizontal displacement. In synchronized trampoline, deductions from both gymnasts in each performed element are averaged to determine the H-score.
 - 18.2.4.3 If an electronic scoring system is not available, two (2) execution judges (nos. 5 & 6) will be responsible of evaluating the horizontal displacement instead of execution. Their marks will be averaged and taken as the score for horizontal displacement. The horizontal displacement judges will judge from video ensuring the camera will be positioned in order to view the whole trampoline bed (See Appendix N).



- 18.2.6.3.1 If a breakdown of the electronic system occurs, the score is determined through an analysis of the official video by the CJP, with the assistance of Difficulty Judge 7. (see Appendix N)
- 18.2.5 Evaluation of the score for time of flight (T):
- 18.2.5.1 The evaluation of the Time of Flight mark should be done electronically controlled by the CJP.
- 18.2.5.1.1 If a breakdown of the electronic system occurs, the time is determined through an analysis of the official video by the CJP, with the assistance of Difficulty Judge 7.
- 18.2.6 Evaluation of the score for synchronisation (S):
- 18.2.6.1 The evaluation of the Synchronised mark should be done electronically controlled by the CJP.
- 18.2.6.1.1 If a breakdown of the electronic system occurs, the score is determined through an analysis of the official video by the CJP, with the assistance of Difficulty Judge 7. (see Appendix N)
- 18.2.6.2 The deductions for lack of synchronisation are subtracted from the maximum mark, i.e. 10.0 points or the mark decided by the CJP (see §16.4). This mark is then doubled and taken as the score for synchronisation.
- 18.2.7 Missing deduction(s):
- 18.2.7.1 In individual competition, if an Execution Judge fails to enter deductions for an exercise, the average of the other deductions per element and/or landing will be taken for the missing deduction(s). This decision is made by the CJP.
- 18.2.7.2 In synchronised trampoline, if an Execution Judge fails to enter deductions for an exercise, the average of the other deductions per element and/or landing from the same trampoline will be taken for the missing deduction(s). This decision is made by the CJP.
- 18.2.7.3 In individual and synchronised trampoline, if the HDMD or a Horizontal Displacement Judge fails to give a score, the score will be determined through an analysis of the official video by the CJP, with the assistance of Difficulty Judge 7. (see Appendix N)
- 18.2.8 Evaluation of the score for difficulty (D):
- 18.2.8.1 The Difficulty Judges calculate the difficulty of an exercise as per §18.1.
- 18.2.9 Total score for an exercise:
- 18.2.9.1 In the individual competitions, the total score is calculated by adding together the “E” marks (execution), “H” marks (horizontal displacement), “T” marks (time) plus “D” marks (difficulty), minus penalties as per §6.4, §6.6, §12.3, §13.2, and §13.4.
- $$\text{Score} = E (\text{max. } 20 \text{ pts}) + H (\text{max. } 10 \text{ pts}) + D + T - \text{Penalty}$$
- 18.2.9.2 In the synchronised competitions, the total score is calculated by adding together the “E” marks (execution), “H” marks (horizontal displacement), “S” marks (synchronisation) plus “D” marks (difficulty), minus penalties as per §6.4, §6.6, §12.3, §13.2, §13.4 and §17.5.
- $$\text{Score} = E (\text{max. } 10 \text{ pts}) + H (\text{max. } 10 \text{ pts}) + S (\text{max. } 20 \text{ pts}) + D - \text{Penalty}$$
- 18.2.10 All scores will be rounded to two (2) decimal places. Such rounding will only be made in respect of the gymnast's total score for an exercise.
- 18.2.11 The CJP is responsible for determining the validity of the final scores.



C. THE JUDGES' PANEL

19. THE JUDGES' PANEL

	<i>Individual</i>	<i>Synchronised</i>
19.1 Composition:		
19.1.1 Chair of Judges Panel (ToF, HD, Syn)	1	1
19.1.2 Judges for Execution		
- for individual competition (E1-E6)	6	
- for synchronised competition		6
(Trampoline 1: Judges 1, 3 & 5)		
(Trampoline 2: Judges 2, 4 & 6)		
19.1.3 Judges for Difficulty (D7-D8)	<u>2</u>	<u>2</u>
19.1.4 Total	9	9

19.2 The CJP and judges 1-8 must sit on the judges' platform five (5) to seven (7) metres from Trampoline 1 and raised by a minimum of one (1) metre and maximum two (2) meters.

19.3 If a Judge fails to carry out his duties in a satisfactory manner he must be replaced. This decision will be made by the Superior Jury. Where there is no Superior Jury, the decision is taken by the CJP. See Reg. 7.8.1 of TR, Section 1 and §11.2 of CoP.

19.3.1 If an Execution Judge is replaced, the Superior Jury or the CJP may decide that his previous marks will be replaced by the average of the remaining marks (see §18.2.7).

20. DUTIES OF THE CHAIR OF JUDGES' PANEL

- 20.1 Control of the facilities and electronic judging systems.
- 20.2 Organise the Judges' conference and the trial scoring (see also Reg. 7.9 of TR, Sec 1).
- 20.3 Place and supervise all judges, spotters and secretariat.
- 20.4 Direct the competition.
- 20.5 Convene the judges' panel.
- 20.6 Decide if a second attempt should be allowed (see §5.2).
- 20.7 Declare the maximum mark in the case of an interrupted exercise (see §16). The maximum mark equals the number of valid elements performed in an exercise.
- 20.8 Operate the TMD, HDD and Synchro device and input relevant scores.
- 20.9 Decide if a Judge fails to show his mark immediately (see §18.2.7).
- 20.10 Measure the synchronise deviations, time of flight and horizontal displacement on video if the electronic system fails, with the assistance of difficulty judge 7 (see §18.2.5, §18.2.6 and §18.2.7).
- 20.11 Decide about penalties as per §6.4, §6.6, §12.3, §13.2, §13.4 and §17.5, and input accordingly.
- 20.12 Supervise and control all scores, calculations and the final results and intervene if he recognizes obvious calculation errors.
- 20.13* Decide about inquiries before the start of the next round (see Reg. 8.4 TR, Section 1).
- 20.14 Assist the difficulty judges and check that pairs in synchronised competition perform the same elements at the same time as per §16.1.9.
- 20.15 Appoint judges in charge of controlling warm-up time.

21. DUTIES OF THE JUDGES FOR EXECUTION (E1-E6)

- 21.1 Evaluate the execution in the range 0.0 to 0.5 points as per §21.2 and register their deductions.
- 21.2 Deductions for execution



21.2.1*	lack of form and control in each element	0.1-0.5 pts
21.2.2*	lack of stability after a complete exercise (10 elements), a single deduction <u>for the greater fault only</u> :	
21.2.2.1*	not standing still in an upright position and showing stability for approximately three (3) seconds (max. 0.2) and/or uncontrolled out-bounce (max. 0.1)	0.1-0.3 pts
21.2.2.2*	after landing, touching the bed with one or both hands	0.5 pts
21.2.2.3	after landing, touching or stepping out on anything other than the trampoline bed	0.5 pts
21.2.2.4	after landing, touching with or falling to the knees, hands & knees, front, back or seat on the bed	1.0 pt
21.2.2.5*	landing or falling outside the trampoline bed, leaving the trampoline area, or performing an additional somersault to avoid a fall	1.0 pt
21.2.3*	performs an additional element (see 17.4)	1.0 pt
21.3	The evaluation of execution in the synchronised competition will be done in the same manner as in the individual competition.	

(see also Guide to Judging)

22. DUTIES OF THE JUDGES FOR DIFFICULTY (D7-D8)

- 22.1 Collect the competition cards from Secretariat at least two (2) hours prior to the start of the competition.
- 22.2 Check the elements and difficulty values entered on the competition cards.
- 22.3 Determine and record all elements performed, and its difficulty value, on the competition card (according to the FIG numeric system).
- 22.4 Display, in public (red flag), if a gymnast executed other element(s) than indicated on the competition card or change their order.
- 22.5 Determine whether an exercise has an interruption and advise the CJP accordingly when any of the elements in any exercise were intermediate (straight) jumps (see §16.1.3).
- 22.6 Check that pairs in synchronised competition perform the same element as per §16.1.9 and notify any discrepancy to the CJP.
- 22.7 Input the difficulty score and the penalties related to difficulty (see §7.1.2 and §15.1).
- 22.8 Difficulty Judge No.7 controls together with the CJP the Synchronised, Time of Flight, Horizontal Displacement Score if the electronic system does not return a score.

23. DUTIES OF JUDGES FOR HORIZONTAL DISPLACEMENT

- 23.1 When the evaluation is done by judges, deduction will apply for each element when any part of the body obviously touches outside the outer line of a defined zone.
- 23.2* When the evaluation is done by judges, for the elements performed to the feet, when any part of a foot lands in a zone (obviously outside the outer line), the deduction related to this zone will be applied (see Guide of Judging - Drawings section).
- 23.3* When the evaluation is done by judges, for the elements performed to front, back or seat (because a larger portion of the body touches the bed), the hip joint portion of the body touching the bed should be used to determine where the body lands (see Guide of Judging - Drawings section).

Lausanne, February 2020



Fédération Internationale de Gymnastique

President

Secretary General

Trampoline TC President



Code of Points TUMBLING

Valid from 01.01.2022

A. GENERAL

A tumbling exercise is composed by eight (8) elements and should be planned to demonstrate a variety of forward, backward, and sideward elements. The exercise should show good control, form, execution and maintenance of tempo. Tumbling is characterised by continuous speedy, rhythmic hand(s) to feet, and feet to feet, rotational jumping elements without hesitation or intermediate steps.

1. INDIVIDUAL COMPETITION

1.1 Tumbling competitions are composed by Qualifications and Finals, according to the following structure:

Competition phase	Who competes?	What performs?	Starting order
Qualification 1	All gymnasts	2 exercises	Draw
Qualification 2	Top 24, if 48 entries or more Top 16, if 32-47 entries None, if less than 32 entries Maximum 3 per NF	1 exercise	Draw
Final 1	Top 8, maximum 2 per NF	1 exercise	Draw
Final 2	Top 4, no limit per NF	1 exercise	Keep F1 order

1.2 Qualifications

1.2.1 Qualifications are divided in two rounds: Qualification 1 (Q1) with all registered gymnasts competing, and Qualification 2 (Q2) with a number of gymnasts depending on the nominative registration entries:

- 1-31 entries No Q2
- 32-47 entries Q2 with 16 gymnasts
- 48 and + entries Q2 with 24 gymnasts

1.2.2 Q1 is composed by two voluntary exercises with no repetition of elements allowed in either exercise. The highest sum of the scores of the two exercises will determine gymnasts qualifying to Q2 **or** to the Finals (see TR Art.1).

1.2.3 The starting order for Qualifications is decided by a draw. The gymnasts will be divided in groups, as evenly distributed as possible, of no more than twelve (12) per group, with each group performing their first and second exercises prior to the next group starting the Qualifying Round.

1.2.3.1 The winner of each competition group will qualify to Q2 **or** to the final. (see 1.2.1)

1.2.3.2 The remaining places for Q2, up to 16 or 24 places, or for the final, up to 8 places, will be granted according to the final ranking of the first round of qualification.

1.2.4 Participation in Q2 will be limited to a maximum of 3 gymnasts per NF. If 4 gymnasts of the same NF win their respective competition groups, then the 3 highest scores will qualify. If there is a tie, then tie-break rules will apply.

1.2.5 At Q2, each competition group will be composed either by 8 or 12 gymnasts. The gymnasts



start Q2 with a score of zero. Exercises or elements from Q1 can be performed in Q2.

1.2.5.1 The winner of each competition group will qualify for the Final.

1.2.5.2 The remaining six (6) places for the Final will be granted according to the final ranking of all gymnasts.

1.2.6 Participation in Finals will be limited to a maximum of two (2) gymnasts per NF.

1.3 Finals

1.3.1 The starting order for Finals is decided by draw. Starting order for F2 will follow the same order as F1 with the four (4) qualified gymnasts.

1.3.2 Finals are divided into two rounds with no repetition of elements allowed in either exercise:

1.3.2.1 In F1, the eight (8) gymnasts will perform one (1) voluntary exercise. Gymnasts start F1 with a score of zero. The best 4 (four) gymnasts will qualify to F2, while the remaining four (4) will be ranked from 5th to 8th position according their results in F1.

1.3.2.2 In F2, four (4) gymnasts will perform one (1) voluntary exercise and compete for the title (gold medal) and the remaining places (2nd to 4th). Gymnasts start F2 with a score of zero. The winner is the gymnast with the highest score in F2.

1.3.3 In case of any tie, then tie break rules will apply (see Art. 4.4 TR).

2. TEAM COMPETITION

2.1 A team comprises a minimum of three (3) and a maximum of four (4) gymnasts per event (men's or women's competition).

2.2 Qualifications

2.2.1 Q1 acts as qualification for Team Finals.

2.2.2 The sum of the three (3) highest scores obtained by the team members in *each* round of qualification one (Q1) will give the overall team score (sum of six (6)) after qualification.

2.3 Finals

2.3.1 The five (5) highest placed teams in Q1 qualify for the Team Final.

2.3.2 Teams in the Finals consist of three (3) gymnasts. Each gymnast will perform one exercise.

2.3.3 Team Finals are composed by three (3) rounds. The starting order for the teams in all three (3) rounds is in rank order, with the first gymnast from the team on 5th place going first, followed by the first gymnast representing the team on 4th place....

2.3.4 NF will nominate the three (3) gymnasts in the order they will compete, for their team in the Final, at least one hour prior to the Team Final.

2.3.5 The classification is determined by the sum of the ranking points (5, 4, 3, 2 and 1) a team achieves in each round. The winner is the team with the highest sum of ranking points in the Team Final.

2.3.6 In case of any tie, then tie break rules will apply (see Art. 4.4 TR).

2.4 All Around Team Final

A team comprises one (1) male and one (1) female gymnast/pair from each of the following categories:

- Individual trampoline
- Synchronized trampoline
- Tumbling
- DMT

2.4.1 Qualifications

2.4.1.1 Q1 acts as qualification for All Around Team Final.

2.4.1.2 The team score will be the sum of the highest score obtained by one gymnast in each categories and gender.

2.4.2 Finals



- 2.4.2.1 The five (5) highest placed teams in Q1 qualify for the Team Final.
 - 2.4.2.2 Teams in the Finals consist of one gymnast per country in each categories and gender. Each gymnast will perform one exercise.
 - 2.4.2.3 See competition process in Art. 4.3.4 TR Section 4
 - 2.4.2.4 The classification is determined by the sum of the ranking points (5, 4, 3, 2 and 1) a team achieves in each round. The winner is the team with the highest sum of ranking points in the Team Final.
- 2.4.3 In case of any tie, then tie break rules will apply (see Art. 4.4 TR).

(3) –

(4) –

5. EXERCISES

- 5.1 Each exercise consists of eight (8) elements.
- 5.2 The first and second exercises of Q1 must be performed without repetition of an element in either of the exercises, as per §15. Q2 consists of one voluntary exercise, where gymnasts may repeat elements performed in Q1.
- 5.3 The exercises in the Final (F1 and F2) must be performed without repetition of an element in either of the exercises, as per §15.
- 5.4 In the Final a gymnast may repeat elements or an exercise performed in the Qualifying Round.
- 5.5 A tumbling exercise must move in one direction only; however, a single element in the reverse direction is allowed at the end of the exercise (8th element) (see §17.3).
- 5.6 All completed exercises must end with a somersault as per §17.4.
- 5.7 Second attempt at exercises is not allowed.
 - 5.7.1 If a gymnast is obviously disturbed in an exercise (faulty equipment or substantial external influence or the like), the CJP may allow another attempt. A gymnast's clothing cannot be classed as 'equipment'.
 - 5.7.2 Spectator noise, applause and the like would not normally constitute a disturbance.

6. DRESS FOR GYMNASTS *

- 6.1 **Male gymnasts**
 - Sleeveless or short sleeves leotard
 - Gym shorts
 - White shoes and/or white foot covering may be worn
- 6.2* **Female gymnasts**
 - Leotard or unitard with or without sleeves (must be skin tight)
 - Long tights may be worn (must be skin tight and be the same colour as the leotard)
 - Gym shorts may be worn (must be skin tight)
 - Any other “dress” which is not skin tight is not allowed
 - For reasons of safety, covering the face or the head is not allowed
 - White shoes and/or white foot covering may be worn
- 6.3 see § 6.3 TRA
- 6.4 see § 6.4 TRA
- 6.5 **Teams**

Members of a team must wear uniform dress. Failing to do so may result in disqualification of the team from the team event. This decision is made by the CJP.



- 6.6 **National emblem or Federation emblem**
See §6.6 in TRA CoP.
- 6.7 **Coaches**
NF track suit or shorts and T-shirt, and sport shoes.

7. COMPETITION CARDS

- 7.1 The elements of all exercises must be written down on the competition card with the difficulty value of each element, and in the order as they will be performed.
- 7.2 The FIG numeric system must be used to describe the elements written on the competition card, otherwise the card will not be accepted (see Part III: I and K).
- 7.3 The competition card must be handed in at the time and place specified by the Local Organising Committee, otherwise the gymnast may not be allowed to start. LOC is responsible for ensuring that they are given to the Difficulty Judges at least two (2) hours before the competition starts.
- 7.4 All changes of elements in the competition card will be recorded on the competition card by the Difficulty Judges.

8. EQUIPMENT

- 8.1 See FIG Norms for Trampoline, Tumbling and Double Mini-Trampoline.

9. SAFETY REQUIREMENTS

- 9.1 See Reg. 6 of TR, Section 4.

10. SCORING SERVICE & SECRETARIAT

- 10.1 See §10 in TRA CoP.

11. SUPERIOR JURY AND JURY OF APPEAL

- 11.1 See Reg. 7.8.1 and 7.8.3 of TR, Section 1.
- 11.2 In Tumbling, a Superior Jury functions at World Championships, World Games and World Cups.

B. COMPETITION PROCEDURE

12. WARMING UP

- 12.1 Immediately prior to all competition phases, except All-Around Team Final and F2, each gymnast will be allowed one exercise on the competition apparatus, one gymnast after the other following the starting order. Once all gymnasts completed their warm-up, competition will start.
- 12.2 Warm-up control will be conducted by the CJP.
- 12.3 In the event that a gymnast abuses the number of exercises, the CJP will apply a penalty of 0.3 points from the total score of the following exercise (see §20.10).
- 12.4 Warming up on the competition equipment during the actual competition may be eliminated if equivalent equipment is provided in an adjacent hall of at least six (6) metres in height.



13. START OF AN EXERCISE

- 13.1 Each gymnast will start on the signal given by the CJP.
- 13.2 After the signal has been given (as per §13.1), the gymnast must initiate the first element within 20 seconds, otherwise a penalty of 0.2 points will be given by the CJP (see §20.10).
 - 61 seconds: the gymnast will not be allowed to start the exercise, no score will be awarded and a designation of "Did Not Start (DNS)" will be givenIf this time limit is exceeded as a result of faulty equipment or other substantial cause, no deduction will be applied. This decision is made by the CJP.
- 13.3 A springboard may be used only to initiate the first element. It may be placed anywhere on the tumbling track or the run-up.
- 13.4 Whether using a spring board or not, the first element must land on the tumbling track, though it may be initiated on the run-up.
- 13.5 After an exercise is started, talking to or giving any form of signal to a gymnast by their own coach during the exercise will result in a penalty of 0.6 pts applied only once by the CJP (see §20.10).

14. REQUIRED POSITIONS DURING AN ELEMENT *

- 14.1 See §14 in TRA CoP.
- 14.7 Any backward, non-twisting, single somersault, executed at shoulder height or below, regardless of position, will be considered and evaluated as a *whipback*.

15. REPETITION OF ELEMENTS *

- 15.1 With the exception of flic-flacs, whipbacks, round-offs and full twist backs, no element may be repeated during the two (2) exercises of Q1 as per § 5.2, otherwise the difficulty of the repeated element will not be counted (see also §15.5 below).
- 15.2 In the Final exercises the same element may not be repeated, with the exception of flic-flacs, whipbacks and round-offs and full twist backs, otherwise the difficulty of the repeated element will not be counted (see also §15.5 below).
- 15.3 Elements having the same amount of rotation but performed in the tucked, piked and straight positions are considered to be different elements and not repetitions.
- 15.4 Multiple somersaults (720° or more) having the same number of twists and somersaults will be considered as repetition if the twist is not located in different phases (see Part II: 1.A).
- 15.5 Elements or exercises from the Q1 may be repeated in any other phase of the individual and team competitions.

16. INTERRUPTIONS OF AN EXERCISE

- 16.1 An exercise will be considered interrupted if the gymnast:
 - 16.1.1 Is touched by a spotter.
 - 16.1.2 Takes intermediate steps or stops.
 - 16.1.3 Falls to the track/zone/area during an exercise.
 - 16.1.4 Touches any part outside the outer lines of the tumbling track with any part of the body.
 - 16.1.5 Touches the tumbling track with any part of the body other than hands or feet.
 - 16.1.6 Performs movement without rotation round the lateral and dorso-ventral axis of the body.
- 16.2 No credit will be given for the element in which the interruption occurs.



- 16.3 A gymnast will be judged only on the number of elements completed on the feet on the tumbling track or the landing area. Any element with a take-off initiated from the landing zone/area will not be counted.
- 16.4 The CJP will decide the maximum number of valid elements. The maximum E-score equals the number of valid elements plus two (2) points.

17. TERMINATION OF THE EXERCISE *

- 17.1 Each exercise must end on feet on the track or the landing area, otherwise the last element will not be counted.
- 17.2 After the last element, the gymnasts must stand upright, with feet at a distance smaller than shoulder width, and show stability for approximately three (3) seconds; otherwise they will receive a deduction (see §21.2.2).
- 17.3 The last element must be performed from the tumbling track to the landing area except in the case of an element in the reverse direction as per §5.5. A failure to observe this rule will result in a penalty of 0.4 points by the CJP (see §20.10).
- 17.4 All completed exercises (8 elements) must end with a somersault, otherwise there will be a penalty of 2.0 points by the CJP (see §20.10).
- 17.5 If a gymnast executes more than eight (8) elements, the E judges will apply 1.0 points as landing deduction. (see §21.2.3).

18. SCORING

Two (2) types of mark are used, “D” type mark, which is the total of the degree of difficulty in one exercise, and “E” type mark, which is the total given by Execution Judges in one exercise.

18.1* Evaluation of difficulty

In principle the amount of difficulty obtained in a single element during an exercise is open, but for Youth/Junior competitions it is limited to **4.3** points. Elements with higher difficulty can be performed but will get the limited difficulty value of **4.3** points. Quadruple somersaults in Youth/Junior competitions are not allowed and will result in a disqualification from the competition. Difficulty limits are listed in the Junior and WAGC Rules.

The difficulty of each element is calculated on the following basis:

- 18.1.1 Only elements terminating on the feet will be evaluated.
- 18.1.2 Cartwheels have no difficulty value
- 18.1.3 Aerials, flic-flacs, round-offs and front hand-springs 0.1 pts
Whipbacks (tempo salto) 0.2 pts
- 18.1.4 Somersaults:
 - 18.1.4.1 Each somersault (360°) 0.5 pts
 - 18.1.4.2 Single somersaults done in the pike or straight position, without twist, will receive a bonus of 0.1 pts
 - 18.1.4.3 Each front somersault will receive a bonus of 0.1 pts
- 18.1.5 Somersaults with twisting:
 - 18.1.5.1 Single somersault:
 - ½ twist (180°) 0.2 pts
 - Each ½ twist more than two (2) twists (720°) 0.3 pts
 - Each ½ twist more than three (3) twists (1080°) 0.4 pts
 - 18.1.5.2 Double somersaults:
 - ½ twist (180°) 0.1 pts
 - Each ½ twist more than one (1) twist (360°) 0.2 pts



- Each ½ twist more than two (2) twists (720°) 0.3 pts
 - Each ½ twist more than three (3) twists (1080°) 0.4 pts
 - 18.1.5.3 Triple somersaults:
 - Each ½ twist (up to 360°) 0.3 pts
 - Each ½ twist more than one (1) twist (360°) 0.4 pts
- 18.1.6 Multiple somersaults - with or without twist
 - 18.1.6.1 Double somersaults performed in the piked position will receive a bonus of 0.1 points, triple somersaults in the piked position will receive a bonus of 0.2 points and quadruple somersaults in the piked position will receive a bonus of 0.3 points.
 - 18.1.6.2 Double somersaults performed in the straight position will receive a bonus of 0.2 points and triple somersaults in the straight position will receive a bonus of 0.4 points.
 - 18.1.6.3 In double somersaults the value of the element, including any twist, any bonus for position will be doubled.
 - 18.1.6.4 In triple somersaults the value of the element, including any twist, any bonus for position will be tripled.
 - 18.1.6.5 In quadruple somersaults the value of the element, including any twist, any bonus for position will be quadrupled.
- 18.1.7 Women competition only: The second, third, etc. element with minimum difficulty of 2.0 in one exercise will receive a bonus of 1.0 pts. This will be added as a bonus to the total D score for that pass.
- 18.2 Method of scoring
 - 18.2.1 The evaluation of execution and difficulty is done in 1/10 of a point.
 - 18.2.2 Judges must input their deductions into the scoring system independently of each other.
 - 18.2.3 Evaluation of the score for execution (E):
 - 18.2.3.1 The Execution judges make deductions for poor execution as per §21.3.
 - 18.2.3.2 The sum of the two (2) median deductions of the execution judges is taken as the deduction per element, then the sum of the median deductions [considering landing deductions] is subtracted from the highest possible execution score [max. 20 pts] to give the gymnast’s execution score for an exercise.
 - 18.2.4 Missing deduction(s)
 - 18.2.4.1 If an Execution Judge fails to enter deductions for an exercise, the average of the other deductions per element and/or landing will be taken for the missing deduction(s). This decision is made by the CJP.
 - 18.2.5 Evaluation of the score for difficulty:
 - 18.2.5.1 The Difficulty Judges calculate the difficulty of the voluntary exercises as per §5.2, §5.3, §15, §16 and §18.1-18.1.7.
 - 18.2.6 Total score for an exercise:
 - 18.2.6.1 Each element is scored separately and a total of execution plus difficulty is calculated for each voluntary exercise.
 - 18.2.6.2 The total score is calculated by adding together the two (2) “E” marks (execution) plus the “D” mark (difficulty) minus penalties as per §5.6, §6.4, §6.6, §12.3, §13.2, §13.4, §17.3 and §17.4. The "E" mark (execution) is the result of the maximum mark (20 pts.) minus the sum of the two median deductions per element and landing.

$$\text{Score} = E (\text{max. 20 pts}) + D - \text{Penalty}$$



- 18.2.7 All scores will be rounded to two (2) decimal places. Such rounding will only be made in respect of the gymnasts' total score for an exercise.
- 18.2.8 The CJP is responsible for determining the validity of the final scores.

C. THE JUDGES' PANEL

19. THE JUDGES' PANEL

- 19.1 Composition:
 - 19.1.1 Chair of Judges Panel 1
 - 19.1.2 Judges for Execution (E1-E6) 6
 - 19.1.3 Judges for Difficulty (D7-D8) 2
 - 19.1.4 **Total** **9**
- 19.2 The CJP and judges 1-8 must sit separately on a podium of 50 cm, at least five (5) meters from the side of the tumbling track, with the judges' tables positioned starting from meter 16 of the tumbling track.
- 19.3 If a Judge fails to carry out his duties in a satisfactory manner he must be replaced. This decision will be made by the Superior Jury. Where there there is no Superior Jury, the decision is taken by the CJP. See Reg. 7.8.1 of TR, Section 1 and §11.2 of CoP.
 - 19.3.1 If an Execution Judge is replaced, the CJP may decide that his previous marks will be replaced by the average of the remaining marks (see §18.2.4).

20. DUTIES OF THE CHAIR OF JUDGES' PANEL

- 20.1 Control of the facilities and electronic judging systems.
- 20.2 Organise the Judges' conference and the trial scoring (see also Reg. 7.9 of TR, Sec 1).
- 20.3 Place and supervise all Judges and recorders.
- 20.4 Direct the competition.
- 20.5 Convene the judges' panel.
- 20.6 Decide if a second attempt should be allowed (see §5.7).
- 20.7 Declare the maximum mark in the case of an interrupted exercise (see §16).
- 20.8 Apply the following landing penalties:
 - 20.8.1 landing outside the outer lines of the track or landing zone 1.0 pts
 - 20.8.2 after landing, touching or stepping out of the landing zone to the landing area or the track 0.2 pts
- 20.9 Decide if a Judge fails to show his score immediately (see §18.2.4).
- 20.10 Decide about penalties as per §6.4, §6.6, §12.3, §13.2, §13.5, §17.3, §17.4, and §20.8, and input accordingly.
- 20.11 Supervise and control all scores, calculations and the final results and interfere if he recognizes obvious calculation errors.
- 20.12* Decide about inquiries before the start of the next round (see Reg. 8.4 TR, Section 1).

21. DUTIES OF THE JUDGES FOR EXECUTION (E1-E6)

- 21.1 Evaluate the execution in the range 0.0 to 0.5 points as per §21.3 and register their deductions.
- 21.2 Deductions for execution
 - 21.2.1* lack of form, control, height and rhythm in each element 0.1-0.5 pts
 - 21.2.2* lack of stability after a complete exercise (8 elements), a single deduction for the greater fault only:



21.2.2.1	not standing still in an upright position and showing stability for approximately three (3) seconds	0.1-0.3 pts
21.2.2.2*	after landing, touching the track or landing zone/area with one or both hands	0.5 pts
21.2.2.3	after landing, touching with or falling to the knees, hands & knees, front, back or seat on the track or landing area	1.0 pt
21.2.2.4	assistance from a spotter after landing	1.0 pt
21.2.2.5*	after landing in the landing area or on the track, leaving the landing area or the track, or touching outside the landing area or touching the floor with any part of the body, or performing an additional somersault to avoid a fall	1.0 pt
21.2.3	performs an additional element	1.0 pt

22. DUTIES OF THE JUDGES FOR DIFFICULTY (D7-D8)

- 22.1 Collect the competition cards from Secretariat at least two (2) hours prior to the start of the competition.
- 22.2 Check the elements and difficulty values entered on the competition cards.
- 22.3 Determine and record all elements performed, and its difficulty value, on the competition card (according to the FIG numeric system).
- 22.4 Display, in public (red flag), if a gymnast executed other element(s) than indicated on the competition card or change their order.
- 22.5 Input the difficulty score.

Lausanne, February 2020

Fédération Internationale de Gymnastique

President

Secretary General

Trampoline TC President



Code of Points

DOUBLE MINI-TRAMPOLINE

Valid from 1.1.2022

A. GENERAL

A DMT exercise is composed by two (2) elements and should be planned to demonstrate a variety of forward and backward twisting or non twisting elements. The exercise should show good control, form, execution, height and maintenance of height show good control, form, execution and maintenance of tempo. DMT is characterised by high, continuous rhythmic feet to feet rotational jumping elements, without hesitation or intermediate straight bounces.

1. INDIVIDUAL COMPETITION

1.1 DMT competitions are composed by Qualifications and Finals, according to the following structure:

Competition phase	Who competes?	What performs?	Starting order
Qualification 1	All gymnasts	2 exercises	Draw
Qualification 2	Top 24, if 48 entries or more Top 16, if 32-47 entries None, if less than 32 entries Maximum 3 per NF	1 exercise	Draw
Final 1	Top 8, maximum 2 per NF	1 exercise	Draw
Final 2	Top 4, no limit per NF	1 exercise	Keep F1 order

1.2 Qualifications

1.2.1 Qualifications are divided in two rounds: Qualification 1 (Q1) with all registered gymnasts competing, and Qualification 2 (Q2) with a number of gymnasts depending on the nominative registration entries:

- 1-31 entries No Q2
- 32-47 entries Q2 with 16 gymnasts
- 48 and + entries Q2 with 24 gymnasts

1.2.2 Q1 is composed by two voluntary exercises with no repetition of elements allowed in either exercise. The highest sum of the scores of the two exercises will determine the qualification to Q2 **or** to the Final (see TR Art.1).

1.2.3 The starting order for Qualifications is decided by a draw. The gymnasts will be divided in groups, as evenly distributed as possible, of no more than twelve (12) per group, with each group performing their first and second exercises prior to the next group starting the Qualifying Round.

1.2.3.1 The winner of each competition group will qualify to Q2 **or** to the final. (see 1.2.1)

1.2.3.2 The remaining places for Q2, up to 16 or 24 places, or for the final, up to 8 places, will be granted according to the final ranking of the first round of qualification.

1.2.4 Participation in Q2 will be limited to a maximum of 3 gymnasts per NF. If 4 gymnasts of the same NF win their respective competition groups, then the 3 highest scores will qualify. If there is a tie, then tie-break rules will apply.

1.2.5 At Q2, each competition group will be composed either by 8 or 12 gymnasts. The gymnasts



start Q2 with a score of zero. Elements from Q1 can be performed in Q2, but not in the same zone of the DMT as in Q1.

1.2.5.1 The winner of each competition group will qualify for the Final.

1.2.5.2 The remaining six (6) places for the Final will be granted according to the final ranking of all gymnasts.

1.2.6 Participation in Finals will be limited to a maximum of two (2) gymnasts per NF.

1.3 Finals

1.3.1 The starting order for Finals is decided by draw. Starting order for F2 will follow the same order as F1 with the four (4) qualified gymnasts.

1.3.2 Finals are divided into two rounds with no repetition of elements allowed in either exercise:

1.3.2.1 In F1, the eight (8) gymnasts will perform one (1) voluntary exercise. Gymnasts start F1 with a score of zero. The best 4 (four) gymnasts will qualify to F2, while the remaining four (4) will be ranked from 5th to 8th position according their results in F1.

1.3.2.2 In F2, four (4) gymnasts will perform one (1) voluntary exercise and compete for the title (gold medal) and the remaining places (2nd to 4th). Gymnasts start F2 with a score of zero. The winner is the gymnast with the highest score in F2.

1.3.3 In case of any tie, then tie break rules will apply (see Art. 4.4 TR).

2. TEAM COMPETITION

2.1 A team comprises a minimum of three (3) and a maximum of four (4) gymnasts per event (men's or women's competition).

2.2 Qualifications

2.2.1 Q1 acts as qualification for Team Finals.

2.2.2 The sum of the three (3) highest scores obtained by the team members in *each* round of qualification one (Q1) will give the overall team score (sum of six (6)) after qualification.

2.3 Finals

2.3.1 The five (5) highest placed teams in Q1 qualify for the Team Final.

2.3.2 Teams in the Finals consist of three (3) gymnasts. Each gymnast will perform one exercise.

2.3.3 Team Finals are composed by three (3) rounds. The starting order for the teams in all three (3) rounds is in rank order, with the first gymnast from the team on 5th place going first, followed by the first gymnast representing the team on 4th place....

2.3.4 NF will nominate the three (3) gymnasts in the order they will compete, for their team in the Final, at least one hour prior to the Team Final.

2.3.5 The classification is determined by the sum of the ranking points (5, 4, 3, 2 and 1) a team achieves in each round. The winner is the team with the highest sum of ranking points in the Team Final.

2.3.6 In case of any tie, then tie break rules will apply (see Art. 4.4 TR).

2.4 All Around Team Final

A team comprises one (1) male and one (1) female gymnast/pair from each of the following categories:

- Individual trampoline
- Synchronized trampoline
- Tumbling
- DMT

2.4.1 Qualifications

2.4.1.1 Q1 acts as qualification for All Around Team Final.



- 2.4.1.2 The team score will be the sum of the highest score obtained by one gymnast in each categories and gender.
- 2.4.2 Finals
 - 2.4.2.1 The five (5) highest placed teams in Q1 qualify for the Team Final.
 - 2.4.2.2 Teams in the Finals consist of one gymnast per country in each categories and gender. Each gymnast will perform one exercise.
 - 2.4.2.3 See competition process in Art. 4.3.4 TR Section 4
 - 2.4.2.4 The classification is determined by the sum of the ranking points (5, 4, 3, 2 and 1) a team achieves in each round. The winner is the team with the highest sum of ranking points in the Team Final.
- 2.4.3 In case of any tie, then tie break rules will apply (see Art. 4.4 TR).

(3) –

(4) –

5. EXERCISES

- 5.1 In a DMT exercise a maximum of three (3) contacts with the bed are allowed with no intermediate bounce between the elements.
- 5.2* Each exercise consists of two (2) elements: one (1) mounting element or spotter element and one (1) dismount element.
 - 5.2.1 A straight mounting jump without twists is not considered an element. If a straight jump is used as a spotter element or dismount element, the exercise will be interrupted (see §16.1.8).
- 5.3 Each exercise must end with a dismount element performed from the spotter/dismount zone to the landing area.
- 5.4*
 - A mounting element or a straight mounting jump must take off from the mounting zone and land in the spotter/dismount zone
 - A spotter element must take off and land in the spotter/dismount zone
 - A dismount element must take off from the spotter/dismount zone and land in the landing areaAny violation of §5.4 will cause an interruption of the exercise (see §16.1.7).
- 5.5 Second attempts at exercises are not allowed.
 - 5.5.1 If a gymnast is obviously disturbed in an exercise (faulty equipment or substantial external influence or the like), the CJP may allow another attempt. A gymnast's clothing cannot be classed as 'equipment'.
 - 5.5.2 Spectator noise, applause and the like would not normally constitute a disturbance.

6. DRESS FOR GYMNASTS AND SPOTTERS *

- 6.1 **Male gymnasts**
 - Sleeveless or short sleeves leotard
 - Gym shorts
 - White shoes and/or white foot covering may be worn
- 6.2* **Female gymnasts**
 - Leotard or unitard with or without sleeves (must be skin tight)
 - Long tights may be worn (must be skin tight and be the same colour as the leotard)
 - Gym shorts may be worn (must be skin tight)
 - Any other “dress” which is not skin tight is not allowed



- For reasons of safety, covering the face or the head is not allowed
- White shoes and/or white foot covering may be worn

6.3 see § 6.3 TRA CoP.

6.4 see § 6.4 TRA CoP.

6.5 **Teams**

Members of a team must wear uniform dress. Failing to do so may result in disqualification of the team from the team event. This decision is made by the CJP.

6.6 **National emblem or Federation emblem**

See §6.6 in TRA CoP.

6.7 **Coaches**

NF track suit or shorts and T-shirt, and sport shoes.

7. COMPETITION CARDS

7.1 The elements of all exercises must be written down on the competition card with the difficulty value of each element, and in the order as they will be performed.

7.2 The FIG numeric system must be used to describe the elements written on the competition card, otherwise the card will not be accepted (see Part III: I and K).

7.3 The competition card must be handed in at the time and place specified by the Local Organising Committee, otherwise the gymnast may not be allowed to start. LOC is responsible for ensuring that they are given to the Difficulty Judges at least two (2) hours before the competition starts.

7.4 All changes of elements in the competition card will be recorded on the competition card by the Difficulty Judges.

8. EQUIPMENT

8.1 See FIG Norms for Trampoline, Tumbling and Double Mini-Trampoline.

9. SAFETY REQUIREMENTS

9.1 See Reg. 6 of TR, Section 4.

10. SCORING SERVICE & SECRETARIAT

10.1 See §10 in TRA CoP.

11. SUPERIOR JURY AND JURY OF APPEAL

11.1 See Reg. 7.8.1 and 7.8.3 of TR, Section 1.

11.2 In DMT, a Superior Jury functions at World Championships, World Games and World Cups.

B. COMPETITION PROCEDURE

12. WARMING UP

12.1 Immediately prior to all competition phases, except All-Around Team Final and F2, each gymnast will be allowed one exercise on the competition apparatus, one gymnast after the other following the starting order. Once all gymnasts completed their warm-up, competition will start.

12.2 Warm-up control will be conducted by the CJP.



- 12.3 In the event that a gymnast abuses the number of exercises, the CJP will apply a penalty of 0.3 points from the total score of the following exercise (see §20.10).
- 12.4 Warming up on the competition equipment during the actual competition may be eliminated if equivalent equipment is provided in an adjacent hall of at least six (6) metres in height.

13. START OF AN EXERCISE

- 13.1 Each gymnast will start on the signal given by the CJP.
- 13.2 After the signal has been given (as per §13.1), the gymnast must initiate the first element within 20 seconds, otherwise a penalty of 0.2 points will be given by the CJP (see §20.10).
 - 61 seconds: the gymnast will not be allowed to start the exercise, no score will be awarded and a designation of "Did Not Start (DNS)" will be givenIf this time limit is exceeded as a result of faulty equipment or other substantial cause, no deduction will be applied. This decision is made by the CJP.
- 13.3 If there is a faulty start and the gymnast has not touched the DMT with his/her foot, then the gymnast may re-start on a signal from the CJP.
- 13.4 After an exercise is started, talking to or giving any form of signal to a gymnast by their own coach will result in a penalty of 0.6 pts applied only once by the CJP (see §20.10).

14. REQUIRED POSITIONS DURING AN ELEMENT *

- 14.1 See §14 in TRA CoP.

15. REPETITION OF ELEMENTS *

- 15.1 No element may be repeated during the two (2) exercises of Q1 as per §5.2, otherwise the difficulty of the repeated element will not be counted (see also §15.5 below).
- 15.2 No element may be repeated during the two (2) exercises in the Final, otherwise the difficulty of the repeated element will not be counted (see also §15.5 below).
- 15.3 Elements having the same amount of rotation but performed in the tucked, piked and straight positions are considered to be different elements and not repetitions.
- 15.4 All multiple somersaults with the same amount of twisting rotation, performed without a recognisable pause in twisting rotation **or** without defined positions, will be considered as repetitions if used more than once.
- 15.5 Elements or exercises from the Q1 may be repeated in any individual and team Finals. In Q2, elements can be repeated, but not in the same zone of the DMT as in Q1.

16. INTERRUPTIONS OF AN EXERCISE *

- 16.1 An exercise will be considered interrupted if the gymnast:
 - 16.1.1 Obviously does not land simultaneously on both feet on the bed.
 - 16.1.2 Does not use the elasticity of the bed after landing for the immediate continuation of the next element.
 - 16.1.3 Is touched by a spotter or a spotter mat.
 - 16.1.4 Leaves the DMT.
 - 16.1.5 Lands on any part of his body except his feet on the DMT bed.
 - 16.1.6* Lands on any part of the DMT other than the bed during the exercise.
 - 16.1.7 Does not perform a mounting element, spotter element or dismount element from or to the correct area (as per §5.4).
 - 16.1.8 Performs a straight jump as a spotter or dismount (as per §5.2.1).



- 16.2 No credit will be given for the element in which the interruption occurs in respect of §16.1.1-16.1.8.
- 16.3 Due to the narrowness of the apparatus, touching anything other than the bed (pad/springs) during an exercise will not cause an interruption, but will get a penalty of 0.2 points from the CJP (see §20.10). This deduction will be applied for each time the pad or springs are touched.
- 16.4 A gymnast will be judged only on the number of elements completed on both feet.
- 16.5 The CJP will decide the maximum number of valid elements. The maximum E-score equals the number of valid elements plus eight (8) points.

17. TERMINATION OF THE EXERCISE *

- 17.1 After the dismount element, the exercise must end under control, with feet within the landing area, otherwise the dismount element will not be counted.
- 17.2 After the dismount element, the gymnasts must stand upright, with feet at a distance smaller than shoulder width, for approximately three (3) seconds, otherwise there will be a deduction for lack of stability (see §21.2.2).

18. SCORING

Two (2) types of mark are used, “D” type mark, which is the total of the degree of difficulty in one exercise and “E” type mark, which is the total given by an Execution Judge in one exercise.

18.1* Evaluation of difficulty

In principle the amount of difficulty obtained in a single element during an exercise is open, but for Youth/Junior competitions it is limited to **4.6** points. Elements with higher difficulty can be performed but will get the limited difficulty value of **4.6** points. Quadruple somersaults in Youth/Junior competitions are not allowed and will result in a disqualification from the competition. Difficulty limits are listed in the Junior and WAGC Rules.

The difficulty of each element is calculated on the following basis:

- 18.1.1 Only elements terminating on the feet will be evaluated.
- 18.1.2 Each 1/2 twist (180°) (with the exception in § 18.1.4.2) 0.2 pts
- 18.1.3 Each somersault (360°) 0.5 pts
- 18.1.4 Single somersaults:
 - 18.1.4.1 Single somersaults done in the piked or straight position, without twist, will receive a bonus of 0.1 points.
 - 18.1.4.2 In single somersaults with more than one (1) twist (360°), the difficulty of twist will be as follows:
 - Each ½ twist more than one (1) twist (360°) 0.3 pts
 - Each ½ twist more than two (2) twists (720°) 0.4 pts
 - Each ½ twist more than three (3) twists (1080°) 0.5 pts
 - Each ½ twist more than four (4) twists (1440°) 0.6 pts
- 18.1.5 Side somersaults have no difficulty value.
- 18.1.6 Multiple somersaults - with or without twist:
 - 18.1.6.1 Double somersaults performed in the piked position will receive a bonus of 0.4 points, triple somersaults in the piked position will receive a bonus of 0.8 points and quadruple somersaults in the piked position will receive a bonus of 1.6 points.
 - 18.1.6.2 Double somersaults performed in the straight position will receive a bonus of 0.8 points and triple somersaults in the straight position will receive a bonus of 1.6 points.



- 18.1.6.3 In double somersaults the value of the element, including any twist, will be doubled. The bonus for pike or straight position is then added to give the total value of the element.
 - 18.1.6.4 In triple somersaults the value of the element, including any twist, will be tripled. The bonus for pike or straight position is then added to give the total value of the element.
 - 18.1.6.5 In quadruple somersaults the value of the element, including any twist, will be quadrupled. The bonus for pike or straight position is then added to give the total value of the element.
 - 18.1.7 In elements combining somersault and twist, the difficulty values for somersault and twist are added together.
 - 18.2 Method of scoring.
 - 18.2.1 The evaluation of execution and difficulty is done in 1/10 of a point.
 - 18.2.2 Judges must input their deductions into the scoring system independently of each other.
 - 18.2.3 Evaluation of the score for execution (E):
 - 18.2.3.1 The Execution judges make deductions for poor execution as per §21.2.
 - 18.2.3.2 The sum of the two (2) median deductions of the execution judges is taken as the deduction per element, then the sum of the median deductions [considering landing deductions] is subtracted from the highest possible execution score [max. 20 pts] to give the gymnast’s execution score for an exercise.
 - 18.2.4 Missing deduction(s)
 - 18.2.4.1 If an Execution Judge fails to enter deductions for an exercise, the average of the other deductions per element and/or landing will be taken for the missing deduction(s). This decision is made by the CJP.
 - 18.2.5 Evaluation of the score for difficulty:
 - 18.2.5.1 The Difficulty Judges calculate the difficulty of the exercises as per §5.2, §15, §16 and §18.1-18.1.7.
 - 18.2.6 Total score for an exercise:
 - 18.2.6.1 Each exercise is scored separately and a total of execution plus difficulty is calculated for each exercise.
 - 18.2.6.2 The total score is calculated by adding together the two (2) “E” marks (execution) plus the “D” mark (difficulty) minus penalties as per §5.5, §6.4, §6.6, §12.2, §13.2, §13.4, §17.4 and §17.5. The "E" mark (execution) is the result of the maximum mark (20 pts.) minus the sum of the two median deductions per element and landing.
- Score = E (max. 20 pts) + D – Penalty
- 18.2.7 All scores will be rounded to two (2) decimal places. Such rounding will only be made in respect of the gymnasts’ total score for an exercise.
 - 18.2.8 The CJP is responsible for determining the validity of the final scores.

C. THE JUDGES’ PANEL

19. THE JUDGES’ PANEL

- 19.1 Composition:
 - 19.1.1 Chair of Judges Panel 1
 - 19.1.2 Judges for Execution (E1-E6) 6



- | | | |
|--------|-------------------------------|----------|
| 19.1.3 | Judges for Difficulty (D7-D8) | 2 |
| 19.1.4 | Total | 9 |
- 19.2 The CJP and judges 1-8 must sit separately on a podium of 50 cm, at least five (5) metres from the side of the Double Mini-Trampoline.
- 19.3 If a Judge fails to carry out his duties in a satisfactory manner he must be replaced. This decision will be made by the Superior Jury. Where there is no Superior Jury, the decision is taken by the CJP. See Reg. 7.8.1 of TR, Section 1 and §11.2 of CoP.
- 19.3.1 If an Execution Judge is replaced, the CJP may decide that his previous marks will be replaced by the average of the remaining marks (see §18.2.4).

20. DUTIES OF THE CHAIR OF JUDGES PANEL

- 20.1 Control of the facilities and electronic judging systems.
- 20.2 Organise the Judges' conference and the trial scoring (see also Reg. 7.9 of TR, Sec 1).
- 20.3 Place and supervise all Judges and recorders.
- 20.4 Direct the competition.
- 20.5 Convene the judges' panel.
- 20.6 Decide if a second attempt should be allowed (see §5.5.1).
- 20.7 Declare the maximum mark in the case of an interrupted exercise (see §16).
- 20.8 Apply the following landing penalties:
- | | | |
|---------|---------------------------------------------------------------------------------------------|---------|
| 20.8.1* | landing inside zone B (see Part II – Guide to Judging) | 0.6 pts |
| 20.8.2* | landing inside zone C (see Part II – Guide to Judging) | 1.0 pts |
| 20.8.3 | touching or stepping out from zone A to zone B or from zone A to zone C or from zone B to C | 0.2 pts |
- 20.9 Decide if a Judge fails to show his score immediately (see §18.2.4).
- 20.10 Decide about penalties as per §6.4, §6.6, §12.3, §13.2, §13.3, and §20.8, and input accordingly.
- 20.11 Supervise and control all scores, calculations and the final results and interfere if he recognizes obvious calculation errors.
- 20.12* Decide about inquiries before the start of the next round (see Reg. 8.4 TR, Section 1).

21. DUTIES OF THE JUDGES FOR EXECUTION (E1-E6)

- 21.1 Evaluate the execution in the range 0.0 to 0.5 points as per §21.2 and register their deductions.
- 21.2 Deductions for execution
- | | | |
|-----------|------------------------------------------------------------------------------------------------------------------------------------------------------------------------------|-------------|
| 21.2.1* | lack of form and control in each element | 0.1-0.5 pts |
| 21.2.2* | lack of stability after the dismount, a single deduction <u>for the greater fault only</u> : | |
| 21.2.2.1 | not standing still in an upright position and showing stability for approximately three (3) seconds | 0.1-0.3 pts |
| 21.2.2.2* | after landing, touching the DMT with any part of the body or landing zone/area with one or both hands | 0.5 pts |
| 21.2.2.3 | after landing, touching with or falling to the knees, hands & knees, front, back or seat on the landing area | 1.0 pt |
| 21.2.2.4 | assistance from a spotter after landing | 1.0 pt |
| 21.2.2.5 | after landing in the landing area, leaving the landing area, or touching outside the landing area or touching the floor with any part of the body or falling against the DMT | 1.0 pt |

(see also Guide to Judging)



22. DUTIES OF THE DIFFICULTY JUDGES (D7-D8)

- 22.1 Collect the competition cards from Secretariat at least two (2) hours prior to the start of the competition.
- 22.2 Check the elements and difficulty values entered on the competition cards.
- 22.3 Determine and record all elements performed, and its difficulty value, on the competition card (according to the FIG numeric system).
- 22.4 Display, in public (red flag), if a gymnast executed other element(s) than indicated on the competition card or change their order.
- 22.5 Input the difficulty score.

Lausanne, February 2020

Fédération Internationale de Gymnastique

President

Secretary General

Trampoline TC President



Part II - GUIDE TO JUDGING

Valid from 1.1.2022

1. RULE INTERPRETATIONS

NOTE: These interpretations have been made by the FIG TRA-TC for guidance and clarity. In all cases of dispute on the interpretation of the rules the CJP makes the final decision. The drawings shown in Part 2 are for guidance only and should not be taken literally.

A. INTERPRETATIONS COMMON TO TRAMPOLINE, TUMBLING & DOUBLE MINI-TRAMPOLINE CODE OF POINTS

1.2.2 - Start groups

The gymnasts will be divided in groups, as evenly distributed as possible, of no more than twelve (12) per group, with each group performing their two exercises prior to the next group starting the Qualifying Round. When the total amount of gymnasts is not a multiple of twelve (12), the first competitions groups will have one more gymnast than the others:

Gymnasts	Group 1	Group 2	Group 3	Group 4	Group 5
48	12	12	12	12	
49	10	10	10	10	9
51	11	10	10	10	10
53	11	11	11	10	10

Draw for Q1 will be done after nominative entry deadline.

6 - Dress

All hair should be secured close to the head. Loose hair is at the gymnast's own risk. It can cause safety problems and may result in an interruption as per TRA CoP §16.1.6 and TUM CoP §16.1.5.

The neckline of the front and back of the leotard/unitard must be proper, the opening is optional but must not exceed half of the sternum and no further than the lower line of the shoulder blades. Leotards/unitards may be with or without sleeves; shoulder strap width must be min. 2 cm. The leg cut of the leotard may not extend up beyond the hip bone (*maximum*). The leotard leg length cannot exceed the horizontal line around the leg, delineated by no more than 2 cm below the base of the buttocks. Leotards that have some part in lace will have to be lined (from the trunk to the chest).

In trampoline, during preliminaries members of a team can wear either shorts or gym trousers as long as those are the same colour. But they must have the same dress for team finals, either shorts or gym trousers. Synchronised partners both have to wear either shorts or gym trousers. National identification must be the same.

7.1.3 - Competition cards

In case of an incomplete exercise, the penalty for a missing requirement will apply only if it is obvious that it could not have been fulfilled in the remaining non-performed elements.



FIG Code of Points 2022-2024 - Trampoline Gymnastics

Part II - Guide to Judging



14 - Required positions

General considerations:

To determine the body shape (tuck, pike or straight) during an element, the Difficulty Judges will, in general terms, assess the shape based on the least difficult shape adopted during the middle phase of the element (straight is considered the most difficult position and tuck the least difficult position). In the case of multiple somersaults, see also §15 in this Guide to Judging (below).

14.5 - Arms

Moving arms away from the body is acceptable to stop a twisting rotation. The maximum of the angle between the trunk and the arms should be:

Barani, Full, multiple somersaults with ½ out movements	45°
More than full twist and all other multiple twisting somersaults	90°

15 - Repetitions

When an element is performed in different body positions, two (2) factors are considered when deciding if an element is a repetition - quantity and phase of twist & quantity of somersault.

1. Twists from 0°-180°

Up to three (3) positions are possible provided there is 270° or more of somersault.

Example:

¾ back somersault	(T=0° S=270°)	3 positions possible
½ twist to feet	(T=180° S=90°)	1 position possible
1¼ front with ½ twist (Barani ball out)	(T=180° S=450°)	3 positions possible

2. Twists of 360° or more

Three (3) positions are possible provided there is more than 450° of somersault.

Example:

1¼ front with 1½ twist (Rudy ball out)	(T=540° S=450°)	1 position possible
1/1 back somersault, 1/1 twist (Full)	(T=360° S=360°)	1 position possible
2/1 back somersault, 2/1 twist (Full in Full out)	(T=720° S=720°)	3 positions possible

3. Multiple somersaults

In multiple somersaults the gymnast may claim only one (1) body position per element: tucked or piked or straight. The Difficulty Judges will assess the element based on the least difficult body position adopted by the performer, e.g.:

Barani out Triffis: If the first somersault is piked and the second tucked, then the Difficulty Judges would assess the element as having been performed in the tucked position.

NOTE: These same criteria (no. of twists/no. of somersaults) apply when determining body shape in *synchronised* competition. Because only one (1) position is recognised for a ½ twist to feet, a pair may perform ½ twist to feet in “different positions” without it being considered an interruption to the exercise. In a *Barani*, however, different positions are possible under the above criteria and therefore both partners must adopt the same position otherwise the elements would be considered as different, and the exercise interrupted (see §16.1.9 TRA CoP).

4. Twists in different phases of somersaults

- In somersaults of 540° or less only one (1) phase is recognised, and an element will be considered a repetition if it does not meet the criteria listed above in respect of different shapes.
- In somersaults of 630°-900° two (2) phases are recognised, early and late.



FIG Code of Points 2022-2024 - Trampoline Gymnastics



Part II - Guide to Judging

- All multiple twisting double somersaults in layout **or** pike positions with the same amount of twisting rotation, performed without a recognisable pause in twisting rotation **or** without defined positions, will be considered as repetitions if used more than once.

17 - Interruption / Termination of the exercise

Landing on both feet means the sole of the feet.

If a gymnast *touches* the bed / track / zone / area with his feet during landing, but never shows a recognisable landing preparation and falls to face, knees, hands and knees, front or back in the same movement, the element will not be counted. There will be no extra deduction for the fall.

18.1 - Difficulty

In the event of any dispute between the Difficulty Judges, the CJP will make the decision.

For single somersault, difficulty judges should evaluate the position of the element from the beginning of the take-off up to the remaining 135° (before landing).

For multiple somersaults, difficulty judges should evaluate the position of the element after take-off from:

- Backward somersault: 90° up to the remaining 180° (before landing)
- Forward somersault: 135° up to the remaining 180° (before landing)

Looking at the position of the feet at landing, feet rotation of more than 1/4 twist (90°) is considered a 1/2 twist, feet rotation of more than 3/4 twist (270°) is considered a 1/1 twist, etc.

20.13 (TRA/TUM/DMT) - Duties of the CJP

In case of obvious errors concerning calculation of any scores, a Judge, gymnast, coach or other official, who recognise this, should approach the CJP in a professional and friendly way before the end of the actual round, to allow the CJP to clarify the situation before the next round has started.

21.2.1 - Evaluation of execution

TRAMPOLINE AND DMT

Rotation or Flying Phase

- Position of the arms 0.0-0.1 pts
(includes bent arms and opening of the arms in a twist)
- Position of the legs 0.0-0.2 pts
(includes bent knees, toes not pointed, legs not together)
- Position of the body 0.0-0.2 pts
- Angle of legs with horizontal in pike and pike straddle jumps 0.0-0.2 pts

Opening and Landing Phase

- Opening of the somersault and keeping straight position 0.0-0.3 pts
(includes twisting rotation not completed at 90° (3 o'clock))
- No opening 0.3 pts

Any of these deductions can be combined up to 0.5 pts

TUMBLING

Rotation or Flying Phase

- Position of the arms 0.0-0.1 pts
(includes bent arms and opening of the arms in a twist)
- Position of the legs 0.0-0.2 pts



FIG Code of Points 2022-2024 - Trampoline Gymnastics Part II - Guide to Judging



(includes bent knees, toes not pointed, legs not together)

- Position of the body 0.0-0.2 pts

Opening and Landing Phase

- Opening of the somersault and keeping straight position 0.0-0.3 pts
(includes twisting rotation not completed at 90° (3 o'clock))
- No opening 0.3 pts
- Exceptions for multiple twisting and for triple somersaults 0.2 pts

During the exercise

- Loss of speed 0.0-0.2 pts
- Deviation from the axis 0.0-0.1 pts

Any of these deductions can be combined up to 0.5 pts

21.2.2 - Landing deductions

No landing deductions will be counted for interrupted exercises.

21.2.2.2 - Touching bed (TRA), landing zone/area (TUM/DMT) with one or both hands

After a completed exercise, if the hands are used to support the whole body to avoid a fall (without the feet touching the bed/pads/end decks/zone/area), then a deduction of 1.0 pts must apply instead of the 0.5 pts applied for touching with hand(s).

B. INTERPRETATIONS OF TRAMPOLINE CODE OF POINTS

General

Only elements which land on both feet, seat, front or back will be recognised.

16.1.1 - One foot landings

The element which lands on one (1) foot is not counted as an element and the exercise is interrupted at that landing. This rule only applies to double contacts made on the feet. If during a back or front landing the feet subsequently touch the bed, this does not constitute an interruption.

17.5 - Not making the same movement (out-bounce or standing still)

In the case of one gymnast making a complete and immediate stop while the other only partially stops, this would not constitute a contravention of this rule since it would not be classed as an out-bounce.

21.2.2 - Lack of stability after a completed exercise.

A zero-deduction landing is defined by a) showing a stabilized upright position, and b) keeping feet at shoulder width or less.

Total deductions for instability in out-bounce and landing must not exceed 0.3 points.

Uncontrolled movements in the out-bounce must also be judged as part of the instability.

If the gymnast does not stand still within approximately three (3) seconds of landing and turns on or leaves the bed before being totally stabilized, the E-judges will apply a deduction of 0.2 pts.

Deductions for out-bounce (maximum 0.1 pt):

- Uncontrolled movements in the out-bounce 0.1

Deductions for landing (maximum 0.2 pts):

- Movement of arms while standing on the bed (ex. circle) 0.1
- Step(s) or bounce(s) 0.1 – 0.2



FIG Code of Points 2022-2024 - Trampoline Gymnastics

Part II - Guide to Judging



- Not standing upright 0.1
- Standing with feet apart more than shoulder width,
and not returning to a stabilized position 0.2

NB.

- The penalty is not connected to the length of the step or the bounce, but to the amount.
- When a step is taken (deduction 0.1 pts), coming back with the same foot to a stable upright position is **not** considered to be a stepping deduction.

21.2.3 - Additional elements

If a gymnast cannot stop/control the rebound of the bed after final landing (10th element) and has to perform a somersault or a “whip-back” etc, a deduction of 1.0 will be made.

23.2 and 23.3 - Evaluation of Horizontal Displacement

Apply the deduction at landing of each element according to the zones on the bed 0.0-0.3 pts
(Refer to the Drawings for proper evaluation of element landing on feet, back, front, and seat)

0.3	0.2		0.3
0.2	0.1	0.0	0.2
0.3	0.2		0.3

C. INTERPRETATIONS TO TUMBLING CODE OF POINTS

18.1 - Difficulty - side somersaults

In calculating the difficulty value of side somersaults, no account should be taken of any twist created in the somersault unless greater than 180°.

21.2.2 - Landing zone - definition

The outer edge of the line marks the boundary of the Tumbling track and the landing zone. If any part of the body touches outside the boundary, it will result in a deduction as per §21.2 or a penalty as per §20.10.

21.2.2 - Lack of stability after a completed exercise

If the gymnast forgets to stand still and leaves the landing area within approximately three (3) seconds of landing the E-judges will decide whether this was due to lack of stability (deduction 1.0 pts), or merely that he forgot to stand still (deduction 0.3 pts).

Deductions:

- Movement of arms while standing (ex. circle) 0.1
- Step(s) or bounce(s) 0.1 – 0.3
- Not standing upright 0.1
- Standing with feet apart or more than shoulder width 0.1
- Turning to the judges before being totally stabilized 0.3



FIG Code of Points 2022-2024 - Trampoline Gymnastics Part II - Guide to Judging



NB.

- The penalty is not connected to the length of the step or the bounce, but to the amount.
- When a step is taken (deduction 0.1 pts or more), coming back with the same foot to a stable upright position is **not** considered to be a stepping deduction.

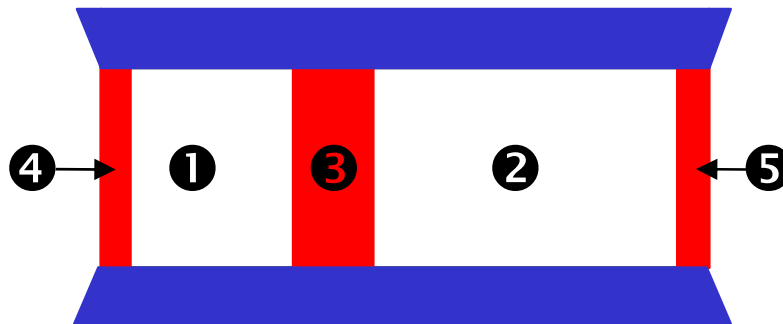
21.2.3 - Additional elements

If a gymnast cannot stop/control the rebound of the track after final landing (8th element) and has to perform a somersault or a “whip-back” etc, a deduction of 1.0 will be made.

D. INTERPRETATIONS OF DMT CODE OF POINTS

General definition of the mount & dismount zones:

- Middle zone (3)
- End markers (4+5)
- The mounting zone is defined as the area of the bed in front of and including the middle zone (4+1+3)
- The spotter/dismount zone is defined as the area of the bed to the rear of and including the middle zone (3+2+5)



5.2 & 5.4 - Mount, Spotter, Dismount

- A straight mounting jump or mounting element must take off from the mounting area and land in the spotter/dismount area.
- The spotter element must take off and land in the spotter/dismount area.
- If any of these (mounting element or spotter element) are not executed in the correct area as detailed here, the exercise will be invalid (score 0).
- A dismount element not executed from a mounting element or spotter element is not valid.

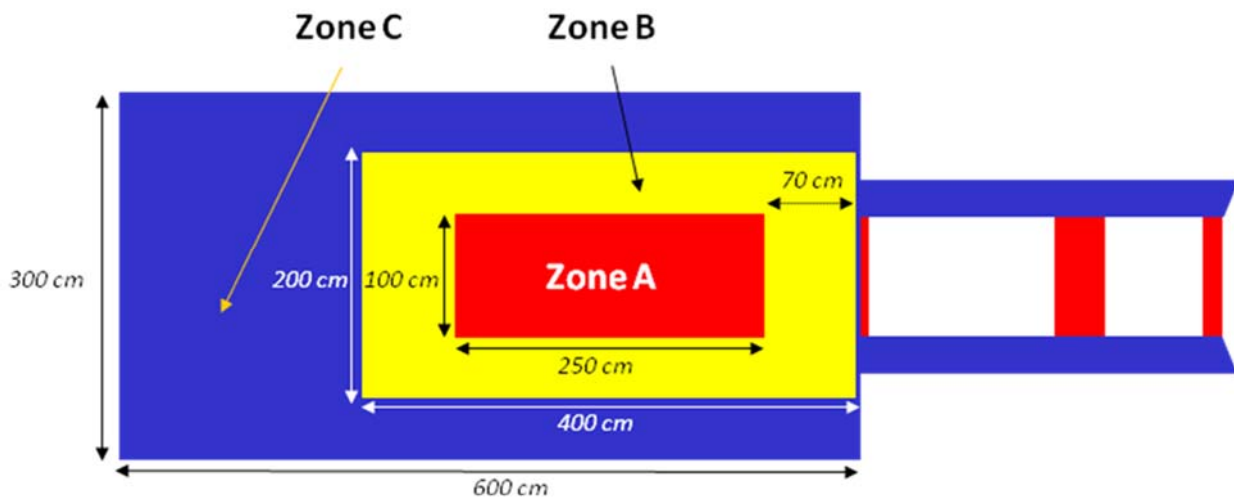
Example: Mounting elements or spotter elements correctly executed from and to the prescribed areas on the DMT are always counted as elements, regardless of what happens in the dismount element (e.g. stop, landing on the DMT, not landing on both feet to landing area, straight jump).

16.1.6 - Touching the Double Mini-Trampoline

Due to the narrowness of the DMT bed, it is possible for the gymnast may touch something other than the bed (pad / springs) with some part of the body, even though his feet land on the bed as required - §16.3 will apply. However, if it is obvious that the foot lands outside the bed (frame/pad etc.) this will constitute an interruption as per §16.1.6

20.8 - Landing zone - definition

The outer edge of zone/area marks the boundary of the DMT landing zone/area. If any part of the body touches outside the boundary, it will result in a deduction as per §21.3 or a penalty as per §20.8.



21.2.2 - Lack of stability after a completed exercise

If the gymnast forgets to stand still and leaves the landing area within approximately three (3) seconds of landing the E-judges will decide whether this was due to lack of stability (deduction 1.0 pts), or merely that he forgot to stand still (deduction 0.3 pts).

Example of deductions:

- Movement of arms while standing (ex. circle) 0.1
- Step(s) or bounce(s) 0.1 – 0.3
- Not standing upright 0.1
- Standing with feet apart or more than shoulder width 0.1
- Turning to the judges before being totally stabilized 0.3

NB.

- The penalty is not connected to the length of the step or the bounce, but to the amount.
- When a step is taken (deduction 0.1 pts or more), coming back with the same foot to a stable upright position is **not** considered to be a stepping deduction.

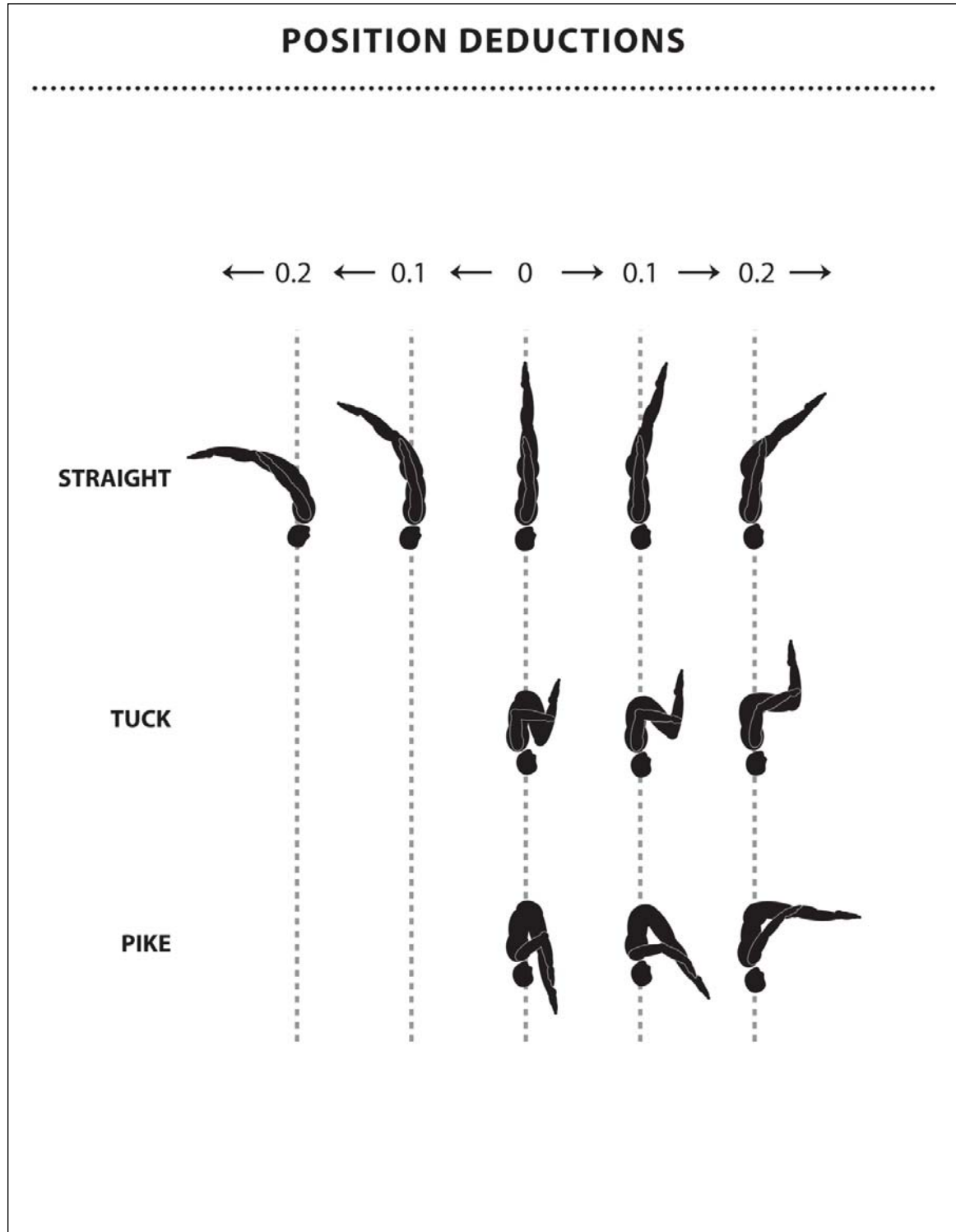
Lausanne, February 2020

Fédération Internationale de Gymnastique

Horst Kunze
Trampoline TC President

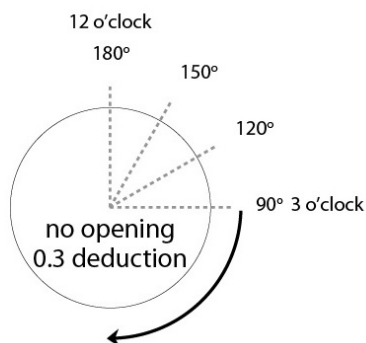
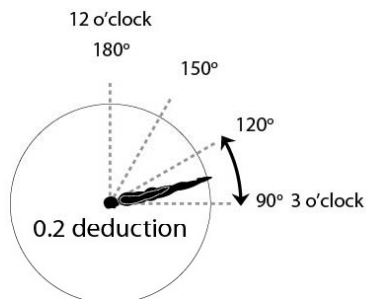
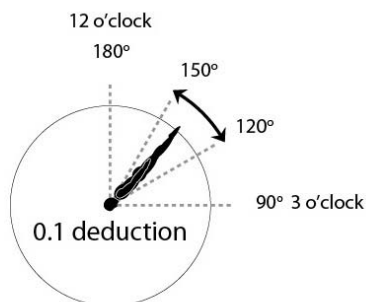
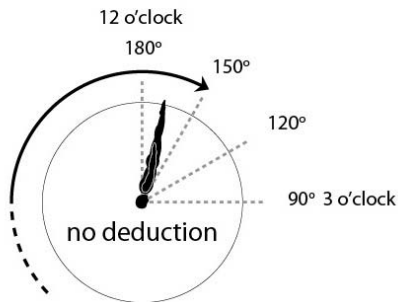
2. DRAWINGS

(these drawings are for guidance only and should not be taken literally)

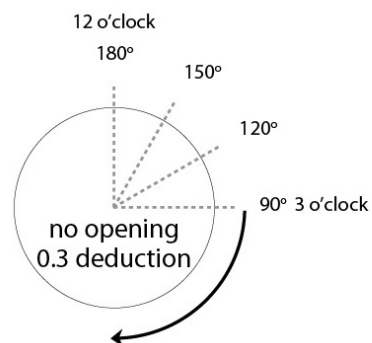
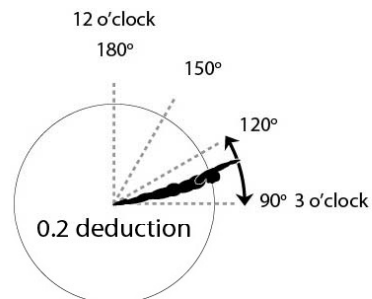
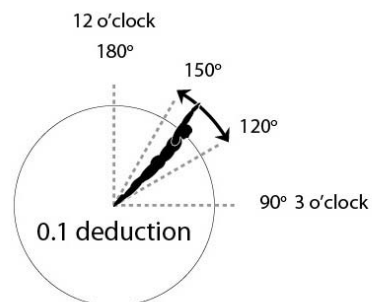
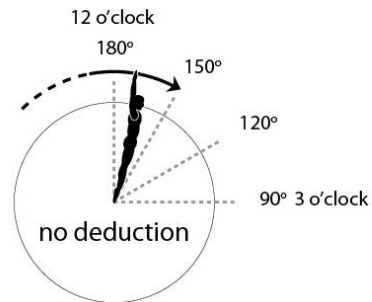


OPENING IN SOMERSAULT

FOR FEET OR FRONT LANDING

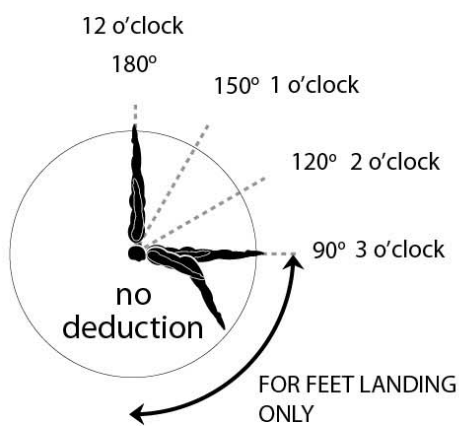
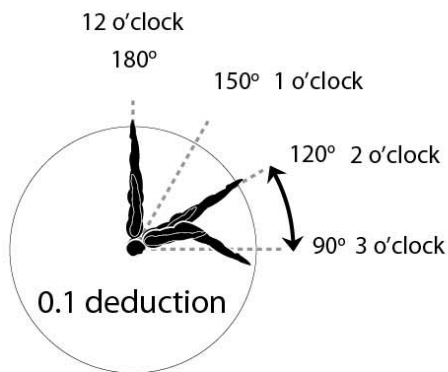
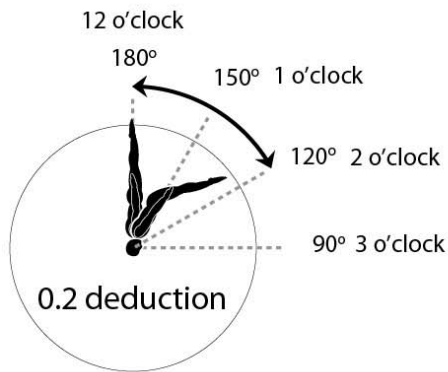


FOR BACK LANDING

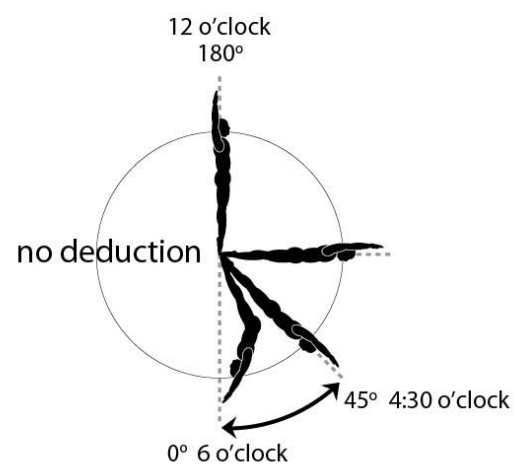
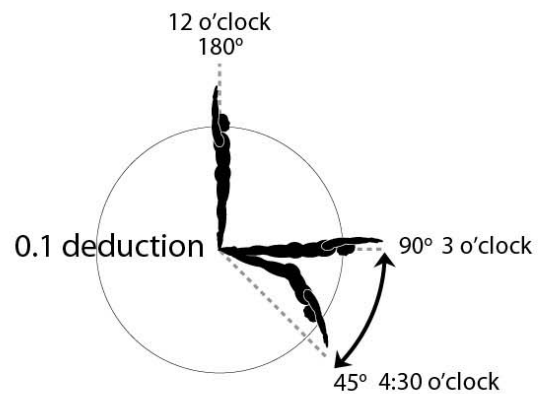
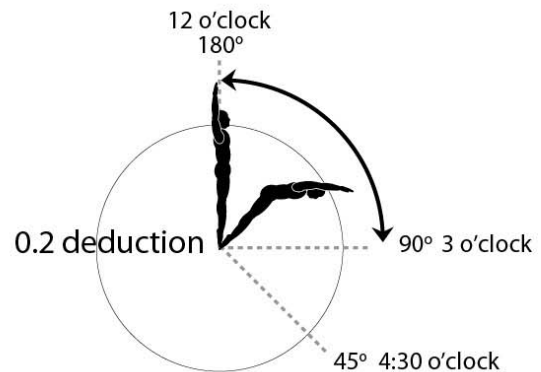


AFTER OPENING IN SOMERSAULT - PIKE DOWN

FOR FEET OR FRONT LANDING

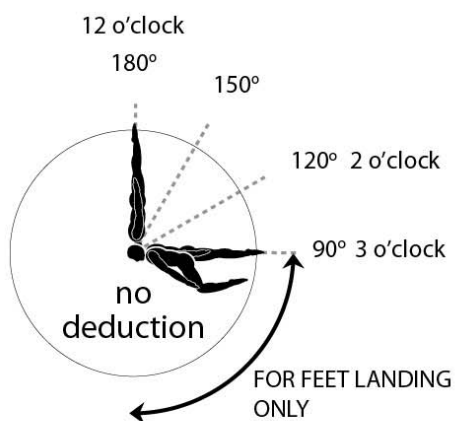
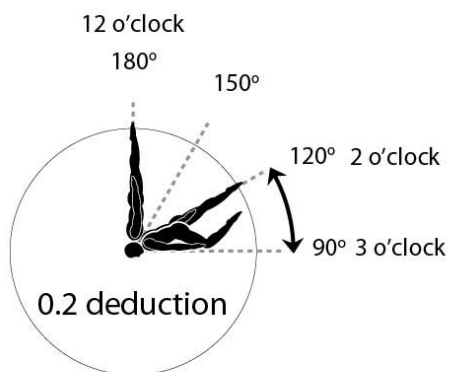
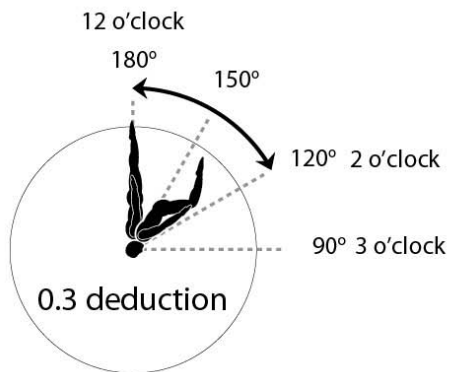


FOR BACK LANDING

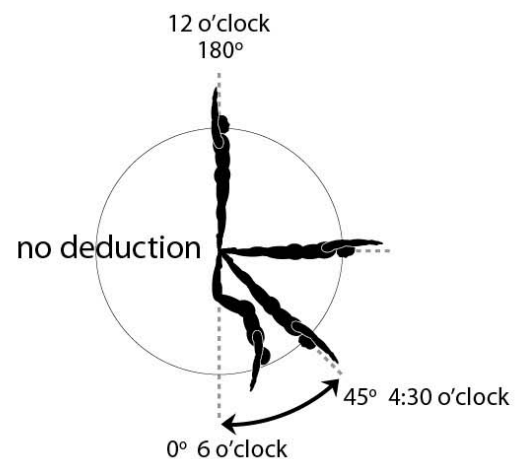
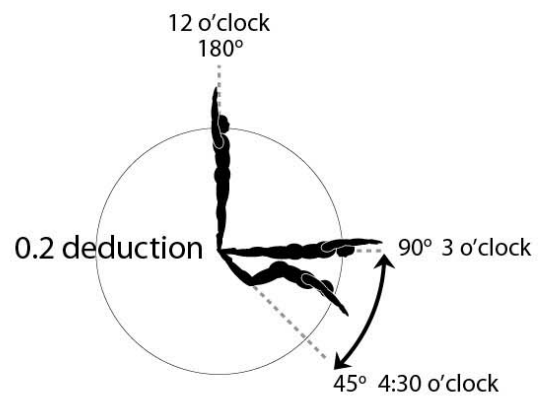
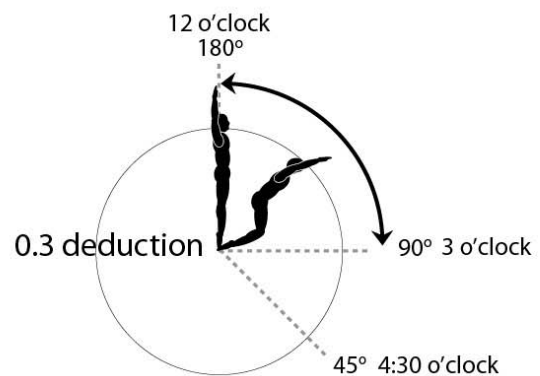


AFTER OPENING IN SOMERSAULT - TUCK DOWN

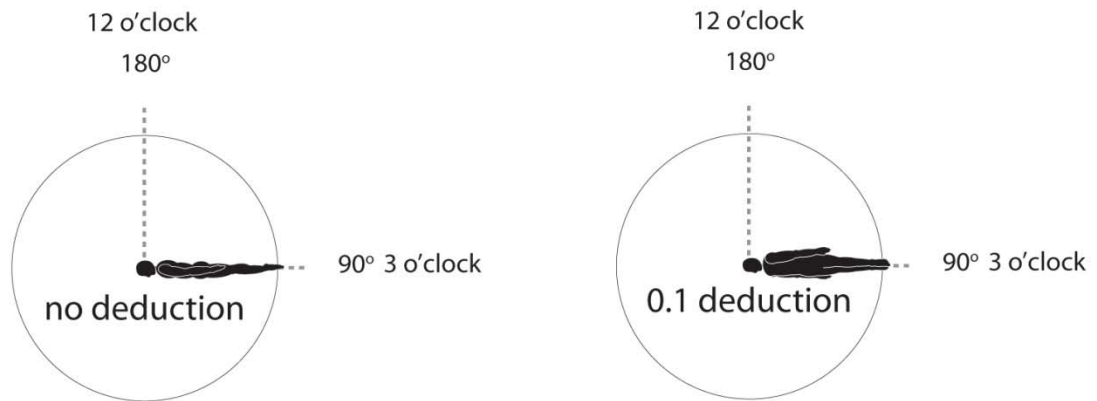
FOR FEET OR FRONT LANDING



FOR BACK LANDING

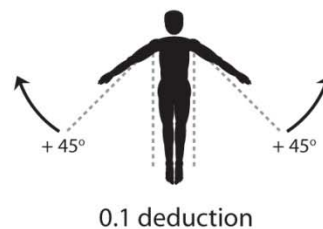
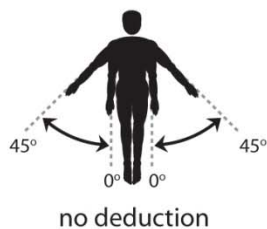


END OF TWIST

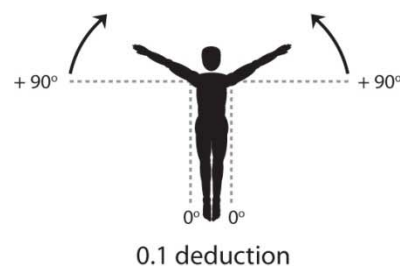
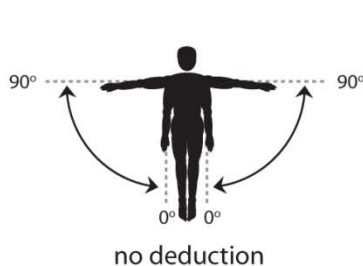


ARMS TO STOP TWISTING ROTATION

BARANI, FULL, MULTIPLE SOMERSAULTS WITH 1/2 OUT



SINGLE SOMERSAULT WITH MORE THAN FULL TWIST AND ALL OTHER MULTIPLE TWISTING SOMERSAULTS




MULTIPLE SOMERSAULTS TAKE-OFF

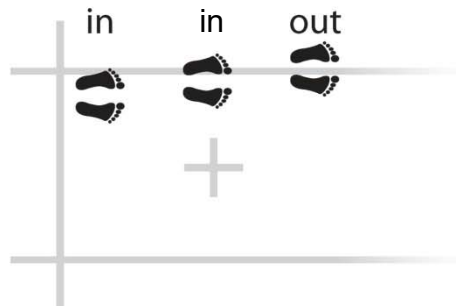
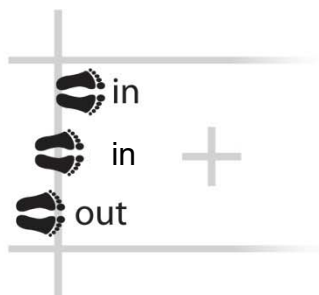
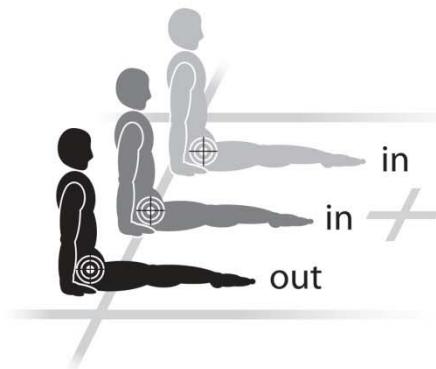
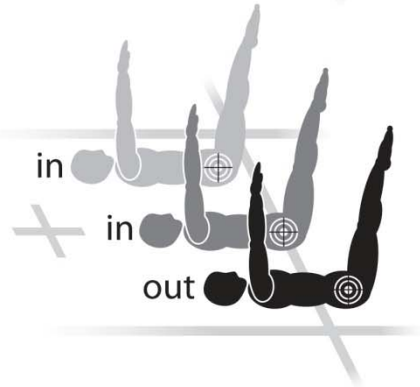
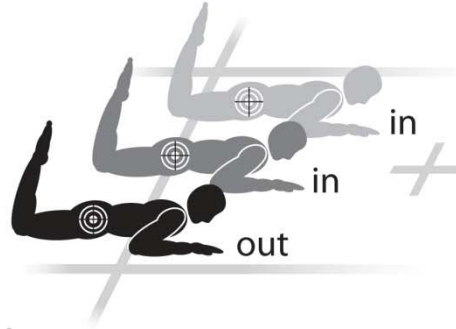
Backward



Forward



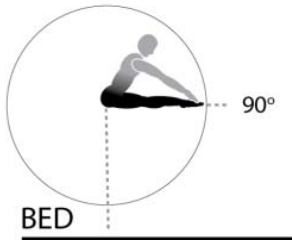
HORIZONTAL DISPLACEMENT



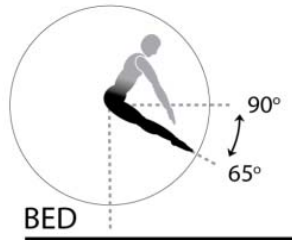
PIKE AND PIKE STRADDLE JUMPS

Angle of legs with horizontal

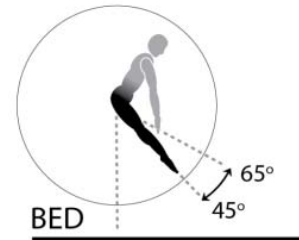
no deduction



0.1 deduction



0.2 deduction



DEVIATION FROM CENTER - TUMBLING

no deduction



0.1 deduction





Part III - APPENDICES

Valid from 01.01.2022

A. DIFFICULTY CALCULATION TRAMPOLINE – PRINCIPLES

Rotation	Value	Bonus	Example
¼ somersault	0.1	---	¼ back = 0.3
completed somersault (360°)		0.1	Back somersault tuck = 0.5
completed triple somersaults (1080°)	1.6		Triple back somersault tuck = 1.6
completed quadruple somersaults (1440°)	2.2		Quadruple back somersault = 2.2
½ twist	0.1	---	1/1 twist to back [0.1+0.2] = 0.3
0° - 630° somersault <u>with</u> twist	< or /	---	Barani straight [0.5+0.1] = 0.6
360° - 630° somersault <u>without</u> twist	< or /	0.1	1 ¾ pike [0.8+0.1] = 0.9
720° - 990° somersault with or without twist	< or /	0.2	2 ¾ pike [1.3+0.2] = 1.5
1080° - 1350° somersault with or without twist	< or /	0.3	½ out Triffis pike [1.6+0.1+0.3] = 2.0
1440° somersault with or without twist	< or /	0.4	½ out Quadriffis pike [2.2+0.1+0.4] = 2.7

B. DIFFICULTY TRAMPOLINE – EXAMPLES

Element	o	< or /	Element	o	< or /
¼ back or front	3 –	0.3 0.3	Full in Full out	8 2 2	1.4 1.6
Back or front somersault	4 –	0.5 0.6	Half in Rudi out	8 1 3	1.4 1.6
Barani	4 1	0.6 0.6	Randi out	8 – 5	1.5 1.7
Cody	5 –	0.6 0.7	Full in Rudi out	8 2 3	1.5 1.7
Barani ball out	5 1	0.7 0.7	Triple back	12 – – –	1.6 1.9
Full	4 2	0.7	Half in Randi out	8 1 5	1.6 1.8
Rudolf	4 3	0.8	Full in Double-full out	8 2 4	1.6 1.8
1¼ somersault	7 – –	0.8 0.9	Half out Triffis	12 – – 1	1.7 2.0
Double-full	4 4	0.9	Full in Randi out	8 2 5	1.7 1.9
Rudi ball out	5 3	0.9	Half in Half out Triffis	12 1 – 1	1.8 2.1
Double back	8 – –	1.0 1.2	Full in Half out Triffis	12 2 – 1	1.9 2.2
Half out	8 – 1	1.1 1.3	Rudi out Triffis	12 – – 3	1.9 2.2
Half in Half out	8 1 1	1.2 1.4	Half in Rudi out Triffis	12 1 – 3	2.0 2.3
Full out	8 – 2	1.2 1.4	Full in Rudi out Triffis	12 2 – 3	2.1 2.4
2 ¾ somersault	11 – – –	1.3 1.5	Full Full Full	12 2 2 2	2.2 2.5
Rudi out	8 – 3	1.3 1.5	Half out Quadriffis	16 – – – 1	2.3 2.7
Full in Half out	8 2 1	1.3 1.5	Half in Half out Quadriffis	16 1 – – 1	2.4 2.8



C. DIFFICULTY CALCULATION TUMBLING (reference to §18.1 in TUM CoP)

Double somersaults

Full in Double-full out (straight)

First somersault:

Somersault value 0.5

Twist value (first twist) 0.2

0.7

Second somersault:

Somersault value 0.5

Twist value (second and third twist) 1.0

1.5

Position (straight) 0.2

Total element value 2.4

Multiply by 2 = **4.8**

Triple somersaults

Triple back (pike)

First somersault:

Somersault value 0.5

Second somersault:

Somersault value 0.5

Third somersault:

Somersault value 0.5

Position (pike in triple) 0.2

Total element value 1.7

Multiply by 3 = **5.1**

D. DIFFICULTY CALCULATION TUMBLING – POSITION BONUSES

Body position	Single	Double	Triple	Quadruple
Tuck (o)	0.0	0.0	0.0	0.0
Pike (<)	0.1	0.1	0.2	0.3
Straight (/)	0.1	0.2	0.4	---

E. DIFFICULTY CALCULATION TUMBLING – TWIST VALUE

Twists	Single	Double	Triple
Half twist	0.2	0.1	0.3
First twist	0.4	0.2	0.6
Second twist	0.4	0.4	0.8
Third twist	0.6	0.6	0.8
Fourth twist	0.8	0.8	0.8

For example, one (1) backward somersault with triple twists (only straight position):

- Back Somersault	0.5
- First twist	0.4
- Second twist	0.4
- Third twist	0.6
TOTAL	1.9

For example, one (1) forward somersault with double twists (only straight position):

- Front Somersault	0.6
- First twist	0.4
- Second twist	0.4
TOTAL	1.4



F. DIFFICULTY TUMBLING – EXAMPLES

Element		Difficulty	Element		Difficulty
Round-off	(0.1	Half in ("arabian")	1 – o	2.2
Front Handspring	H	0.1	Half in ("arabian")	1 – <	2.4
Flic-flac	F	0.1	Half out (backwards)	– 1 o	2.2
Whipback (tempo salto)	^	0.2	Half out (backwards)	– 1 <	2.4
Back somersault (ss)	– o	0.5	Half out (backwards)	– 1 /	2.6
Back somersault	– <	0.6	Half out (forward)	. – 1 o	2.6
Back somersault	– /	0.6	Half out (forward)	. – 1 <	2.8
Front somersault	. – o	0.6	Full in back out	2 – o	2.4
Front somersault	. – <	0.7	Full in back out	2 – <	2.6
Side somersault	– o x	0.5	Full in back out	2 – /	2.8
Side somersault	– < x	0.6	Full in half out	2 1 /	3.2
Back ss with ½ twist	1. /	0.7	Full in Full out	2 2 o	3.2
Barani	.1	0.8	Full in Full out	2 2 /	3.6
Back ss with 1/1 twist	2.	0.9	Full in 1½ twist out	2 3 o	3.8
Front ss with 1/1 twist	.2	1.0	Full in 1½ twist out	2 3 /	4.2
Back ss with 1½ twist	3.	1.1	Full in Double-full out	2 4 o	4.4
Front ss with 1½ twist	.3	1.2	Full in Double-full out	2 4 /	4.8
Back ss with 2/1 twist	4.	1.3	Double-full in Double-full out	4 4 /	6.4
Front ss with 2/1 twist	.4	1.4	Triple back	– – – o	4.5
Back ss with 2½ twist	5.	1.6	Triple back	– – – <	5.1
Back ss with 3/1 twist	6.	1.9	Triple back	– – – /	5.7
Back ss with 3½ twists	7.	2.3	Half in Triple ("arabian")	1 – – o	5.4
Back ss with 4 twists	8.	2.7	Half in Triple ("arabian")	1 – – <	6.0
Double back somersault	– – o	2.0	Full in Triple	2 – – o	6.3
Double back somersault	– – <	2.2	Full in Triple	2 – – <	6.9
Double back somersault	– – /	2.4	Quadruple back	– – – – o	8.0
Double front somersault	. – – o	2.4	Quadruple back	– – – – <	9.2
Double front somersault	. – – <	2.6			
Double side somersault	– – o x	2.0			
Double side somersault	– – < x	2.2			

G. DIFFICULTY CALCULATION TUMBLING (reference to §15 in TUM CoP)

1st exercise	(F	F	– /	^	F	^	– <
	Value:	0.1	0.1	0.1	2.4	0.2	0.1	0.2
2nd exercise	.1	2.	F	F	– /	^	F	2 2 /
	Value:	0.8	0.9	0.1	0.1	0.0 (rep.)	0.2	0.1

* women would receive a bonus of 1.0 for performing a second element with a DD value of at least 2.0



FIG Code of Points 2022-2024 - Trampoline Gymnastics
Part III - Appendices



H. DIFFICULTY DOUBLE MINI-TRAMPOLINE – EXAMPLES

Forward elements	Element	Shape	Diff.
Front somersault	4 –	O	0.5
Front somersault	4 –	<	0.6
Front somersault	4 –	/	0.6
Barani	4 1	O	0.7
Barani	4 1	<	0.7
Barani	4 1	/	0.7
Rudolph	4 3		1.2
Randolph	4 5		1.9
Adolph	4 7		2.8
Half out	8 – 1	O	2.4
Half out	8 – 1	<	2.8
Half out	8 – 1	/	3.2
Half in	8 1 –	O	2.4
Half in	8 1 –	<	2.8
Half in	8 1 –	/	3.2
Full in Half out	8 2 1	O	3.2
Full in Half out	8 2 1	<	3.6
Full in Half out	8 2 1	/	4.0
Rudy out	8 – 3	O	3.2
Rudy out	8 – 3	<	3.6
Rudy out	8 – 3	/	4.0
Full in Rudy out	8 2 3	O	4.0
Full in Rudy out	8 2 3	<	4.4
Full in Rudy out	8 2 3	/	4.8
Randy out	8 – 5	O	4.0
Randy out	8 – 5	<	4.4
Half out Triffis	12 – – 1	O	5.1
Half out Triffis	12 – – 1	<	5.9

Backward elements	Element	Shape	Diff.
Back somersault	4 –	O	0.5
Back somersault	4 –	<	0.6
Back somersault	4 –	/	0.6
Back ss with 1/1 twist	4 2		0.9
Back ss with 2/1 twist	4 4		1.5
Back ss with 3/1 twist	4 6		2.3
Back ss with 4/1 twists	4 8		3.3
Back ss with 5/1 twists	4 10		4.5
Double back somersault	8 – –	O	2.0
Double back somersault	8 – –	<	2.4
Double back somersault	8 – –	/	2.8
Half in half out	8 1 1	O	2.8
Half in half out	8 1 1	<	3.2
Half in half out	8 1 1	/	3.6
Full in	8 2 –	O	2.8
Full in	8 2 –	<	3.2
Full in	8 2 –	/	3.6
Full out	8 – 2	O	2.8
Full out	8 – 2	/	3.6
Full in Full out	8 2 2	O	3.6
Full in Full out	8 2 2	/	4.4
Half in Rudy out	8 1 3	O	3.6
Half in Rudy out	8 1 3	<	4.0
Half in Rudy out	8 1 3	/	4.4
Full in Double-full out	8 2 4	O	4.4
Full in Double-full out	8 2 4	/	5.2
Half in Randy out	8 1 5	O	4.4
Half in Randy out	8 1 5	<	4.8
Double-full in Double-full out	8 4 4	O	5.2
Double-full in Double-full out	8 4 4	/	6.0
Triple back	12 – – –	O	4.5
Triple back	12 – – –	<	5.3
Triple back	12 – – –	/	6.1
Full in Triple	12 2 – –	O	5.7
Full in Triple	12 2 – –	<	6.5
Half in Half out Triffis	12 1 – 1	O	5.7
Half in Half out Triffis	12 1 – 1	<	6.5
Full Full Full	12 2 2 2	O	8.1
Quadruple back	16 – – – –	O	8.0
Quadruple back	16 – – – –	<	9.6



I. FIG NUMERIC SYSTEM – TRAMPOLINE & DMT

Only FIG numeric system will be accepted during FIG events.

- the first digit describes the number of somersaults, in quarters ($\frac{1}{4}$)
- subsequent digits describe the distribution and quantity of twist in each somersault
- the shape of the element is described at the end using a 'o' or leaving blank for tucked; '<' for pike and '/' for straight

Element	¼ saltos	½ twists			Shape	Diff. TRA	Diff. DMT
Half out Triffis, tucked	12	-	-	1	o	1.7	5.1
Half in Rudy out, piked	8	1	3		<	1.6	4.0
Full in Half out, straight	8	2	1		/	1.5	4.0
Half in Rudy out, tucked	8	1	3		o	1.4	3.6
Double back, tucked	8	-	-		o	1.0	2.0
Half out, tucked	8	-	1		o	1.1	2.4
Rudy	4	3				0.8	1.2
Double-full	4	4				0.9	1.5
Half in 1 $\frac{3}{4}$ back, tucked	7	1	-		o	0.9	---
Half out double ball out, piked	9	-	1		<	1.4	---

J. FIG SYMBOLS – TUMBLING

For the completion of the competition cards in tumbling the FIG symbols system whose principles are described below should be used:

- Use - for somersault without twist
- Use 1 for somersault with $\frac{1}{2}$ twist
- Use 2 for somersault with 1 twist
- Use . to specify if it is a front or back element
- Use o for tuck or puck position
- Use < for pike position
- Use / for straight position

Special elements	
Round off	(
Flic-Flac / Front Handspring	f h
Whipback (tempo salto)	^
Single somersaults	
Salto tucked	- o
Salto pike	- <
Salto straight	- /
Barani	.1
Back with $\frac{1}{2}$ twist	1.
Full twist backwards	2.
1 $\frac{1}{2}$ twist backwards	3.
Double-full backwards	4.

Double somersaults	
Double tucked	-- o
Double pike	-- <
Double straight	-- /
Full in tucked	2 - o
Full in pike	2 - <
Full in Full out tucked	2 2 o
Full in Full out straight	2 2 /
Miller straight	2 4 /
Triple somersaults	
Triple tucked	--- o
Triple pike	--- <
Full in Triple tucked	2 --- o

Side elements = marked with an additional x

Front or backwards = if necessary marked with a dot: .1 = Barani or 1. = back with $\frac{1}{2}$ twist



K. FIG TERMINOLOGY

BACK	Backward somersault
FRONT	Front somersault
BALL OUT	Forward somersault from the back
CODY	Backward somersault from the front
FLIFFIS	Any double somersault with twist
TRIFFIS	Any triple somersault with twist
QUADRIFFIS	Any quadruple somersault with twist
IN	Indicates that the number of twists shown is performed in the first part of the element.
OUT	Indicates that the number of twists shown is performed in the last part of the element.
MIDDLE	Indicates that the number of twists shown is performed in the middle part of the element.
BARANI	Forward somersault with ½ twist
HALF	Half twist performed in a double somersault (see below)
FULL	A back somersault with 1/1 twist
DOUBLE FULL	A back somersault with 2/1 twists
TRIPLE FULL	A back somersault with 3/1 twists
RUDOLPH (RUDY)	A front somersault with 1½ twists
RANDOLPH (RANDY)	A front somersault with 2½ twists
ADOLPH	A front somersault with 3½ twists

Examples:

<i>Nº of somersaults</i>	<i>Nº of twists</i>	<i>Distribution</i>	<i>Terminology</i>
2	½	OUT	Half out FLIFFIS
2	½ + ½	IN & OUT	Half in half out FLIFFIS
3	1 + ½	MIDDLE & OUT	Full middle half out TRIFFIS
2	½ + 1½	IN & OUT	Half in rudy out FLIFFIS



L. REQUIREMENTS FOR THE FIRST EXERCISE - TRAMPOLINE

I. Requirements for the first exercise of the Qualifying Round for Juniors:

The exercise consists of ten (10) different elements, only one (1) element allowed with less than 270° somersault rotation. Each element meeting the requirement must be marked with an asterisk (*) on the competition card. These requirements cannot be fulfilled by combining them into one (1) element but must be performed as separate elements.

1. one (1) element to front or back,
2. one (1) element from front or back - in combination with requirement No. 1,
3. one (1) double front or back somersault with or without twist and
4. one (1) element with a minimum of 540° twist and minimum of 360° somersault rotation.

These requirements are also valid for 13-14 and 15-16 age group programmes.

Lausanne, January 2020

Fédération Internationale de Gymnastique

A handwritten signature in black ink, appearing to read 'Horst Kunze'.

Horst Kunze
Trampoline TC President



M. EXAMPLES OF CALCULATION AND ROUNDING

1. T-Score (time of flight score) – 18.2.1

18.2.1: The evaluation of execution, difficulty and synchronisation is done in 10ths of a point. The time of flight is evaluated in 1/1000 of seconds rounded down to 5/1000.

Example

Score for Time of flight 1: 16.233 >>> rounded down to: **16.23**
Score for Time of flight 2: 17.196 >>> rounded down to: **17.19**
Score for Time of flight 3: 17.455 >>> rounded down to: **17.45**
Score for Time of flight 4: 17.194 >>> rounded down to: **17.19**

2. Missing E-Deductions – 18.2.7

18.2.7: “If any of the Execution Judges fails to input their deductions, the average of the other deductions will be taken for the missing deduction(s).”

Example

E1	E2	E3	E4	E5	E6
0.1	0.1	0.2	---	0.2	0.3

In this case the average of the 5 shown marks $(0.1+0.1+0.2+0.2+0.3)/5 = 0.18$ and 0.18 replaces the missing deduction:

E1	E2	E3	E4	E5	E6
0.1	0.1	0.2	0.18	0.2	0.3

The E-deduction (2 median scores added together) for this element is **0.380**



N. BREAKDOWN OF ELECTRONIC SYSTEM

In case of a failure of the operating judge or TMD. The judges must have an extra tool to back up the TMD, preferable a video with a range of 50 to 240 frames per second which can instantly be replayed in a computer. The organizer of a competition, the CJP and the Superior Jury must make sure that this tool is available and set up to the right angle for clear vision.

1. Individual Trampoline and use of back-up video – 18.2.5.1.1

Use the specialized software for ToF measurement by video recording offered by the producer(s) of the TMD

or

1. Measure the **total time of the exercise** including the landing time spent in the trampoline bed by video recording using e.g.
 - the standard software with time measurement functionality
 - the time measurement built in the video camera

2. Measure the **total landing time** spent in the trampoline bed counting the total number of video recording frames spent in the trampoline bed transformed into the 1/100 seconds:

Number of Frames	Time interval (50 frames/sec)	Time interval (240 frames/sec)
1	0,02	0,004
2	0,04	0,008
3	0,06	0,012
4	0,08	0,016
5	0,10	0,020
Etc.	Etc.	Etc.

3. **Deduct** the total landing time spent in the trampoline bed from the total time of the exercise to get the Time of Flight.

2. Synchronised Trampoline and use of back-up video – 18.2.6.1.1

Conversion time to video frames 100 frames/sec

Deductions	Time difference	Diff. in Frames		Deductions	Time difference	Diff. in Frames
0,05	0,02	5		0,55	0,22	55
0,10	0,04	10		0,60	0,24	60
0,15	0,06	15		0,65	0,26	65
0,20	0,08	20		0,70	0,28	70
0,25	0,10	25		0,75	0,30	75
0,30	0,12	30		0,80	0,32	80
0,35	0,14	35		0,85	0,34	85
0,40	0,16	40		0,90	0,36	90
0,45	0,18	45		0,95	0,38	95
0,50	0,20	50		1,00	0,40	100



FIG Code of Points 2022-2024 - Trampoline Gymnastics Part III - Appendices



1. On the official video count frames of differences in landing per element:

Frames per second (frequency)	50	100	120	200	240
Max. frames counted per element	20	40	48	80	96

(Note: the maximum deduction per landing is 1.0 pts)

2. Divide total number of frames by frequency to get total time.
3. Multiply the total time by 2,5 or divide by 0,4 to get total deduction per exercise.

Example: (Video 120 25 frames/sec)

- a) Total 82 frames
- b) $82 / 120 = 0,6833$ sec
- c) $0,6833 \times 2,5 = 1,708$ pts deduction
- d) $10 - 1,708 = 8,292 = 8,29$ mark for synchronisation



O. CLARIFICATION FOR TUMBLING

AS WE ARE NOT EXPECTING TUMBLERS TO OPEN THE ELEMENTS WITH MULTIPLE TWISTING SOMERSAULT OR TRIPLE LIKE IN TRAMPOLINE, WE MUST LOOK AT THE PREPARATION FOR LANDING, ...

- ... if the upper body is clearly under 90°

0.2



- ... if the upper body is close to 90°

0.1



- ...if the upper body becomes clearly over 90°

0.0



Lausanne, February 2020

Fédération Internationale de Gymnastique

Horst Kunze, Trampoline TC President